


## LAMPIRAN




**Lampiran 1 Gambar Peralatan yang Digunakan**



*Rotameter Flame Propagation and Stability Unit P.A. Hilton Ltd. C551*



*Tabung Pembakar (Barrel)*



*Rotating Fan Mixer (RFM)*



*Pengatur Ketinggian Ring (ring adjuster)*



Tabung Gas Propana



Ring Dor = 30 mm; Dir = 10 mm



Ring Dor = 30 mm; Dir = 14 mm




Ring Dor = 30 mm; Dir = 7 mm



*Assembly Alat Pengujian*

Lampiran 2 Gambar Nyala Api *Premix* Menggunakan Ring




Fenomena *Flame Lift-up* Pada *Premix Flame*




Nyala Api Pada  $x = 10$  mm





Nyala Api *Premix* Pada  $x = 10$  mm



Nyala Api *Premix* Pada  $x = 20$



Nyala Api *Premix* Pada  $x = 30$



Nyala Api *Premix* Saat Akan Mengalami *Blow-off*

