UNIVERSITAS INDONESIA

PENGUKURAN RISIKO INDEKS HARGA SAHAM SEKTORAL DI BURSA EFEK INDONESIA (BEI) DENGAN MENGGUNAKAN *VALUE-AT-RISK* (*VaR*)

TESIS

Diajukan sebagai salah satu syarat untuk memperoleh gelar Magister Manajemen

YOSE YAMANI
0706170684

FAKULTAS EKONOMI
PROGRAM STUDI MAGISTER MANAJEMEN
KEKHUSUSAN MANAJEMEN RISIKO
JAKARTA
NOPEMBER 2010

HALAMAN PERNYATAAN ORISINALITAS

Tesis ini adalah hasil karya saya sendiri,
dan semua sumber baik yang dikutip maupun dirujuk
telah saya nyatakan dengan benar.

Nama	**:**	**Yose Yamani**
NPM	**:**	**0706170684**
Tanda tangan	**:**	
Tanggal	**:**	**26 Nopember 2010**

Pengukuran risiko..., Yose Yamani, FE UI, 2010

HALAMAN PENGESAHAN

Tesis ini diajukan oleh

Nama	:	Yose Yamani
NPM	:	0706170684
Program Studi	:	Magister Manajemen
Judul Tesis	:	PENGUKURAN RISIKO INDEKS HARGA SAHAM SEKTORAL DI BURSA EFEK INDONESIA (BEI) DENGAN MENGGUNAKAN *VALUE AT RISK (VaR)*

Telah berhasil dipertahankan di hadapan Dewan Penguji dan diterima sebagai bagian persyaratan yang diperlukan untuk memperoleh gelar Magister Manajemen pada Program Studi Magister Manajemen, Fakultas Ekonomi, Universitas Indonesia.

DEWAN PENGUJI

Pembimbing	:	Rofikoh Rokhim, Ph.D	(.....)
Penguji	:	DR. Dewi Hanggraeni	(.....)
Penguji	:	DR. Muhammad Muslich	(.....)

Ditetapkan di : Jakarta

Tanggal : 26 November 2010

Pengukuran risiko..., Yose Yamani, FE UI, 2010

KATA PENGANTAR

Alhamdulillah, puji dan syukur saya panjatkan ke hadirat Allah Yang Maha Esa karena atas berkat dan rakhmat-Nya, penulis dapat merampungkan tesis ini. Tesis ini disusun sebagai persyaratan untuk mencapai gelar Magister Manajemen di Fakultas Ekonomi Universitas Indonesia.

Dalam tesis ini, penulis melakukan penelitian tentang Pengukuran Risiko Indeks Harga Saham Sektoral di Bursa Efek Indonesia (BEI) dengan menggunakan *Value At Risk* (*VaR*). Penulis berharap tesis ini dapat memperlengkap penelitian sebelumnya mengenai fenomena yang terjadi di Bursa Efek Indonesia

Penulis menyadari bahwa tanpa bantuan dan bimbingan dari berbagai pihak, dari masa perkuliahan sampai dengan penyusunan tesis ini, sulit bagi penulis untuk dapat menyelesaikan tesis ini. Oleh karena itu, penulis menyampaikan ungkapan terimakasih kepada semua pihak yang dengan ikhlas telah memberikan bimbingan, bantuan, dan dorongan kepada penulis dalam menyelesaikan tesis ini, yaitu:

1. Bapak Prof. Rhenald Kasali, Ph.D, selaku Ketua Program Studi Magister Manajemen Fakultas Ekonomi – Universitas Indonesia (Program Studi MM FEUI) atas segala bantuan dan bimbingan yang diberikan kepada penulis dalam menyusun tesis ini sehingga pada akhirnya dapat menyelesaikan tesis ini.
2. Ibu Rofikoh Rokhim, Ph.D, selaku dosen pembimbing tesis atas kesabarannya meluangkan waktu untuk memberikan dorongan, bimbingan dan saran-saran yang berharga dalam penyusunan tesis ini.
3. Gia Kardina Prima Amrania, istri penulis, Pasha Khairy Yamani dan Aqsha Aulia Yamani, anak-anak penulis, yang terus menerus memberikan perhatian, dukungan dan cinta kasih yang luar biasa kepada penulis dalam menyelesaikan studi ini.
4. Orangtua penulis di Purwakarta dan Bandung, yang senantiasa memberikan dukungan dan doa dalam proses studi di MM FEUI.
5. Rekan-rekan MM FEUI Kekhususan Pasar Modal dan Manajemen Risiko angkatan 2007 (PMR 07) yang selalu kompak dan senantiasa memberikan bantuan dan dukungan kepada penulis dalam proses belajar mengajar dan penyelesaian tesis ini.

Pengukuran risiko..., Yose Yamani, FE UI, 2010

6. Seluruh Staf Pengajar pada Program Studi MM FEUI yang telah memberikan ilmunya kepada penulis selama penulis menempuh pendidikan di Program Studi MM FEUI.
7. Pihak-pihak lain yang sangat membantu penulis yang tidak dapat disebutkan satu persatu.

Penulis menyadari bahwa tesis ini masih memiliki kekurangan, oleh karena itu penulis mengharapkan kritik dan saran untuk menyusun tesis untuk menjadi lebih baik. Semoga tesis ini dapat bermanfaat bagi pihak yang membutuhkan dan bagi pengembangan ilmu.

Jakarta, 2010

Penulis

Pengukuran risiko..., Yose Yamani, FE UI, 2010

HALAMAN PERSETUJUAN PUBLIKASI KARYA ILMIAH

Sebagai sivitas akademik Universitas Indonesia, saya yang bertanda tangan di bawah ini:

Nama	:	Yose Yamani
NPM	:	0706170684
Program Studi	:	Magister Manajemen
Departemen	:	Manajemen
Fakultas	:	Ekonomi
Jenis Karya	:	Tesis

demi pengembangan ilmu pengetahuan, menyetujui untuk memberikan kepada Universitas Indonesia **Hak Bebas Royalti Noneksklusif (*Non-exclusive Royalty-Free Right*)** atas karya ilmiah saya yang berjudul :

PENGUKURAN RISIKO INDEKS HARGA SAHAM SEKTORAL DI BURSA EFEK INDONESIA (BEI) DENGAN MENGGUNAKAN *VALUE AT RISK* (*VaR*), beserta perangkat yang ada (jika diperlukan). Dengan Hak Bebas Royalti Noneksklusif ini Universitas Indonesia berhak menyimpan, mengalihmedia/ formatkan, mengelola dalam bentuk pangkalan data (*database*), merawat, dan mempublikasikan karya ilmiah saya selama tetap mencantumkan nama saya sebagai penulis/pencipta dan sebagai pemilik Hak Cipta.

Demikian pernyataan ini saya buat dengan sebenarnya.

Dibuat di : Jakarta
Pada tanggal : 26 November 2010

Yang menyatakan

(Yose Yamani)

Pengukuran risiko..., Yose Yamani, FE UI, 2010

ABSTRAK

Nama : Yose Yamani
Program Studi : Magister Manajemen
Judul : PENGUKURAN RISIKO INDEKS HARGA SAHAM SEKTORAL DI BURSA EFEK INDONESIA (BEI) DENGAN MENGGUNAKAN *VALUE AT RISK* (*VaR*)

Penelitian ini bertujuan untuk mengukur risiko indeks harga saham sektoral di Bursa Efek Indonesia (BEI) dengan menggunakan *Value at Risk* (*VaR*). Data yang digunakan dalam penelitian adalah imbal hasil indeks harga saham sektoral yang terdiri dari dari sembilan sektor industri yang terdaftar di BEI selama interval waktu Juli 2007 sampai dengan Oktober 2010 yang berjumlah 8.055 data imbal hasil. Parameter perhitungan *VaR* yang digunakan adalah confidence interval 95% dengan horizon waktu 100 hari. Menurut uji normalitas, terdapat 4.510 data imbal hasil yang tidak berdistribusi normal, yang berdampak *Value at Risk* (*VaR*) tidak dapat langsung diterapkan sehingga dalam perhitungannya harus menggunakan *alpha prime*. Hasil penelitian ini menyatakan bahwa sektor *Consumer* merupakan sektor dengan nilai rata-rata *VaR* terendah sebesar 2,61%.

Kata kunci:
Imbal hasil, *VaR*, Uji Normalitas, Indeks Harga Saham Sektoral BEI

Pengukuran risiko..., Yose Yamani, FE UI, 2010

ABSTRACT

Name : Yose Yamani
Study Program : Management Magister
Title : MEASUREMENT OF THE RISK OF SECTORAL STOCK PRICE INDEX LISTED IN INDONESIA STOCK EXCHANGE (IDX) BY USING VALUE AT RISK (VaR)

This research aimed to measure the risk of sectoral stock price index listed in Indonesia Stock Exchange, by using Value at Risk (VaR). Data used in this research are return of sectoral stock price index consisting of nine industry sectors, for time interval July 2007 until October 2010, with total 8.055 return data. Measurement parameters used are confidence interval 95% with 100 days time horizon. According to normality test, there are 4.501 non-normal distributed return data, therefore impacting that Value at Risk (VaR) can not be immediately applied without using alpha prime in the computation process. The result showed that Consumer sector has the lowest average VaR 2,61%.

Key words:
Return, VaR, Normality Test, IDX

Pengukuran risiko..., Yose Yamani, FE UI, 2010

DAFTAR ISI

HALAMAN SAMPUL i
HALAMAN JUDUL ii
HALAMAN PERNYATAAN ORISINALITAS iii
HALAMAN PENGESAHAN iv
KATA PENGANTAR v
HALAMAN PERNYATAAN PERSETUJUAN PUBLIKASI TUGAS AKHIR UNTUK KEPENTINGAN AKADEMIS vii
ABSTRAK viii
DAFTAR ISI x
DAFTAR TABEL xii
DAFTAR GAMBAR xiii
DAFTAR RUMUS xiv
DAFTAR LAMPIRAN xv

BAB 1 PENDAHULUAN
1.1 Latar Belakang 1
1.2 Perumusan Masalah 10
1.3 Tujuan Penelitian 10
1.4 Metodologi Penelitian 11
1.4.1 Karakteristik Data 11
1.4.2 Tahap Penelitian 12
1.5 Sistematika Penulisan 12

BAB 2 KONSEP DAN TEORI
2.1 Keputusan Investasi dan Konsep Manajemen Investasi 14
2.2 Pasar Modal 16
2.2.1 Pengertian Pasar Modal 16
2.2.2 Instrumen Pasar Modal 17
2.3 Indeks Harga Saham 17
2.3.1 Jenis-jenis Indeks Harga Saham di Bursa Efek Indonesia 18
2.4 Risiko 23
2.5 Manajemen Risiko 26
2.5.1 Metodologi Perhitungan Risiko 28
2.6 *Value-at-Risk* 30
2.6.1 Definisi *Value-at-Risk* 31
2.6.2 Metodologi *Value-at-Risk* 34
2.6.2.1 Metode *Delta-Normal* 34
2.6.2.2 Metode *Historical Simulation* 37
2.6.2.3 Metode *Monte Carlo Simulation* 38

Pengukuran risiko..., Yose Yamani, FE UI, 2010

BAB 3 METODOLOGI PENELITIAN
3.1 Motode Yang Digunakan 41
3.2 Sumber dan Cara Penentuan Data 41
3.2.1 Sumber Data 41
3.2.2 Cara Penentuan Data 42
3.3 Teknik Pengumpulan Data 42
3.4 Metode Analisa 43
3.4.1 Teknik Pengolahan dan Analisa Data 43
3.4.2 Pengujian Asumsi 44
3.4.2.1 Normalitas 44
3.4.3 Perhitungan dan Analisis Metode *VaR* 44
3.4.4 Penetapan Tingkat Signifikansi 46
3.4.5 Hipotesa dan Pengujian Validitas Model 46

BAB 4 HASIL PENELITIAN DAN PEMBAHASAN
4.1 Pengumpulan Data 48
4.2 Penerapan Metode *VaR* 48
4.3 Analisis Hasil Perhitungan *VaR* 49
4.4 Hasil Pengujian Validitas Model 59
4.5 Pembahasan 60

BAB 5 KESIMPULAN DAN SARAN
5.1 Kesimpulan 62
5.2 Saran 63
5.2.1 Investor 63
5.2.2 BEI 63
5.2.3 Pembaca Umum 64
5.3 Penelitian Selanjutnya 64

DAFTAR REFERENSI 66

Pengukuran risiko..., Yose Yamani, FE UI, 2010

DAFTAR TABEL

Tabel 3.1	Daftar Indeks-indeks Dalam Penelitian	42
Tabel 4.1	Hasil Perhitungan Normalitas pada Masing-masing Indeks	48
Tabel 4.2	Hasil Perhitungan *Likelihood Ratio* (*LR*)	59

Pengukuran risiko..., Yose Yamani, FE UI, 2010

DAFTAR GAMBAR

Gambar 1.1	Grafik Pergerakan Indeks Dow Jones Industrial Average	2
Gambar 1.2	Grafik Pergerakan Indeks Dow Jones Industrial Average	2
Gambar 1.3	Grafik Pergerakan Indeks Dow Jones Industrial Average	3
Gambar 1.4	Grafik Pergerakan Indeks FTSE 100	4
Gambar 1.5	Grafik Pergerakan Indeks Nikkei 225	4
Gambar 1.6	Grafik Pergerakan Indeks Harga Saham Gabungan Bursa Efek Indonesia	5
Gambar 1.7	Grafik Pergerakan harga emas dunia	5
Gambar 1.8	Diagram Tahap Penelitian	12
Gambar 2.1	*Value-at-Risk*	32
Gambar 2.2	Kerangka Pemikiran	40
Gambar 4.1	Grafik *VaR* Indeks Sektor Keuangan	50
Gambar 4.2	Grafik *VaR* Indeks Sektor Infrastruktur	51
Gambar 4.3	Grafik *VaR* Indeks Sektor Pertambangan	52
Gambar 4.4	Grafik *VaR* Indeks Sektor *Consumer*	53
Gambar 4.5	Grafik *VaR* Indeks Sektor *Miscellaneous Industry*	54
Gambar 4.6	Grafik *VaR* Indeks Sektor *Basic Industry*	55
Gambar 4.7	Grafik *VaR* Indeks Sektor Perdagangan	56
Gambar 4.8	Grafik *VaR* Indeks Sektor Properti	57
Gambar 4.9	Grafik *VaR* Indeks Sektor *Agriculture*	58
Gambar 4.10	Grafik *VaR* Indeks Sektoral secara keseluruhan	60

Pengukuran risiko..., Yose Yamani, FE UI, 2010

DAFTAR RUMUS

Rumus 2.1	Rumus risiko dalam bentuk varian	29
Rumus 2.2	Rumus probabilita kejadian *rate of return*	29
Rumus 2.3	Rumus *VaR* sederhana	33
Rumus 2.4	Rumus *VaR* untuk target probabilitas p^*	35
Rumus 2.5	Optimasi matematika untuk menghitung bobot aset atau portofolio	37
Rumus 3.1	Rumus perhitungan imbal hasil harian	44
Rumus 3.2	Rumus Standar Deviasi	45
Rumus 3.3	Rumus *VaR*	45
Rumus 3.4	Rumus *Likelihood Ratio*	46
Rumus 4.1	Rumus *Alpha Prime – Cornish Fisher Expansion*	49

Pengukuran risiko..., Yose Yamani, FE UI, 2010

DAFTAR LAMPIRAN

Lampiran 1	Data Indeks Harga Saham Sektoral, *Return*, Standar Deviasi dan *VaR*
Lampiran 2	Data Normalitas
Lampiran 3	Data Output Eviews

Pengukuran risiko..., Yose Yamani, FE UI, 2010

BAB 1

PENDAHULUAN

1.1 Latar Belakang Masalah

Kondisi perekonomian suatu negara sangat tergantung pada kondisi perekonomian di suatu wilayah atau bahkan di negara lain. Hal ini sangat mungkin terjadi sejak terwujudnya era perdagangan bebas antara suatu negara dengan negara lainnya. Membaik atau memburuknya kondisi perekonomian di suatu wilayah atau negara dapat segera berimbas pada wilayah atau negara di sekitarnya yang memiliki hubungan perdagangan yang intensif (Hirst dan Thompson, 1996).

Bank Indonesia (BI) dalam Kerangka Stabilitas Sistem Keuangan (SKK) tahun 2010 menyatakan bahwa beberapa bentuk yang dapat menjadi refleksi membaik atau memburuknya kondisi perekonomian suatu negara adalah pertumbuhan ekonomi agregat, *Balance of Payments* (BOP), indeks harga saham di bursa efek, stabilitas nilai tukar mata uang, tingkat suku bunga dan inflasi. Ketidakstabilan pada aspek-aspek diatas dapat menimbulkan dampak yang signifikan dan dapat membawa risiko tersendiri, terutama dalam kondisi apabila dunia sedang menghadapi resesi di hampir semua sektor ekonomi.

Berdasarkan Laporan Perekonomian Indonesia (LPI) 2008 yang dirilis oleh BI, dinamika perekonomian Indonesia 2008 mengalami tekanan yang cukup berat, terimbas oleh ketidakpastian pasar keuangan global yang meningkat, proses

Pengukuran risiko..., Yose Yamani, FE UI, 2010 Universitas Indonesia

perlambatan ekonomi dunia yang signifikan, dan perubahan harga komoditas global yang sangat drastis.

Kondisi eksternal yang semula kondusif memburuk secara drastis di paruh kedua tahun 2008 yang dipicu oleh krisis *subprime mortgage* di AS dan berujung pada krisis sektor keuangan dan anjloknya pertumbuhan ekonomi global.

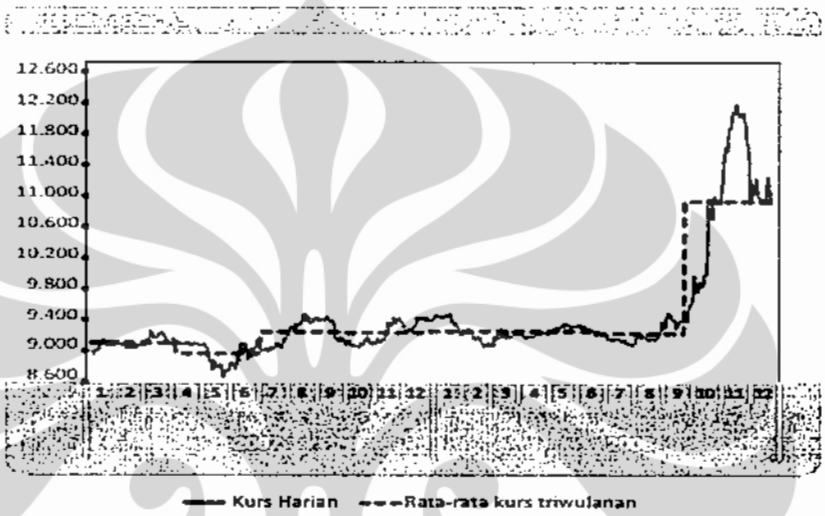

Gambar 1.1 Grafik rata-rata nilai tukar rupiah

Sumber: LPI 2008 BI



Gambar 1.2 Grafik cadangan devisa

Sumber: LPI 2008 BI

Pengukuran risiko..., Yose Yamani, FE UI, 2010

Di pasar keuangan, selisih risiko (*risk spread*) dari surat-surat berharga Indonesia mengalami peningkatan yang cukup signifikan yang mendorong arus modal keluar dari investasi asing di bursa saham, Surat Utang Negara (SUN), dan Sertifikat Bank Indonesia (SBI).

Data-data yang ditunjukkan dalam bentuk grafik berikut, menunjukkan bahwa kejatuhan bursa-bursa global dan wilayah secara signifikan, menjadi salah satu parameter sedang terjadinya gejolak dalam perekonomian.

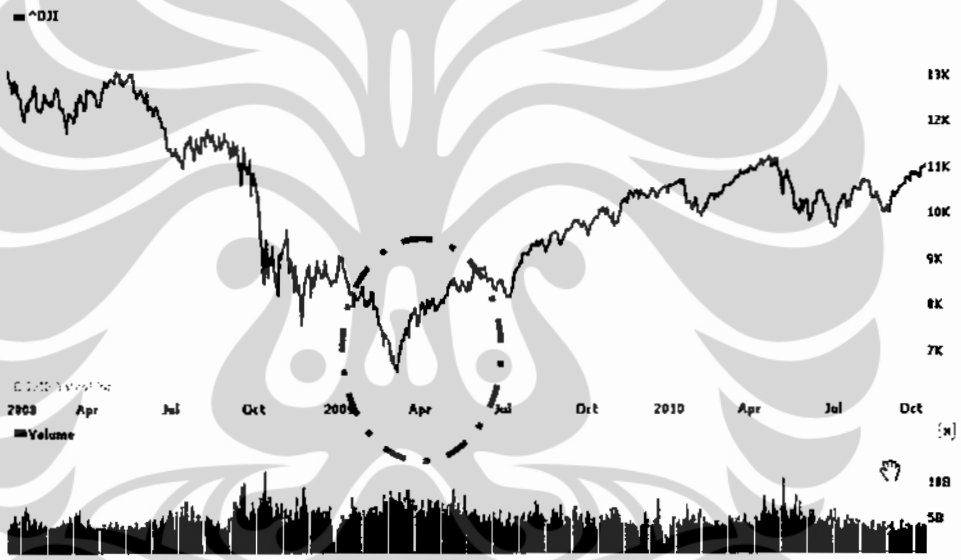

Gambar 1.3 Grafik pergerakan Indeks Dow Jones Industrial Average

Sumber: yahoo finance, 2010

Pengukuran risiko..., Yose Yamani, FE UI, 2010

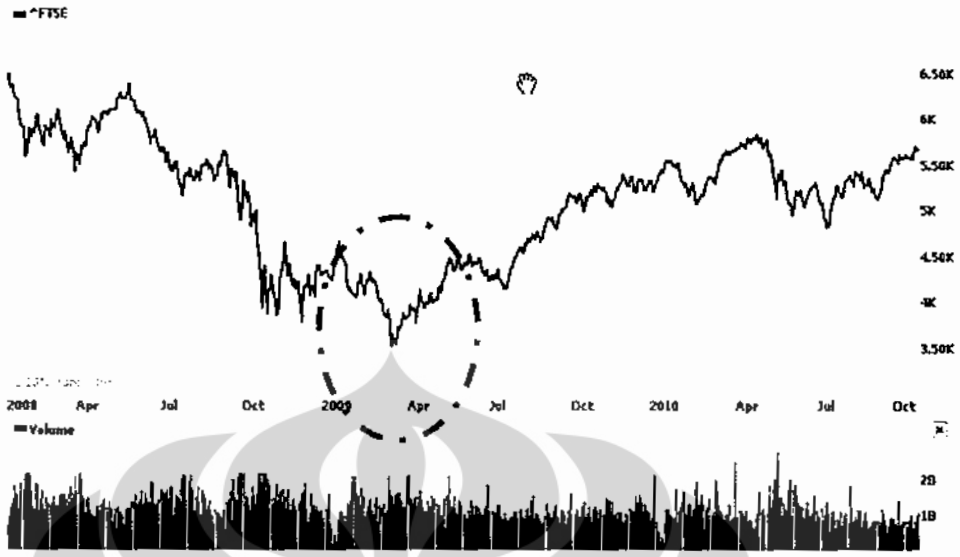

Gambar 1.4 Grafik pergerakan Indeks FTSE 100

Sumber: yahoo finance, 2010

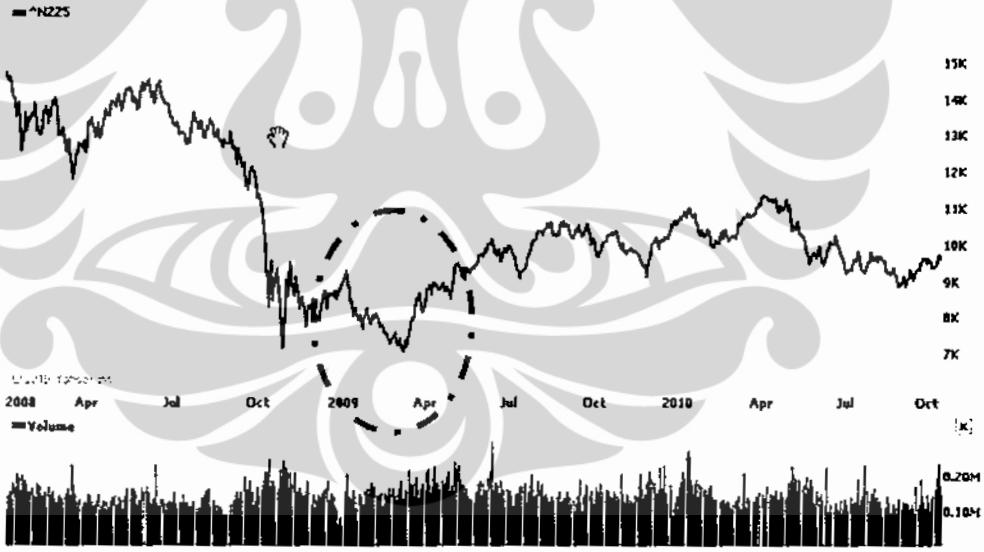

Gambar 1.5 Grafik pergerakan Indeks Nikkei 225

Sumber: yahoo finance, 2010

Pengukuran risiko..., Yose Yamani, FE UI, 2010

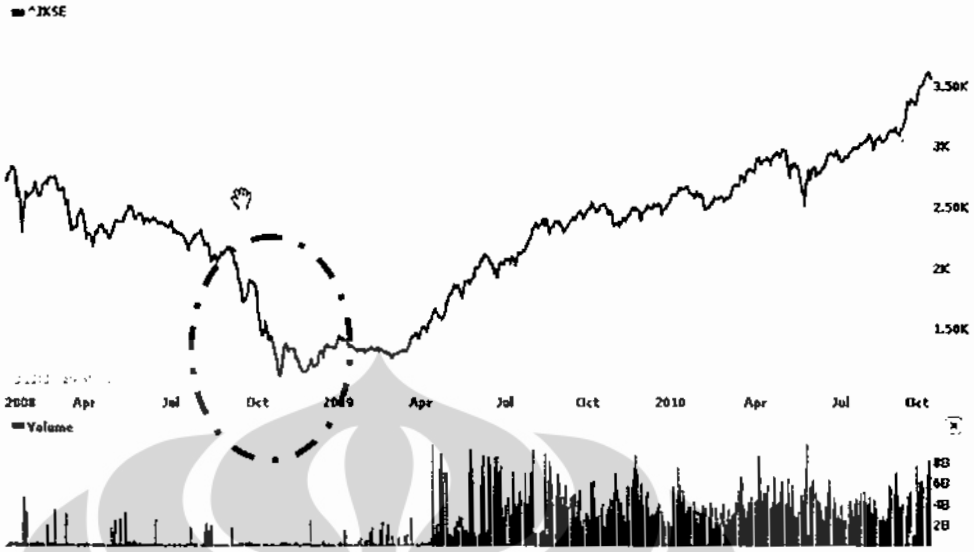

Gambar 1.6 Grafik pergerakan IHSG Bursa Efek Indonesia

Sumber: yahoo finance, 2010

Naiknya harga emas di pasar internasional juga dapat menjadi salah satu sinyal yang menunjukkan sedang terjadinya resesi, karena pada umumnya saat resesi, emas menjadi salah satu alat lindung nilai terbaik untuk menjaga nilai aset yang kita miliki.

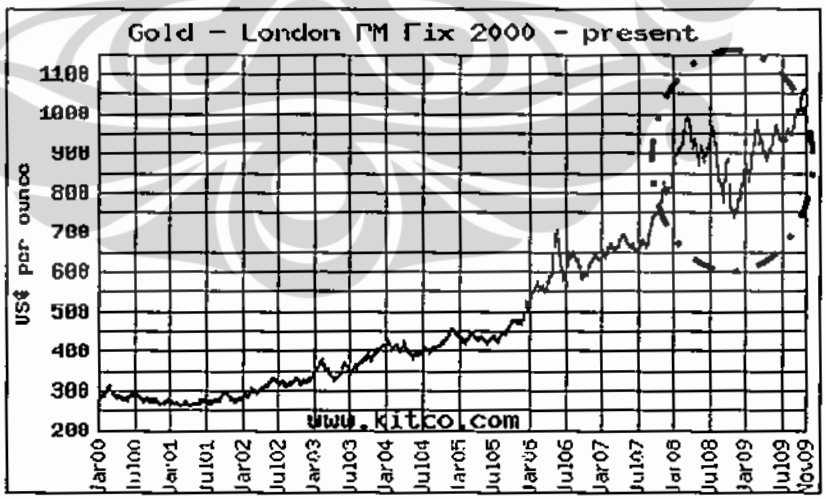

Gambar 1.7 Grafik pergerakan harga emas dunia

Sumber: www.kitco.com

Pengukuran risiko..., Yose Yamani, FE UI, 2010

Kondisi seperti resesi tidak saja berdampak kepada perekonomian secara nasional atau global, namun juga berdampak terhadap munculnya risiko baru atas investasi yang dilakukan yang memegang peranan penting dalam pengukuran *expected return* (Kane, 1997).

Menurut Jorion (2007), dalam aktivitas berinvestasi, investor biasanya berasumsi bahwa sebuah risiko dapat dikompensasi dengan melakukan pengelolaan risiko itu sendiri, yang pada gilirannya dapat menghasilkan imbal hasil yang lebih tinggi. Hal ini pada dasarnya berhubungan dengan bagaimana mengimbangi risiko dengan *expected return*.

Melalui karya akhir ini, penulis bermaksud untuk membahas salah satu cara untuk mengetahui risiko yang dapat terjadi pada suatu indeks harga saham.

Risiko menurut Rejda (2007) adalah ketidakpastian yang memungkinkan lahirnya peristiwa kerugian (*loss*). Sedangkan definisi risiko menurut Williams dan Suen (1989), risiko adalah hasil-hasil yang dapat terjadi selama periode tertentu. Risiko itu hampir pasti terdapat pada segala kegiatan yang dilakukan oleh manusia.

Dalam analisis portofolio, Markowitz (1952) adalah orang pertama yang memberikan definisi "risiko" yang jelas secara sistematis. Markowitz dalam penelitiannya tidak menggunakan kata "risiko", tapi mengatakan bahwa varians atau standar deviasi dalam imbal hasil portofolio adalah jumlah yang ingin diminimalisasi oleh investor, sementara investor akan memaksimalkan imbal hasil portofolio.

Pengukuran risiko..., Yose Yamani, FE UI, 2010

Sejalan dengan perkembangan bisnis dan ekonomi, yang senantiasa diiringi dengan risiko yang melekat pada aktivitas keduanya, para ahli semakin mencurahkan perhatian pada aspek risiko tersebut. Dalam industri perbankan, pada tahun 1988 Bank for International Settlements (BIS) Accord, bank diminta untuk mencadangkan persentase tertentu atas modalnya untuk menjaga aset-aset tertimbang menurut risikonya (Crouhy, Galai, dan Mark, 2001).

Metode-metode pengukuran risiko dalam investasi terus berevolusi sejalan dengan kompleksitas risiko yang juga berkembang, dan oleh karenanya semakin banyak diimplementasikan sebagai upaya memitigasi risiko yang bersangkutan (Alles, 1995).

Seorang individu atau suatu organisasi akan menggunakan cara yang berbeda dalam menentukan *risk appetite*-nya, mulai dari pengukuran kualitatif sederhana seperti menetapkan kategori risiko, sampai mengembangkan model kuantitatif yang kompleks seperti *economic capital model*. Perlakuan dan penggunaan metode atas risiko tertentu sangat bergantung pada hal yang menjadi tujuan bagi individu atau organisasi yang berkepentingan (KPMG, 2008).

Dalam karya akhir ini, yang akan menjadi fokus penulis adalah *downside risk*-nya atau risiko kerugian yang terjadi karena turunnya nilai suatu aset. Untuk dapat mengukur risiko ini, terdapat beberapa metode yang dapat digunakan.

Jorion (2007) menerangkan bahwa metode yang paling sering dan standar digunakan adalah metode pengukuran risiko yang menggunakan standar deviasi atau varian. Metode ini hanya dapat mengukur tingkat risiko dari suatu investasi dilihat dari simpangan/variasinya terhadap imbal hasil, dan tidak dapat mengukur

Pengukuran risiko..., Yose Yamani, FE UI, 2010

berapa nilai investasi yang berada dalam risiko dari jumlah total investasi dalam satuan moneter.

Lebih lanjut, Jorion (2007) menerangkan bahwa dalam perkembangannya, metode pengukuran risiko yang saat ini terus berkembang untuk menjawab pertanyaan berapakah kerugian maksimum dari suatu investasi, dalam suatu tingkat kepercayaan tertentu dan jangka waktu tertentu, dalam satuan moneter yang dapat diukur, adalah metode *Value-at-Risk* (*VaR*). *VaR* sendiri memiliki beberapa metode untuk menghitung *VaR* portofolio, diantaranya metode *Delta-Normal*, metode *Historical Simulation* dan metode *Monte Carlo*.

Pada kesempatan ini, penulis tertarik untuk melakukan penelitian tentang *VaR* dengan mengukur risiko indeks harga saham sektoral dari sembilan jenis industri yang ada pada Bursa Efek Indonesia (BEI) dengan menggunakan metode estimasi *VaR*.

Adapun Jorion dalam penelitiannya (1996) menyebutkan bahwa walaupun *VaR* dapat diukur dengan beberapa cara, namun jarang diperoleh hasil pengukuran yang pasti akan hasil terendahnya. *VaR* bersifat sensitif terhadap jangka waktu yang digunakan dalam perhitungannya, terlepas apakah menggunakan metode *Historical Simulation* atau *Delta Normal*. Metode yang digunakan untuk mengestimasi *VaR* dapat mempengaruhi tingkat akurasinya. Sebagai contoh, *Historical Simulation* menjadi salah apabila menggunakan data yang terlalu sedikit. Mengetahui masalah yang mendasari, kelemahan-kelemahan metode atau variasi sampling adalah hal yang penting.

Pengukuran risiko..., Yose Yamani, FE UI, 2010

Tren globalisasi pasar dan semakin terintegrasinya perdagangan dan perekonomian antar negara, serta dampaknya terhadap lembaga keuangan, inovasi keuangan, dan produk-produk derivatif dan komplektisitasnya, adalah risiko-risiko yang dapat diukur oleh *VaR*. Hal tersebut mendorong investor baik individu maupun institusi untuk memperhitungkan fluktuasi instrumen di pasar dalam pengukuran risiko investasinya, selain untuk senantiasa memperbaiki sistem pengukuran risiko, pengelolaan risiko, dan kontrol atas risiko itu sendiri.

Dalam implementasinya, metode *Delta-Normal* sangat sesuai untuk menghitung *VaR* portofolio yang memiliki posisi yang linear dan berdistribusi normal. Adapun metode *Historical Simulation* dan metode *Monte Carlo Simulation* tidak memiliki asumsi harus berdistribusi normal (Jorion, 2007).

Berdasarkan hasil penelitian, Sinha dan Cham'U (1998) menyebutkan bahwa estimasi *percentile* memiliki kemampuan statistik yang rendah dan oleh karenanya menjadi sulit dalam mengukur *VaR* secara akurat. Beberapa metode *VaR* akan lebih baik untuk diimplementasikan dalam rangka memperoleh ruang lingkup yang lebih luas yang dapat membantu untuk mengindentifikasi sumber-sumber risiko dalam suatu portofolio.

Sedangkan Engel dan Gizycki dalam penelitiannya (1999) menyebutkan bahwa diantara pengukuran kinerja yang ada, model *historical simulation* dan model *value-extreme* memiliki kinerja yang relatif baik (khususnya untuk percentile ke-99).

Dan Linsmeier dan Pearson dalam penelitiannya (1996) menjelaskan bahwa dari tiga metode yang dapat dipilih, pertanyaan pentingnya adalah: metode mana

Pengukuran risiko..., Yose Yamani, FE UI, 2010

yang terbaik dalam menghitung *VaR*? Tidak terdapat jawaban untuk itu. Metode-metode tersebut memiliki perbedaan dalam kemampuannya untuk mengidentifikasi risiko dalam produk *option* atau sejenisnya, kemudahan dalam implementasi, kemudahan dalam penjelasannya kepada manajemen senior, fleksibilitas dalam menganalisis efek perubahan dalam asumsi, serta keandalan dari hasil yang diperolehnya. Pilihan yang terbaik akan ditentukan oleh dimensi apakah yang paling penting menurut manajer risiko yang bersangkutan.

Oleh karena masing-masing metode *VaR* di atas memiliki fungsinya masing-masing, penulis bermaksud untuk mengukur risiko indeks harga saham sektoral dari sembilan jenis industri yang terdaftar di BEI dengan menggunakan *VaR*.

1.2 Perumusan Masalah

Berdasarkan latar belakang masalah di atas, penelitian ini akan mencakup:

1. Bagaimana perilaku *VaR*.
2. Bagaimana risiko indeks harga saham sektoral dari sembilan jenis industri pada BEI dengan menggunakan *VaR*.

1.3 Tujuan Penelitian

Tujuan penelitian ini adalah sebagai berikut:

1. Mengetahui perilaku *VaR*.
2. Mengukur risiko indeks harga saham sektoral dari sembilan jenis industri pada BEI dengan menggunakan *VaR*.

Pengukuran risiko..., Yose Yamani, FE UI, 2010

1.4 Metodologi Penelitian

1.4.1 Karakteristik Data

Penelitian ini menggunakan data sekunder yang berasal dari BEI selama periode Februari 2007 – Oktober 2010 dan publikasi media massa. Periode waktu yang diambil dipertimbangkan memiliki rentang waktu yang cukup panjang untuk mencerminkan fluktuasi pergerakan atau dinamika pasar atau perekonomian, dimana selain kondisi yang relatif stabil pada tahun 2007 dan sebelumnya, ternyata kuartal ke empat pada tahun 2008 terjadi krisis keuangan global yang dipicu oleh kasus *subprime mortgage* di Amerika Serikat, sehingga hal ini dapat lebih memperluas dan memperdalam hasil penelitian dan analisisnya.

Penelitian ini memerlukan data-data sebagai berikut:

1. Data indeks harga saham sektoral dari sembilan jenis industri yang terdaftar di Bursa Efek Indonesia yang secara berturut-turut selama periode Februari 2007 – Oktober 2010.
2. Imbal hasil dari masing-masing indeks sektoral.

Kedua jenis data di atas merupakan data berbentuk kontinyus, dimana data tersebut merupakan data yang memiliki kesinambungan proses dari awal hingga akhir. Populasi dari penelitian ini adalah indeks harga saham sektoral yang telah terdaftar di BEI minimal tiga tahun.

Pengukuran risiko..., Yose Yamani, FE UI, 2010

1.4.2 Tahap Penelitian

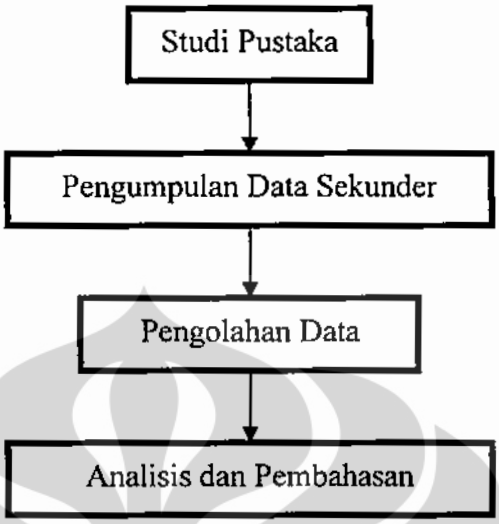

Gambar 1.8 Tahap Penelitian

Sumber: tahapan diolah

1.5 Sistematika Pembahasan

Sistematika pembahasan penelitiannya sendiri adalah sebagai berikut:

Bab 1 Pendahuluan

Bab 1 berisi tentang penjelasan latar belakang, perumusan masalah, tujuan penelitian serta tahapan penelitian yang akan dilakukan.

Bab 2 Konsep dan Teori

Penulis menguraikan dasar teori *VaR* berdasarkan metode *Delta-Normal*. Dalam bab ini penjelasan tentang konsep *VaR* akan lebih jelas dan menyeluruh sehingga dapat terlihat gambaran yang lebih jelas mengenai tujuan penelitian.

Pengukuran risiko..., Yose Yamani, FE UI, 2010

Bab 3 Metodologi Penelitian

Dalam uraiannya, metodologi penelitian akan berkaitan dengan penggunaan data, metode penghitungan nilai *VaR* dan rentang waktu pengambilan data serta rancangan analisis metode *Delta-Normal*.

Bab 4 Analisis dan Temuan

Bab ini lebih dalam menjelaskan tentang analisis dan temuan dari simulasi untuk mendapatkan nilai *VaR* dan beberapa temuan penelitian yang berguna untuk menarik kesimpulan.

Bab 5 Kesimpulan dan Saran

Berdasarkan hasil pengolahan data yang penulis lakukan, pada bab terakhir ini penulis akan mengemukakan kesimpulan dan beberapa saran yang dapat menjadi bahan untuk penelitian lebih lanjut.

Pengukuran risiko..., Yose Yamani, FE UI, 2010

BAB 2

KONSEP DAN TEORI

2.1 Keputusan Investasi dan Konsep Manajemen Investasi

Secara umum investasi dapat didefinisikan sebagai penundaan aktivitas konsumsi pada jangka waktu tertentu dengan tujuan untuk mendapatkan imbal hasil berdasarkan jangka waktu penundaan dengan tingkat biaya kesempatan yang dimiliki dengan satuan moneter tertentu. Pada umumnya investor mengambil keputusan untuk melakukan investasi pada aset yang menjanjikan imbal hasil yang lebih tinggi, dimana aset sejenis itu adalah umumnya aset yang berisiko tinggi.

Menurut Bodie et al., (2009), investasi adalah komitmen saat ini dari uang atau sumber daya lainnya dengan mengharapkan benefit di masa yang akan datang.

Kemudian menurut Jones (2007), investasi dapat didefinisikan sebagai komitmen atas dana terhadap satu atau lebih aset yang akan dipegang dalam beberapa waktu mendatang.

Dalam prakteknya, terdapat dua macam investasi yang dapat dilakukan oleh seorang investor, yaitu:

a. Investasi berwujud (*real asset*), yaitu investasi pada barang fisik seperti rumah, gedung, pabrik dan sebagainya.
b. Investasi tak berwujud (*financial asset*), yaitu investasi pada saham perusahaan, obligasi dan surat berharga lainnya

Pengukuran risiko..., Yose Yamani, FE UI, 2010

Selain dua pernyataan di atas, investasi menurut Gitman (2000) adalah suatu cara dimana dana dapat ditempatkan dengan ekspektasi bahwa dana tersebut dapat dipertahankan atau bertambah nilainya dan atau menghasilkan imbal hasil yang positif.

Dengan demikian konsep manajemen investasi adalah suatu kegiatan merencanakan, mengelola dan mengontrol investasi yang sesuai dengan preferensi atau tujuan dari investor. Dalam berinvestasi, seorang investor harus memahami dengan baik konsep *Risk and Return*, karena akan mempengaruhi keputusan investasi secara langsung.

Jones (2007) membagi proses pengambilan keputusan dalam investasi dalam dua bagian, antara lain:

1. Analisis Sekuritas

   Analisis sekuritas merupakan proses penilaian dan analisis pada setiap instrumen individual, misalnya nilai dari saham dan obligasi. Dalam hal ini yang mengalami proses penilaian adalah *expected return* dan risiko dari sekuritas.

2. Manajemen Portofolio

   Dalam manajemen portofolio, pembentukan portofolio berdasarkan sekuritas yang telah melalui proses analisis dan mengelola sekelompok aset tersebut sebagai suatu kesatuan portofolio. Penilaian portofolio akan mempengaruhi komposisi portofolio berikutnya. Perbaikan komposisi portofolio tergantung pada preferensi investor. Hal-hal yang mempengaruhi pertimbangan penyusunan komposisi portofolio antara

Pengukuran risiko..., Yose Yamani, FE UI, 2010

lain: biaya transaksi, tingkat risiko, pajak, dan hal lainnya yang berhubungan dengan jual beli aset.

2.2 Pasar Modal

Banyak sekali cara dan tempat untuk kita berinvestasi salah satunya adalah melalui pasar modal. Pasar modal adalah suatu pasar dimana berbagai instrumen keuangan jangka panjang diperjualbelikan seperti saham, obligasi dan berbagai produk-produk turunan lainnya seperti *option*.

2.2.1 Pengertian Pasar Modal

Berdasarkan UU Nomor 8 tahun 1995 pasal 1 butir 13 tentang pasar modal : "Pasar modal ialah kegiatan yang bersangkutan dengan penawaran umum dan perdagangan efek, perusahaan publik yang berkaitan dengan efek yang diterbitkannya, serta lembaga dan profesi yang berkaitan dengan efek."

Sedangkan bursa efek itu sendiri menurut UU Nomor 8 pasal 1 butir 4 tentang pasar modal adalah pihak yang menyelenggarakan dan menyediakan sistem dan atau sarana untuk mempertemukan penawaran jual dan beli efek, pihak-pihak lain dengan tujuan memperdagangkan efek di antara mereka.

Dari definisi-definisi di atas dapat diambil sebuah kesimpulan bahwa pasar modal bisa berupa pasar dalam pengertian abstrak yaitu perdagangan surat berharga tidak harus terjadi pada suatu tempat tertentu, sedangkan pengertian secara konkret pasar modal adalah bursa efek. Selain itu komoditi yang diperdagangkan adalah surat-surat berharga jangka panjang dan dalam segi operasionalnya bursa efek merupakan pasar yang sangat terorganisir dan

Pengukuran risiko..., Yose Yamani, FE UI, 2010

terstruktur dengan baik karena terdapat serangkaian peraturan yang mengikat pihak-pihak yang terkait di dalamnya.

Dalam kesehariannya pasar modal memiliki keunikan dan daya tarik tersendiri. Menurut Husnan (1998), pasar modal dapat menjadi alternatif penghimpunan dana selain lembaga keuangan dan para pemodal yang ingin berinvestasi mempunyai banyak pilihan yang sesuai dengan preferensi mereka. Sedang dari sisi yang membutuhkan dana atau perusahaan, pasar modal merupakan tempat alternatif dalam mencari pembiayaan yang lebih murah daripada melalui institusi perbankan.

2.2.2 Instrumen Pasar Modal

Badan Pengawas Pasar Modal (Bapepam) menyebutkan bahwa terdapat beberapa instrumen yang beredar di pasar modal. Instrumen-instrumen tersebut antara lain:

1. Saham biasa
2. Saham preferen
3. Obligasi
4. Obligasi konversi
5. Sertifikat right
6. Waran

2.3 Indeks Harga Saham

Indeks Harga Saham (IHS) adalah *benchmark* dari kinerja surat-surat berharga yang dicakup didalamnya, yang memberikan *user* suatu pandangan obyektif mengenai pengukuran besar dan kinerja pasar. Investor direkomendasikan untuk tidak hanya menggunakan parameter indeks saja didalam

Pengukuran risiko..., Yose Yamani, FE UI, 2010

menetapkan pilihan investasinya, namun juga harus mempertimbangkan kualitas kinerja dari surat berharga perusahaan yang akan dibeli (Martin Gold Asia, 2001).

Pada dasarnya kondisi pasar saham saat ini dengan mudah dapat dilihat dari indeks harga saham gabungan yang ada di bursa. Menurut Elton dan Gruber (2003) fungsi indeks adalah untuk mengukur kinerja atas berbagai jenis aset.

Secara umum, indeks berfungsi antara lain sebagai:

1. Indikator naik turunnya pasar efek.
2. Indikator tingkat keuntungan pelaku pasar.
3. Indikator kinerja suatu portofolio, dengan ini dapat membantu manajer investasi dalam menentukan strateginya.

2.3.1 Jenis-Jenis Indeks Harga Saham di Bursa Efek Indonesia

Menurut buku panduan Indeks Harga Saham di Bursa Efek Indonesia tahun 2010, terdapat sembilan jenis indeks harga saham yang dikeluarkan oleh Bursa Efek Indonesia. Dalam tulisan ini, penulis hanya akan menguraikan secara singkat beberapa indeks yang paling sering dijadikan tolok ukur kinerja bursa oleh pasar, yaitu:

1. Indeks Harga Saham Individual (IHSI)

   Indeks Harga Saham Individual menggambarkan suatu rangkaian informasi historis mengenai pergerakan harga saham, sampai tanggal tertentu. Biasanya pergerakan harga saham tersebut disajikan setiap hari, berdasarkan harga penutupan di bursa pada hari tersebut. Indeks Harga Saham Individual pertama kali diperkenalkan pada tanggal 15 April 1983

Pengukuran risiko..., Yose Yamani, FE UI, 2010

dan mulai dicantumkan dalam daftar nilai tukar efek harian sejak 18 April 1983.

Rumus penghitungan Indeks Harga Saham Individual adalah sebagai berikut :

$$\textit{Indeks Individual Saham} = \frac{\text{Harga Pasar Sekarang}}{\text{Harga Dasar}} \; x\ 100$$

2. Indeks Harga Saham Sektoral

Indeks Harga Saham Sektoral menggunakan sampel semua saham yang termasuk dalam masing-masing sektor. Semua saham yang tercatat di Bursa Efek Indonesia diklasifikasikan ke dalam sembilan sektor menurut klasifikasi industri yang telah ditetapkan Bursa Efek Indonesia, yang diberi nama JASICA (*Jakarta Stock Exchange Industry Classification*).

Ke sembilan sektor tersebut adalah sebagai berikut :

a. Sektor Primer (Ekstraktif)
   1. Pertanian (Sektor 1)
   2. Pertambangan (Sektor 2)
b. Sektor-sektor Sekunder (Industri Manufaktur)
   3. Industri Dasar dan Kimia (Sektor 3)
   4. Aneka Industri (Sektor 4)
   5. Industri Barang Konsumsi (Sektor 5)
c. Sektor-sektor tersier (Jasa)
   6. Properti dan Real Estate (Sektor 6)
   7. Transportasi dan Infrastruktur (Sektor 7)
   8. Keuangan (Sektor 8)

Pengukuran risiko..., Yose Yamani, FE UI, 2010

9. Perdagangan, jasa dan investasi (Sektor 9)

Selain sembilan sektor tersebut, Bursa Efek Indonesia juga menghitung indeks industri manufaktur (industri pengolahan) yang merupakan indeks gabungan dari saham-saham yang diklasifikasikan dalam sektor 3, 4, dan sektor 5.

3. Indeks LQ45

Indeks ini terdiri dari 45 saham yang telah terpilih setelah melalui beberapa kriteria pemilihan, sehingga akan terdiri dari saham-saham dengan likuiditas tinggi dan juga mempertimbangkan kapitalisasi pasar saham tersebut dan disesuaikan setiap enam bulan (setiap awal Februari dan awal Agustus).

Indeks LQ45 dihitung mundur hingga tanggal 13 Juli 1994 sebagai hari dasar, dengan nilai dasar 100.

4. Indeks Harga Saham Gabungan (IHSG)

Indeks Harga Saham Gabungan menggunakan sampel semua saham tercatat sebagai komponen indeks. IHSG pertama kali diperkenalkan tanggal 01 April 1983. Hari dasar perhitungan IHSG adalah tanggal 10 Agustus 1982 dengan jumlah saham tercatat pada waktu itu sebanyak 13 saham.

5. Jakarta Islamic Index (JII)

JII adalah indeks saham yang dibuat berdasarkan syariat Islam, yang terdiri dari 30 saham yang sesuai dengan syariat Islam. Pada awal peluncurannya, pemilihan saham yang masuk dalam kriteria syariah

Pengukuran risiko..., Yose Yamani, FE UI, 2010

melibatkan pihak Dewan Pengawas Syariah PT Danareksa Investment Management. Akan tetapi seiring perkembangan pasar, tugas pemilihan saham-saham tersebut dilakukan oleh Bapepam - LK, bekerja sama dengan Dewan Syariah Nasional. Hal ini tertuang dalam Peraturan Bapepam - LK Nomor II.K.1 tentang Kriteria dan Penerbitan Daftar Efek Syariah.

6. Indeks Kompas100

   Pada perayaan HUT PT Bursa Efek Jakarta ke-15 tanggal 13 Juli 2007 dan bertepatan dengan ulang tahun pasar modal ke-30, BEJ meluncurkan indeks Kompas100. Indeks ini diharapkan dapat memberi manfaat bagi pada investor, pengelola portofolio serta *fund manager* sehingga dapat digunakan sebagai acuan dalam menciptakan kreativitas (inovasi) pengelolaan dana yang berbasis saham. Proses pemilihan 100 saham yang masuk dalam penghitungan indeks Kompas100 ini mempertimbangkan faktor likuiditas, kapitalisasi pasar dan kinerja fundamental dari saham-saham tersebut.

7. Indeks BISNIS-27

   BEI bekerjasama dengan harian Bisnis Indonesia meluncurkan indeks yang diberi nama Indeks BISNIS-27. Sebagai pihak yang independen, harian Bisnis Indonesia dapat mengelola indeks ini secara lebih independen dan fleksibel, dimana pemilihan konstituen indeks berdasarkan kinerja emiten dengan kriteria seleksi secara fundamental, historikal data transaksi (teknikal) dan akuntabilitas. BEI dan harian Bisnis Indonesia

Pengukuran risiko..., Yose Yamani, FE UI, 2010

secara rutin akan mengkaji dan melakukan penggantian saham yang masuk perhitungan indeks BISNIS-27 dalam waktu enam bulan sekali, yaitu setiap awal bulan Mei dan November.

Indeks ini diluncurkan pada 27 Januari 2009, akan tetapi untuk mendapatkan data historikal, hari dasar yang dipergunakan untuk perhitungan indeks adalah tanggal 28 Desember 2004 dengan nilai indeks adalah 100.

8. Indeks PEFINDO25

BEI bekerjasama dengan lembaga pemeringkat PEFINDO meluncurkan indeks yang diberi nama Indeks PEFINDO25. Indeks ini dimaksudkan untuk memberikan tambahan pedoman investasi bagi pemodal yaitu dengan membuat suatu *benchmark* indeks baru yang secara khusus membuat kinerja saham emiten kecil dan menengah (SME) melalui kriteria dan metodologi yang konsisten.

Indeks ini secara rutin akan dikaji dan dilakukan penggantian saham yang masuk perhitungan indeks PEFINDO25 dalam waktu enam bulan sekali, yaitu setiap awal bulan Februari dan Agustus.

Indeks ini diluncurkan pada 18 Mei 2009, akan tetapi untuk mendapatkan data historikal, hari dasar yang dipergunakan untuk perhitungan indeks adalah tanggal 29 Desember 2005 dengan nilai indeks adalah 100.

Pengukuran risiko..., Yose Yamani, FE UI, 2010

9. Indeks SRI-KEHATI

BEI bekerjasama dengan Yayasan Keanekaragaman Hayati Indonesia (Yayasan KEHATI) meluncurkan indeks yang diberi nama Indeks SRI-KEHATI. SRI adalah kependekan dari *Sustainable and Responsible Investment*. Indeks ini dimaksudkan untuk memberikan tambahan pedoman investasi bagi pemodal yaitu dengan membuat suatu *benchmark* indeks baru yang secara khusus membuat kinerja yang sangat baik dalam mendorong usaha-usaha berkelanjutan, serta memiliki kesadaran terhadap lingkungan hidup, sosial dan tata kelola perusahaan yang baik. Indeks ini berisi 25 saham yang dipilih dengan kriteria tertentu.

Indeks ini secara rutin akan dikaji dan dilakukan penggantian saham yang masuk perhitungan indeks SRI-KEHATI dalam waktu enam bulan sekali, yaitu setiap awal bulan Mei dan November.

Indeks ini diluncurkan pada 8 Juni 2009, akan tetapi untuk mendapatkan data historikal, hari dasar yang dipergunakan untuk perhitungan indeks adalah tanggal 28 Desember 2006 dengan nilai indeks adalah 100.

2.4 Risiko

Risiko dapat didefinisikan sebagai volatilitas atau ketidakpastian dari hasil yang tidak terduga dari nilai sebuah aset. Ketidakpastian inilah yang menjadi dasar adanya risiko dalam investasi. Semua keputusan investasi berkaitan dengan masa datang atau dengan kata lain investasi merupakan pengalokasian sumber daya dengan cara rasional untuk memperoleh hasil di masa datang. Oleh karena

Pengukuran risiko..., Yose Yamani, FE UI, 2010

hasil di masa datang dipengaruhi oleh ketidakpastian, maka investasi akan selalu mengandung risiko. Dalam investasi, risiko tidak dapat dipisahkan dengan imbal hasil atau *expected return. Expected return* yang tinggi selalu memiliki risiko yang tinggi pula, demikian pula sebaliknya.

Jorion (2007) mendefinisikan risiko sebagai volatilitas dari *unexpected outcomes,* umumnya adalah nilai aset atau beban bunga.

Sedang Jones (2004) mendefinisikan risiko sebagai suatu kejadian dimana imbal hasil yang sebenarnya dari suatu investasi berbeda dari imbal hasil yang diharapkan.

Berdasarkan kedua definisi di atas, maka risiko dalam portofolio dapat diartikan sebagai perbedaan antara *actual return* dengan *expected return* yang disebabkan oleh perubahan pada variabel-variabel yang mempengaruhi instrumen keuangan.

Terdapat dua macam risiko yang dihadapi oleh investor, yaitu :

1. *Unsystematic Risk*

   Risiko yang terjadi karena faktor-faktor internal perusahaan.

2. *Systematic Risk*

   Risiko yang dapat terjadi karena perubahan yang terjadi di pasar.

Cooray (2003) menyatakan bahwa risiko tidak sistematis berhubungan langsung dengan emiten yang sahamnya diperdagangkan di bursa melalui pencapaian yang diperoleh perusahaan terkait. Jika manajemen perusahaan berhasil meningkatkan produksi, atau keuntungan dan kinerja perusahaan, maka

Pengukuran risiko..., Yose Yamani, FE UI, 2010

nilai saham perusahaan itu akan diminati oleh investor, sehingga harganya akan meningkat.

Cooray (2003) juga menyatakan bahwa risiko sistematis disebut juga risiko pasar karena risiko ini disebabkan oleh faktor-faktor umum yang terjadi di pasar. Faktor-faktor tersebut dapat berupa faktor fundamental ekonomi, misalnya kondisi perekonomian seperti GDP, nilai tukar rupiah terhadap mata uang asing, tingkat suku bunga, inflasi, pengangguran, dan kebijakan pemerintah. Risiko sistematis ini mempengaruhi berbagai macam aset dengan berbagai macam cara. Apabila kondisi perekonomian suatu negara menghadapi kondisi yang buruk, dapat diprediksi kondisi tersebut akan sangat berisiko bagi nilai suatu saham.

Dengan demikian, dikarenakan risiko sistematis atau risiko pasar dapat mempengaruhi berbagai jenis aset, walaupun telah dilakukan diversifikasi aset, maka risiko pasar dapat digolongkan sebagai suatu risiko yang lebih menonjol dibandingkan risiko tidak sistematis (Cooray, 2003).

Walaupun hal-hal di atas relevan dengan stabilitas pasar, namun globalisasi pasar keuangan dan instrumen-instrumen derivatif yang ber-*leverage* tinggi telah menyebabkan risiko pasar menjadi lebih tinggi, yang akhirnya menyebabkan investor dan pemerintah terus memperhatikan hal ini. Perhatian mereka inilah yang mendorong penetapan regulasi dan standar yang dapat diterima secara global, dan metodologi untuk mengukur, mengawasi, dan melaporkan risiko pasar.

Menurut Jorion (2007), risiko pasar juga berkaitan dengan perubahan-perubahan yang terjadi di pasar yang akan mempengaruhi harga saham. Jika risiko

Pengukuran risiko..., Yose Yamani, FE UI, 2010

ini ditangani dengan manajemen portofolio yang tepat, maka instrumen keuangan yang baru secara pasti akan dapat meminimalkan risiko bagi investor tersebut dan meningkatkan probabilitas keuntungannya, serta mengukuhkan posisi investor tersebut dalam pasar.

2.5 Manajemen Risiko

Dalam praktek berinvestasi, semua jenis investasi mengandung unsur ketidakpastian. Ketidakpastian inilah yang menjadi dasar adanya risiko dalam investasi. Semua keputusan investasi berkaitan dengan masa yang akan datang merupakan cara bagaimana mengalokasikan sumber daya dengan cara rasional untuk memperoleh hasil dimasa datang. Oleh karena hasil dari investasi sangat dipengaruhi oleh ketidakpastian, untuk itu dalam berinvestasi akan selalu ada risiko yang mengiringinya. Dalam investasi, risiko tidak dapat dipisahkan dengan *return* atau *expected return*. *Expected return* yang tinggi selalu memiliki risiko yang tinggi pula, demikian pula sebaliknya (Jorion, 2007).

Ketidakpastian merupakan sesuatu yang tidak dapat dihindari dalam pasar modal. Dan hubungannya dengan investasi saham, Elton dan Gruber (2003) menyatakan bahwa keberadaan risiko adalah pada saat investor tidak dapat lagi berhubungan dengan angka tunggal atau pembayaran investasi dalam suatu aset. Pembayaran harus dapat dideskripsikan dengan sejumlah hasil dan setiap terjadinya probabilita yang menyertainya, yang disebut fungsi frekuensi atau distribusi imbal hasil.

Pengukuran risiko..., Yose Yamani, FE UI, 2010

Sedang menurut Jones (2007), risiko didefinisikan sebagai suatu kejadian dimana hasil yang sebenarnya dari suatu investasi berbeda dengan hasil yang diharapkan.

Dari uraian di atas, para ahli menyimpulkan bahwa risiko adalah kemungkinan dari investasi yang dilakukan oleh seorang investor mengalami kegagalan dalam memenuhi tingkat pengembalian yang investor harapkan.

Berdasarkan definisi-definisi tersebut dapat disimpulkan bahwa seorang investor tidak tahu dengan pasti hasil yang akan diperolehnya dari investasi yang dilakukannya. Dalam keadaan semacam inilah dapat dikatakan investor menghadapi risiko. Yang dapat dilakukan investor adalah memperkirakan berapa keuntungan yang diharapkan dan seberapa jauh kemungkinan hasil yang sebenarnya nanti akan menyimpang. Penyebaran nilai dari tingkat hasil yang diharapkan atau *expected return* inilah yang disebut sebagai risiko.

Dari sudut pandang sebuah perusahaan dalam melakukan aktivitas usahanya, juga menghadapi beberapa macam risiko. Seperti tersebut sebagai berikut:

a. Risiko Bisnis (*Business Risk*)

   Risiko yang datang dari bisnis yang dijalankan oleh perusahaan. Risiko ini biasanya berhubungan dengan produk dan kegiatan perusahaan. Jika perusahaan jeli, maka jenis risiko ini dapat memberikan dampak kepada perusahaan sebagai *competitive advantage* yang dapat menambah nilai perusahaan, sehingga akan meningkatkan kesejahteraan para pemegang saham.

Pengukuran risiko..., Yose Yamani, FE UI, 2010

b. Risiko Strategi (*Strategic Risk*)

Risiko yang diakibatkan adanya perubahan yang mendasar pada industri, perokonomian ataupun dalam lingkungan politik, misalnya adanya kebijakan dari pemerintah untuk impor, melakukan substitusi impor atau menggunakan *fixed exchange rate* sehingga membuat perusahaan harus menyesuaikan atau meratifikasi strategi yang sudah ada.

c. Risiko Keuangan (*Financial Risk*)

Risiko keuangan berhubungan dengan adanya volatilitas yang terjadi di pasar uang. Risiko ini timbul karena perubahan pada variabel-variabel keuangan, misalnya tingkat suku bunga dan nilai tukar valuta asing.

Dalam manajemen portofolio, *financial risk* merupakan salah satu risiko yang menjadi prioritas pertimbangan dalam melakukan proses pengambilan keputusan karena akan berpengaruh langsung terhadap laporan keuangan.

Setiap perusahaan ataupun investor harus dapat mengatasi dan membuat keputusan dalam menghadapi setiap risiko tersebut di atas. Perusahaan harus dapat menghadapi keputusan risiko yang dipilih serta memilih menghindari risiko terburuk.

2.5.1 Metodologi Perhitungan Risiko

Banyak metode yang dapat digunakan untuk mengekspresikan besarnya risiko, meskipun tidak ada metode yang standar atau pasti tetapi sebagian besar risiko diekspresikan dalam bentuk probabilistik atau dalam bentuk varian (standar deviasi). Varian atau standar deviasi mengukur sejauh mana *expected return* menyimpang dari *actual return*.

Pengukuran risiko..., Yose Yamani, FE UI, 2010

Jorion (2007) menjelaskan bahwa risiko yang dinyatakan dalam bentuk varian dirumuskan sebagai berikut:

$$\sigma_i^2 = \sum_{j=1}^{n} \mathrm{Prob}_{ij}\left(R_{ij} - E(R_i)\right)^2 \quad j = 1,2,3,\ldots,n \qquad \textbf{Rumus 2.1}$$

Dimana:

σ_i^2 = varians imbal hasil saham *i*
E(Ri) = average imbal hasil saham *i*
R_{ij} = *actual rate of return* saham *i*
$Prob_{ij}$ = *probability outcome*

Jorion (2007) juga menambahkan apabila probabilitas kejadian *rate of return* sama, perhitungannya dapat dirumuskan sebagai berikut:

$$\sigma_i^2 = \sum_{j=1}^{n} \frac{\left(R_{ij} - E(R_i)\right)^2}{N} \qquad j = 1,2,3,\ldots,n \qquad \textbf{Rumus 2.2}$$

Dimana:

σ_i^2 = varians imbal hasil saham *i*
E(Ri) = average imbal hasil saham *i*
R_{ij} = *actual rate of return* saham *i*
N = jumlah periode pengamatan

Dalam beberapa kasus, varians mungkin bukanlah metode terbaik untuk mengukur risiko suatu aset atau portofolio. Terdapat metode pengukuran risiko lain yang lebih mudah untuk diinterpretasikan dan lebih mudah untuk dijelaskan. Salah satu alternatif pengukuran risiko yang banyak digunakan adalah *VaR*. Metode ini dapat menangkap kerugian sebenarnya yang akan muncul jika imbal hasil berada di bawah probabilitas distribusi yang telah ditentukan.

Pengukuran risiko..., Yose Yamani, FE UI, 2010

2.6 *Value-at-Risk (VaR)*

Inspirasi dasar dari metodologi *VaR* berasal dari karakteristik dari data-data keuangan. Fakta empirik mengenai pasar keuangan sudah sangat umum, sejak telah diteliti oleh Mandelbrot (1963) dan Fama (1965) yang dikutip dalam jurnal Manganelli dan Engle (2001). Hasil penelitian mereka dapat disimpulkan sebagai berikut:

1. Distribusi imbal hasil keuangan sifatnya *leptokurtotic*, yaitu memiliki *tail* yang lebih berat dan *peak* yang lebih tinggi daripada distribusi normal;
2. Imbal hasil dari modal biasanya memiliki kecondongan negatif;
3. *Squared return* memiliki autokorelasi yang signifikan. Hal ini merupakan karakteristik yang sangat penting dari imbal hasil keuangan, karena sejak itu para peneliti menganggap volatilitas pasar *quasi-stable*, yaitu berubah dalam jangka panjang, tapi stabil dalam jangka pendek. Sebagian besar model *VaR* menggunakan *quasi-stability* pasar untuk menghitung risiko pasar.

VaR pertama kali digunakan oleh perusahaan keuangan ternama pada akhir tahun 1980 untuk mengukur risiko portofolio transaksi mereka. Semenjak itu, penggunaan *VaR* berkembang dengan sangat cepat.

Jorion dalam penelitiannya (1996) menyebutkan bahwa *Value at risk* (*VaR*) menjadi bertambah penting sebagai pengukur nilai *expected periodic loss* dalam interval tingkat keyakinan tertentu. Selain dari benefitnya, *VaR* berfungsi untuk mengestimasi risiko. Dan karena *VaR* bersifat rentan terhadap proses estimasi

Pengukuran risiko..., Yose Yamani, FE UI, 2010

risiko, *VaR* seharusnya dilaporkan dengan interval tingkat keyakinan daripada suatu angka tunggal.

Dalam bentuk saat ini, *VaR* linear secara proporsional untuk memperkirakan *volatility* berdasarkan data harga masa lalu. Secara implisit, *VaR* diasumsikan harus independen terhadap harga ekstrem *intraday* (*market leverage*). Asumsi ini dapat menjadi kekurangan yang fatal sejak posisi pasar yang ber-*leverage* tidak kebal terhadap risiko ekstrem yang mungkin terjadi pada penetapan harga harian.

Walaupun demikian, pengukuran risiko yang konvensional tidak akan menangkap risiko yang sesungguhnya dapat terjadi pada posisi pasar yang ber-*leverage* karena data penutupan mengabaikan risiko pasar yang mungkin terjadi karena adanya harga ekstrem dalam perdagangan harian.

Saat ini *VaR* secara luas telah menjadi alat pengukuran risiko. *VaR* dapat menjawab pertanyaan "Seberapa besar kerugian investor dapat terjadi dengan probabilitas *X*% selama waktu yang telah ditentukan". Lebih tepatnya lagi, *VaR* adalah jumlah *V* (dalam satuan uang), dimana probabilitas kerugian lebih dari *V* pada interval waktu yang akan datang selama *T* hari. *VaR* mengukur jumlah risiko dalam satuan uang. Kemudian investor dapat memutuskan tingkat risiko yang dapat mereka terima.

2.6.1 Definisi *Value-at-Risk*

Menurut Jorion (2009), *VaR* adalah pengukuran statistik untuk risiko portofolio total, berdasarkan posisi terkini, yang mempertimbangkan diversifikasi portofolio dan *leverage*.

Pengukuran risiko..., Yose Yamani, FE UI, 2010

Kemudian Penza dan Banzai (2001) menyatakan bahwa dengan probabilita *w* persen dan suatu periode *holding t* hari, *VaR* suatu entitas adalah kerugian yang diperkirakan akan dilampaui hanya oleh probabilita *x* persen dan periode *holding t-hari*.

Sedangkan Ruppert (2004) mendefinisikan *VaR* sebagai batas risiko pasar yang dapat diperkirakan sedemikian sehingga kerugian selama horizon waktu tertentu lebih kecil dari batas kerugian tersebut, dengan kejadian sebesar tingkat kepercayaan (*confidence level*) tertentu.

Secara umum, Jorion (2007) mendefinisikan *VaR* sebagai kerugian maksimum yang diperkirakan terjadi (diukur dalam satuan uang) dalam nilai suatu aset (atau portofolio) dalam periode waktu yang diberikan dan tingkat keyakinan yang ditetapkan (atau dengan tingkat probabilitas yang diberikan), dalam kondisi perdagangan yang normal.

Jorion (2007) memberikan contoh sebuah distribusi normal dapat ditunjukkan oleh dua parameter, yaitu rata-rata dan standar deviasi. Jika diasumsikan nilai pasar saat ini, p , dan nilai pasar waktu yang akan datang, P^{*}, berdistribusi normal, maka yang harus dilakukan untuk mengukur *VaR* adalah mengukur nilai rata-rata μ_p. dan standar deviasi σ_p. dari distribusi tersebut.

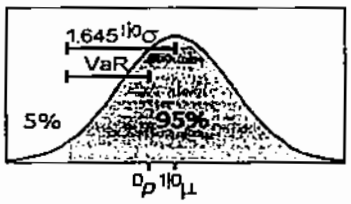

Gambar 2.1 ***Value-at-Risk***

Sumber: http://riskglossary.com

Pengukuran risiko..., Yose Yamani, FE UI, 2010

Misalnya, seorang manajer investasi memiliki portofolio yang berdistribusi normal dengan tingkat *confidence interval* 95% untuk *VaR* 1-hari. Formula di bawah dibuat berdasarkan *tail* 5% pada distribusi normal selalu menghasilkan standar deviasi 1,645 di bawah rata-ratanya. Maka *VaR* dapat dihitung dengan:

$$1{,}645 \cdot \sigma_p. \qquad \textbf{Rumus 2.3}$$

Jorion (2007) juga menyatakan bahwa *VaR* memiliki dua parameter penting, yaitu interval waktu, Δt, dan target probabilitas, p^*. Kedua parameter utama inilah yang harus dipilih kelayakannya untuk mencapai tujuan pengukuran risiko. Parameter ini dapat berubah tergantung pada toleransi manajer risiko terhadap kerugian, aset yang risikonya sedang diteliti, atau kontribusi divisi bisnis terhadap operasi keseluruhan perusahaan. Artinya, semakin tinggi target probabilitasnya atau semakin kompleks aset itu, maka makin banyak kategori aset dan sumber risiko pasar yang harus diperhitungkan, maka perhitungannya akan semakin sulit.

Terdapat tiga aspek yang perlu diketahui dalam menilai *VaR* sebuah aset (Jorion, 2007), yaitu:

1. Nilai awal aset;
2. Nilai aset selama interval waktu (*holding period)*;
3. Target probabilitas *(confidence interval)* sangat penting dalam perhitungan *VaR*. Artinya, semakin tinggi *confidence interval*, maka *VaR* aset akan semakin besar. Dengan mencoba variasi dari *confidence interval*, maka dapat dicari risiko keseluruhan, artinya hasil dari distribusi secara keseluruhan dapat terlihat.

Pengukuran risiko..., Yose Yamani, FE UI, 2010

Adapun *Confidence level*, biasanya berkisar antara 95% sampai 99.99%. Jadi, *VaR* dapat diinterpretasikan sebagai hasil terburuk suatu aset yang akan terjadi sekali selama *holding period.*

2.6.2 Metodologi *Value-at-Risk*

Terdapat beberapa metode yang berbeda untuk menghitung *VaR*, yang dapat dibedakan oleh asumsi utama mereka, probabilitas untuk faktor risiko, dan metode penilaian (Jorion, 2007).

Beberapa metode *VaR* (Jorion, 2007), antara lain:

1. metode *Delta-Normal;*
2. metode *Historical Simulation;*
3. metode *Monte Carlo Simulation.*

2.6.2.1 Metode *Delta-Normal*

Metode *Delta-Normal* merupakan metode yang terbaik untuk menghitung *VaR* untuk aset yang memiliki posisi yang linear dan berdistribusi normal. Metode *Delta-Normal* tidak dapat langsung diaplikasikan untuk aset yang memiliki posisi yang tidak linear dan berdistribusi tidak normal. Dalam kasus-kasus seperti itu, *VaR* suatu aset perlu dihitung dengan metode *Monte Carlo Simulation.*

Dalam penelitian ini, faktor risiko adalah indeks harga saham sektoral. Imbal hasil indeks harga saham sektoral saat ini akan ditunjukkan dengan p dan telah diketahui. Nilai indeks harga saham di masa yang akan datang ditunjukkan dengan P dan nilainya tidak diketahui serta merupakan variabel random, oleh karenanya membutuhkan estimasi distribusi P untuk mengkalkulasikan *VaR*. Karena asumsi metode *Delta-Normal* adalah distribusi normal, maka asumsikan

Pengukuran risiko..., Yose Yamani, FE UI, 2010

bahwa P memiliki distribusi normal, sehingga permasalahan akan berkurang dari memperkirakan seluruh distribusi menjadi hanya memperkirakan parameter yang dibutuhkan untuk menggambarkan distribusi tersebut, yaitu μ_p dan σ_p. R adalah vektor dimensi-N yang mengandung nilai-nilai faktor risiko. Berdasarkan data historis, dapat diketahui distribusi R.

Karena P merupakan distribusi normal, maka *VaR* untuk target probabilitas p^* dihitung dengan:

$$VaR(p^*) = Z_{1-p^*}.\sigma_p + (p - \mu_p)$$ **Rumus 2.4**

Dengan Z_{1-p^*} sama dengan 1,645 untuk probabilitas 95%. Contoh lain probabilitas yang biasa dipakai adalah 90%, 97.5%, dan 99%. Dengan interval waktu yang pendek, misalnya 1 hari, maka asumsi ramalan imbal hasil indeks sama dengan imbal hasil saat ini sangat rasional. Dalam kasus ini, *VaR* dihitung dengan:

$$VaR(p^*) = Z_{1-p^*}.\sigma_p$$

Kelebihan dan kelemahan metode ini berada pada konsekuensi asumsi yang menjadi dasarnya. Asumsi distribusi normal dalam imbal hasil indeks dan asumsi hubungan linear (*Variance-covariance/delta-normal)* antara faktor risiko (atau variabel independen) dan nilai indeksnya.

Metode *Delta-Normal* lebih mudah untuk diterapkan karena hanya melibatkan perkalian matriks sederhana. Metode ini juga dapat dihitung dengan cepat, bahkan untuk aset dalam jumlah yang besar. Portofolio yang merupakan kombinasi dari faktor-faktor risiko yang berdistribusi normal akan menghasilkan

Pengukuran risiko..., Yose Yamani, FE UI, 2010

portofolio yang berdisribusi normal juga. Metode ini hanya memerlukan nilai pasar dan eksposur posisi saat ini, dikombinasikan dengan data risiko. Selain itu, metode ini menyediakan pengukuran risiko yang cukup. Karena metode ini merupakan metode parametrik, *VaR* menghasilkan analisis yang dapat dengan mudah diterima, karena metode ini menghitung faktor-faktor risiko yang penting sebagai inputnya.

Kelebihan menggunakan asumsi kedua hipotesa di atas untuk memperkirakan *VaR* dapat disimpulkan menjadi dua:

1. Memberikan dasar perhitungan *VaR* itu sendiri, membuat metode ini sangat mudah dipahami untuk semua orang yang terlibat dalam pengelolaan risiko;
2. Kecepatan dalam menghitung *VaR*, yang menjadi sebuah hal yang penting dalam prakteknya.

Karena metode ini memiliki asumsi distribusi normal, maka metode ini cenderung mengesampingkan keberadaan *outlier*. Kelemahan lain adalah metode ini tidak dapat menyediakan perhitungan risiko yang mencukupi untuk instrumen yang non-linear, seperti *option*. Asimetri dalam distribusi *option* tidak dapat ditangkap oleh metode ini.

Kelemahan utama metode ini yaitu:

1. Estimasi *VaR* menggunakan pendekatan *Delta-Normal* menghasilkan *overestimates* untuk tingkat probabilitas yang kecil dan *VaR* menjadi *underestimates* untuk tingkat probabilitas yang besar. Kelemahan ini timbul dari asumsi normalitas dalam imbal hasil indeksnya;

Pengukuran risiko..., Yose Yamani, FE UI, 2010

2. Asumsi linearitas dalam *Delta-Normal* membuat metode ini hanya dapat diaplikasikan pada aset yang linear. Hal ini menyebabkan ruang gerak metode ini menjadi terbatas, karena semakin banyaknya aset-aset yang berbentuk non-linear, misalnya *option*.

2.6.2.2 Metode *Historical Simulation*

Metode *historical simulation* merupakan metode yang populer untuk mengestimasi nilai *VaR*. Metode ini menggunakan data masa lalu dalam cara langsung sebagai pedoman untuk memperkirakan apa yang akan terjadi di masa yang akan datang. Oleh karena itu, yang harus dilakukan adalah memberikan bobot terhadap data imbal hasil aset masa lalu, misalnya 20 hari atau 100 hari yang lalu. Bobot aset atau portofolio saat ini dihitung menggunakan fungsi optimasi matematik.

$$R_p = \sum_{i=1}^{N} h_i R_i = h^{-\prime} \overset{\rho}{R} \qquad \textbf{Rumus 2.5}$$

Dengan rumus di atas, maka distribusi imbal hasil suatu aset atau portofolio akan didapatkan. Imbal hasil tersebut kemudian akan diatur berdasarkan probabilitas target distribusi yang bersangkutan.

Dua hal yang perlu diperhatikan dalam metode ini yaitu:

1. Tingkat reliabilitas metode ini akan menurun seiring dengan peningkatan tingkat *confidence* yang digunakan;
2. Hubungan reliabilitas tersebut dengan banyaknya periode data yang digunakan.

Metode *Historical Simulation* merupakan metode yang relatif mudah untuk diterapkan jika data masa lalu tersedia untuk menghitung *VaR*. Metode ini tidak

Pengukuran risiko..., Yose Yamani, FE UI, 2010

memiliki asumsi bahwa distribusi aset harus berdistribusi normal, sehingga distribusi *nonlinearitas* dan *nonnormal* diambil berdasarkan harga yang sebenarnya. Metode ini tidak memiliki asumsi tentang struktur pasar maupun asumsi-asumsi spesifik mengenai model penilaian. Metode ini dapat diaplikasikan untuk semua jenis instrumen, baik linear maupun non linear.

Metode ini merupakan metode non-parametrik, yang tidak bergantung pada asumsi mengenai distribusi probabilitas aset yang bersangkutan. Oleh karena itu metode ini dapat menangkap *fat tails* (dan karakteristik non-normal lainnya), sehingga perkiraan volatilitas dan korelasi tidak dibutuhkan lagi. Selain itu, metode ini juga dapat dipakai untuk menghindari pemodelan risiko. Metode ini merupakan metode penilaian global, dan akibatnya tidak memerlukan pembangunan perkiraan.

2.6.2.3 Metode *Monte Carlo Simulation*

Metode *Monte Carlo Simulation* secara garis besar dapat disimpulkan ke dalam dua langkah. Langkah pertama adalah proses stokastik terhadap variabel keuangan. Langkah yang kedua adalah jalur harga fiksi disimulasikan pada semua variabel keuangan yang diinginkan. Tiap variabel random yang terealisasi kemudian dikumpulkan dan digabungkan untuk memperoleh distribusi imbal hasil yang kemudian nilai *VaR* akan dapat dihitung.

Metode ini dapat digunakan untuk posisi yang non linear, distribusi tidak normal, bahkan skenario yang dibuat oleh pemakai.

Metode ini adalah metode penilaian global, sama seperti metode non-parametrik. Oleh karena itu, tidak membutuhkan pembangunan model (seperti

Pengukuran risiko..., Yose Yamani, FE UI, 2010

yang digunakan pada metode parametrik), yang dapat menghasilkan ketidakakuratan dalam estimasi *VaR*. Selain itu, metode ini dapat dipergunakan dalam semua jenis aset atau portofolio, baik linear maupun non linear.

Selain metode ini tidak membutuhkan asumsi dalam distribusi probabilitas asetnya, tidak membutuhkan pemodelan risiko, dan dapat digunakan untuk *fat tail* (dan karakteristik non-normal lainnya), metode ini tidak membutuhkan perkiraan dengan volatilitas maupun korelasinya. *Monte Carlo Simulation* menawarkan penggambaran risiko yang lebih realistik, karena distribusi perubahan harga menunjukkan probabilitas dan realisasi secara penuh.

Semua kelebihan ini membuat metode ini secara teoritis lebih baik daripada metode parametrik, terutama ketika mengestimasi *VaR* untuk aset atau portofolio non-linear. Walaupun terdapat proses-proses *stochastic* untuk faktor-faktor risiko (*dealing*, yang membutuhkan pemodelan risiko), namun dapat diterapkan pada aset atau portofolio non-linear tanpa membutuhkan asumsi normalitas.

Kelemahan terbesar dari *Monte Carlo Simulation* adalah waktu perhitungannya. Jika 1000 jalur sampel dibuat dari suatu portofolio yang terdiri dari 1000 aset, maka total angka valuasinya adalah sekitar 1 juta. Oleh karena itu, persyaratan komputer dan data yang dibutuhkan untuk proses komputasinya lebih tinggi daripada pendekatan yang lain.

Semua kelebihan yang dimiliki membuat metode ini lebih sulit untuk dipahami, dijelaskan, dan diimplementasikan diantara ketiga metode untuk mengestimasi *VaR*, dan selain itu juga merupakan metode yang paling memakan waktu dalam membangun dan mendesain simulator atau sistemnya. Disisi lain,

metode ini merupakan metode yang paling *powerful*, fleksibel, dan akurat untuk mengestimasi *VaR* dan merupakan metode yang paling sesuai untuk mengestimasi *VaR* untuk aset atau portofolio non linear.

Secara umum kerangka pemikiran yang diambil dalam penelitian ini dapat dilihat pada gambar berikut.

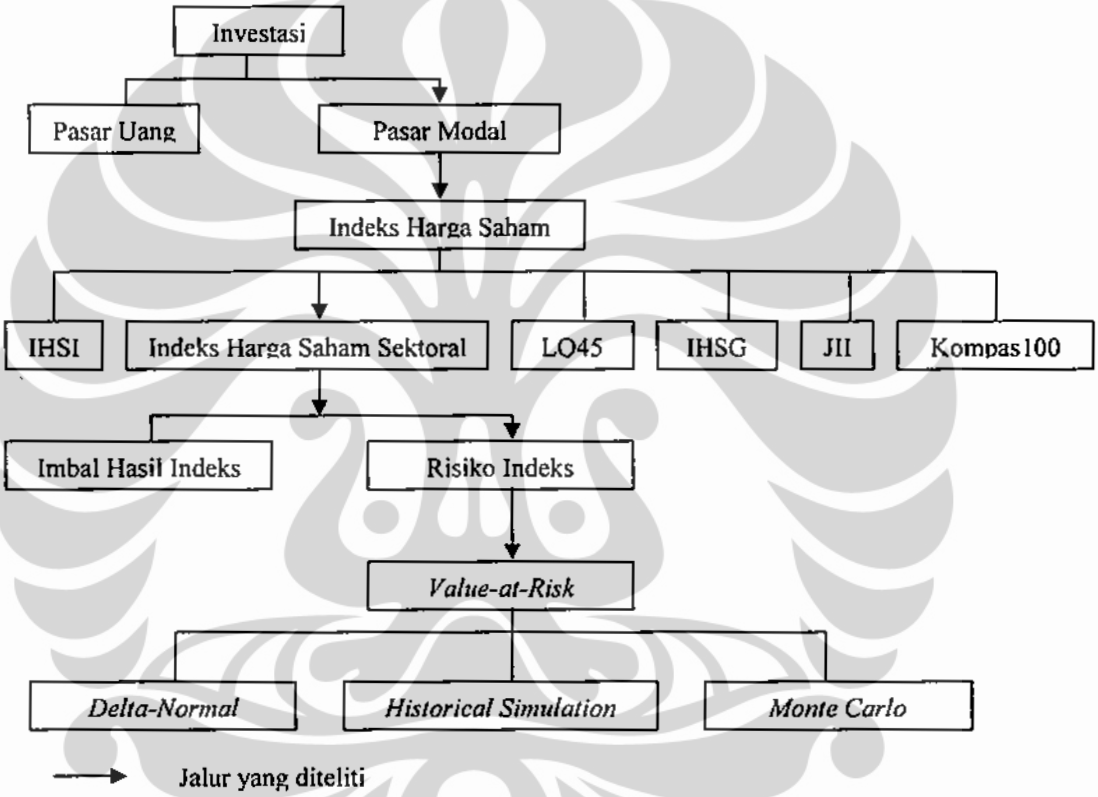

Gambar 2.2 Kerangka Pemikiran

Pengukuran risiko..., Yose Yamani, FE UI, 2010

BAB 3

METODOLOGI PENELITIAN

3.1 Metode Yang Digunakan

Untuk mencapai tujuan yang ditetapkan, penulis menggunakan metode deskriptif dan verifikatif untuk mendapatkan gambaran secara sistematis tentang fakta-fakta yang dianalisis. Penelitian ini akan memberikan gambaran terhadap fenomena-fenomena, menerangkan hubungan, serta mendapatkan makna-makna dan implikasi dari suatu masalah yang ingin dipecahkan, dalam hal ini adalah analisis pengukuran risiko pada indeks dengan menggunakan metode *VaR*.

3.2 Sumber dan Cara Penentuan Data

3.2.1 Sumber Data

Data yang digunakan adalah berupa data harian dari Bursa Efek Indonesia yang telah diolah sebelumnya selama periode penelitian yaitu antara Februari 2007 sampai dengan Oktober 2010. Data bersifat *time-series,* yaitu data yang menggambarkan perkembangan dari waktu ke waktu.

Data yang diperlukan dalam penelitian ini berupa data sekunder, yaitu data yang diperoleh dari sumber informasi yang *valid* mengenai masalah yang diteliti, serta studi pustaka dengan cara membaca serta mendalami berbagai literatur yang berkaitan dengan penelitian yang dilakukan.

Pengukuran risiko..., Yose Yamani, FE UI, 2010

3.2.2 Cara Penentuan Data

Data yang akan digunakan dalam penelitian ini adalah data selama lebih kurang empat tahun. Data yang dipilih sebagai sampel dalam penelitian ini diperoleh dari indeks harga saham sektoral BEI pada periode Februari 2007 sampai dengan Oktober 2010.

Penelitian ini memakai indeks harga saham sektoral yang ada di BEI, yaitu:

Tabel 3.1 Daftar Indeks-indeks Dalam Penelitian

No.	Kode Pada Bloomberg	Nama Indeks
1	JAKFIN Index	Indeks Finansial
2	JAKINFR Index	Indeks Infrastruktur
3	JAKMINE Index	Indeks Pertambangan
4	JAKCONS Index	Indeks *Consumer*
5	JAKMIND Index	Indeks *Miscellanuous Industry*
6	JAKBIND Index	Indeks Industri Dasar
7	JAKTRAD Index	Indeks Trading
8	JAKPROP Index	Indeks Properti
9	JAKAGRI Index	Indeks *Agriculture*

Sumber: Data sekunder

3.3 Teknik Pengumpulan Data

Untuk memperoleh data dan informasi yang dibutuhkan, dilakukan dengan cara melakukan pengunduhan data dan penelitian kepustakaan yaitu melalui:

1) Melakukan pengunduhan data indeks harga saham sektoral secara harian dari Bloomberg.

2) Membaca dan mempelajari data-data melalui buku-buku (*text book*) baik yang berada di Perpustakan MMUI maupun di luar.

3) Membaca dan mempelajari jurnal-jurnal dan artikel-artikel yang berasal dari internet dari situs-situs yang berkaitan dengan masalah yang akan diteliti.

3.4 Metode Analisis

Dalam melakukan analisis, tahap-tahap yang akan dilalui penulis adalah sebagai berikut :

1. Mengumpulkan data yang berkaitan dengan variabel-variabel yang digunakan dalam penelitian ini.
2. Membuat penerapan metode *VaR*.
3. Melakukan pengujian statistik untuk menguji sekaligus menginterpretasikan dan membuat analisis terhadap hasil penelitian yang sudah dilakukan. Berdasarkan hasil pengujian statistik maka akan ditarik suatu kesimpulan.

3.4.1 Teknik Pengolahan dan Analisis Data

Dalam melakukan analisis terhadap data-data yang telah dikumpulkan sebelumnya, penulis terlebih dahulu melakukan pengujian terhadap asumsi-asumsi yang mendasari suatu analisis *VaR*. Setelah diperoleh hasil peramalan imbal hasil dari metode yang memenuhi seluruh asumsi tersebut, maka dilakukan pengujian atas hipotesa-hipotesa penelitian ini yang telah ditetapkan sebelumnya.

Pengukuran risiko..., Yose Yamani, FE UI, 2010

3.4.2 Pengujian Asumsi

Sebelum mengolah data lebih lanjut ke dalam analisis *VaR*, maka terlebih dahulu dilakukan pengujian atas asumsi normalitas data. Hal ini dilakukan dikarenakan adanya karakteristik utama dalam analisis *VaR*, yaitu pentingnya untuk menguji atas asumsi statistik yang ada dikarenakan kompleksitas pengukuran faktor risiko yang sedang diteliti dapat menyebabkan kemungkinan adanya distorsi pada proses analisis.

3.4.2.1 Normalitas

Bentuk gangguan (e_i) diintroduksikan ke dalam model agar dapat menampung berbagai hal yang diakibatkan oleh pengaruh galat (*error*), seperti *error* dari variabel yang tidak dimasukkan dalam model, *error* dari pengukuran variabel dan pengaruh dari kesalahan elemen-elemen yang melekat pada perilaku manusia. Uji normalitas yang digunakan dalam penelitian ini adalah *Jarque-bera Test.*

3.4.3 Perhitungan dan Analisis Metode *VaR*

Langkah-langkah analisis untuk perhitungan *VaR* dalam penelitian ini adalah sebagai berikut:

1. Menghitung imbal hasil harian dari data harga historis indeks-indeks yang ada dengan rumus (Jorion, 2007):

$$R_i(t) = \ln\left[\frac{P_{i,1}}{P_{i,t-1}}\right], \text{ untuk t = 1,.....,995 dan i = 1,.....,9} \qquad \textbf{Rumus 3.1}$$

2. Membagi masing-masing data imbal hasil indeks harian kedalam imbal hasil 100-hari. Proses ini dilakukan untuk tujuan menghitung rata-rata dan standar deviasi sesuai dengan bagian 100-hari-nya.
3. Menguji normalitas data dengan *Jarque-bera Test* dengan menggunakan *software* E-views.
4. Menghitung nilai standar deviasi dengan menggunakan rumus (Jorion, 2007):

$$\sigma = \sqrt{\sum_{t=1}^{n} \frac{(X_t - \mu)^2}{n}}$$ **Rumus 3.2**

Dimana: σ = standar deviasi

μ = rata-rata data serial

n = jumlah persentasi perubahan harga

X = harga berupa data serial

5. Menghitung nilai *VaR* dengan probabilitas 95% dengan rumus (Jorion, 2007):

$$VaR(p^{*}) = Z_{1-p}.\sigma_p$$ **Rumus 3.3**

Untuk interval waktu selanjutnya, maka *VaR* dapat dihitung dengan mempergunakan imbal hasil harian seratus hari selanjutnya (misalnya, imbal hasil dari hari kedua sampai hari ke seratus satu) dari indeks-indeks tersebut dan menggunakan proses yang sama untuk menghitung *VaR* untuk hari berikutnya.

3.4.4 Penetapan tingkat signifikansi

Menurut penelitian Engel dan Gizycki (1999), disebutkan bahwa diantara tiga dimensi kinerja model (konservatisme, akurasi dan efisiensi), perbedaan diantara kinerja model tersebut terjadi pada saat tingkat keyakinan model meningkat.

Oleh karena itu, penulis memilih tingkat signifikansi 5% ($\alpha = 5\%$) atau dengan tingkat kepercayaan sebesar 95%. Selain itu, angka ini dipilih karena dinilai cukup tepat untuk mewakili pengujian variabel dan merupakan tingkat signifikansi yang sering digunakan terutama dalam penelitian ilmu-ilmu sosial (Nazir, 1998).

3.4.5 Hipotesa dan Pengujian Validitas Model

Agar sebuah model memiliki kualitas yang baik, harus dilakukan sebuah validasi terhadap model tersebut, salah satu caranya adalah dengan melakukan validasi dengan menggunakan Kupiec *test* dengan pendekatan *Total Number of Failure.* Pengujian ini menggunakan *likelihood test* yang dikemukakan oleh Kupiec (1995). Dengan menggunakan metode tersebut, probabilitas dari observasi *N Failure* mengikuti proses dengan persamaan sebagai berikut:

$$LR = -2\ln\left[(1-p*)^{T-N}(p*)^{N}\right] + 2\ln\left[\left(1-\left(\frac{N}{T}\right)\right)^{T-N}\left(\frac{N}{T}\right)^{N}\right] \qquad \textbf{Rumus 3.4}$$

Dimana $p*$ adalah probabilitas terjadinya *failure*, jika diasumsikan total observasi adalah T, *total failure* adalah N, maka proporsi *failure* mempunyai distribusi *chi-square* dengan *degree of freedom* =1

Sebuah model dikatakan valid jika nilai *LR* < nilai kritisnya (*Chi-square* (5%, df=1)) dimana nilai *Chi-square* tersebut sebesar 3,84.

Hipotesa yang dibangun atas validitas model ini adalah:

H_A : Model yang digunakan diuji dengan metode Likelihood Test valid

H_0 : Model yang digunakan diuji dengan metode Likelihood Test tidak valid

BAB 4

HASIL PENELITIAN DAN PEMBAHASAN

4.1 Pengumpulan Data

Awal dari proses dalam penelitian ini adalah mengumpulkan data, yaitu data indeks harga saham sektoral harian periode Februari 2007 sampai dengan periode Okober 2010. Data-data tersebut penulis peroleh dari Bloomberg.

4.2 Penerapan Metode *VaR*

Untuk mencari *VaR* untuk masing-masing sektor, penulis melakukan perhitungan dengan menggunakan *microsoft excel*. Namun sebelum melakukan proses tersebut, harus terlebih dahulu dilakukan pengujian normalitas terhadap imbal hasil masing-masing indeks. Dari sembilan sektor yang diteliti terdapat data-data yang tidak normal, seperti terlihat pada tabel di bawah ini.

Tabel 4.1

Hasil Perhitungan Normalitas pada Masing-masing Indeks

No	Sektor	Jumlah data yang tidak Normal
1	JAKFIN	222
2	JAKINFR	435
3	JAKMINE	464
4	JAKCONS	599
5	JAKMIND	438
6	JAKBIND	562
7	JAKTRAD	532
8	JAKPROP	540
9	JAKAGRI	718
Total		4.510

Sumber : data diolah

Dengan nilai *Chi-Square* (α=5%, df=2) adalah 5,9915, menunjukkan bahwa hasil perhitungan di atas terdapat 4.510 data imbal hasil indeks yang tidak berdistribusi normal karena nilai *Jarque-bera* lebih besar dari nilai *Chi-Square*, sehingga α yang akan digunakan adalah α hasil perhitungan *Cornish Fisher Expansion* (α').

$$\alpha' = \alpha - \frac{1}{6}\left(\alpha^2 - 1\right)\zeta \qquad \textbf{Rumus 4.1}$$

Dimana:

α = *confidence level* (95% = 1.65)

ζ = koefisien *skewness*

Nantinya nilai α' akan digunakan untuk menghitung *VaR* berdasarkan metode *Delta-Normal* karena metode tersebut memiliki persyaratan data yang digunakan harus berdistribusi normal.

4.3 Analisis Hasil Perhitungan *VaR*

Gambar-gambar di bawah ini menunjukkan plot keseluruhan *VaR* masing-masing sektor yang diteliti selama periode penelitian berlangsung. Dari gambar tersebut dapat dilihat bahwa nilai estimasi *VaR* memiliki nilai negatif karena merupakan prediksi kerugian. Nilai imbal hasil yang bernilai positif merupakan *profit* dan nilai imbal hasil yang bernilai negatif merupakan *loss* atau kerugian.

Untuk mempermudah perbandingan, maka data akan dibagi menjadi 10 bagian. Karena data yang dipergunakan berasal dari sembilan sektor yang ada di Bursa Efek Indonesia (BEI) ditambah data secara keseluruhan dari data sektoral. Kemudian dari tiap bagian akan dianalisis bagaimana karakteristik *VaR* masing-masing sektor tersebut.

Pengukuran risiko..., Yose Yamani, FE UI, 2010

Bagian pertama dimulai dengan sektor keuangan yang digambarkan sebagai berikut:



Gambar 4.1 Grafik *VaR* Indeks Sektor Keuangan

Sumber : data diolah

VaR terendah yang dialami pada sektor ini terjadi pada tanggal 22 Januari 2009 dengan *VaR* sebesar 5,80% dan untuk nilai tertingginya terjadi pada tanggal 15 Maret 2010 yang bernilai *VaR* 1,70% dengan rata-rata *VaR* sebesar 3,27%. Dilihat dari grafik di atas, *VaR* sektor keuangan mulai pertengahan tahun 2007 cenderung stabil di kisaran 3%. Penurunan *VaR* mulai terjadi pada bulan Oktober 2008, yang pada saat itu terjadi krisis ekonomi, dan mencapai titik *VaR* terendah pada bulan Januari 2009 di kisaran 5,8%. *VaR* kembali merangkak naik pada bulan Maret 2009 dan selanjutnya relatif stabil meningkat hingga di tahun 2010.

Pengukuran risiko..., Yose Yamani, FE UI, 2010

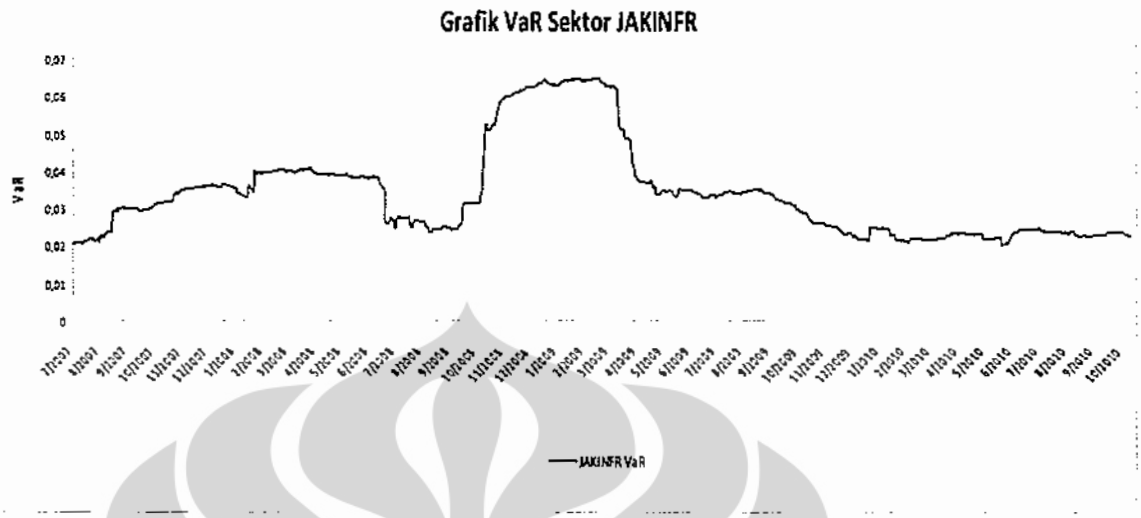

Gambar 4.2 Grafik *VaR* Indeks Sektor Infrastruktur

Sumber : data diolah

Untuk sektor Infrastruktur, *VaR* terendah terjadi pada tanggal 16 Februari 2009 dengan *VaR* sebesar 6,48% dan untuk nilai tertingginya terjadi pada tanggal 21 Mei 2010 yang bernilai *VaR* 2,03%, dengan rata-rata *VaR* sebesar 3,37%. Dari grafik diatas, dapat dilihat bahwa mulai pertengahan tahun 2007, *VaR* sudah cenderung mengalami penurunan walaupun masih dapat dikategorikan stabil di kisaran 3% sampai 4%. *VaR* sempat kembali meningkat di bulan Agustus dan stabil hingga bulan Oktober 2008. Pada saat itu terjadi krisis ekonomi global dan *VaR* sektor ini turut menurun secara drastis hingga mencapai nilai terendahnya pada bulan Februari 2009 di kisaran 6,5%. Pada bulan April 2009, *VaR* mulai meningkat dan relatif stabil sejak bulan Mei hingga Oktober 2010 di kisaran 2%.

Pengukuran risiko..., Yose Yamani, FE UI, 2010

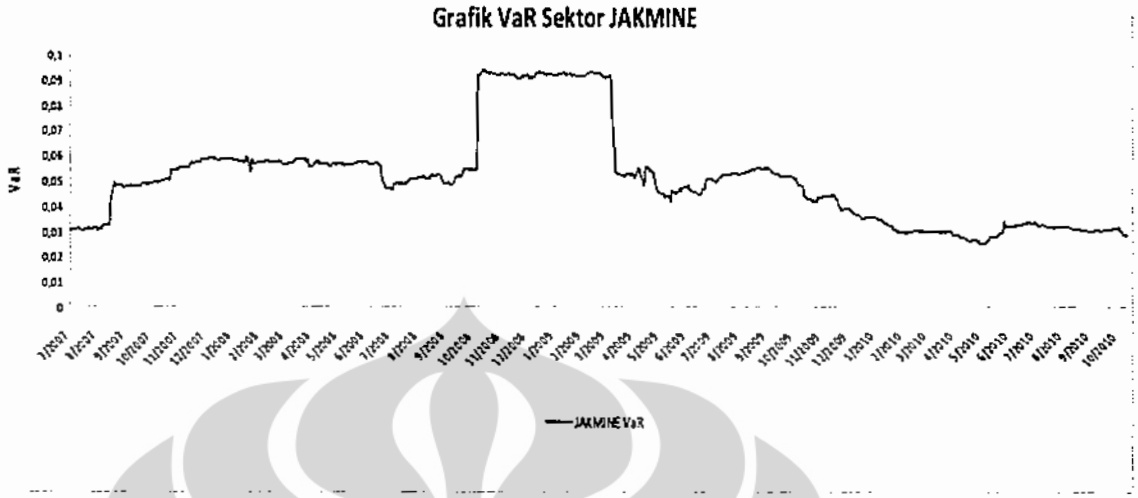

Gambar 4.3 Grafik *VaR* Indeks Sektor Pertambangan

Sumber : data diolah

Sektor Pertambangan memiliki *VaR* terendah pada tanggal 15 Oktober 2008 dengan *VaR* sebesar 9,32% dan untuk nilai tertingginya terjadi pada tanggal 5 Mei 2010 yang bernilai *VaR* 2,46% dengan rata-rata *VaR* sebesar 5,03%. Dari grafik di atas, dapat dilihat bahwa *VaR* sektor pertambangan relatif stabil di kisaran 5% sejak bulan Oktober 2007 hingga bulan Oktober 2008. Pada bulan November 2008, *VaR* sektor ini menurun drastis hingga mencapai titik terendah pada kisaran 9,3% sepanjang bulan November 2008 hingga Maret 2009, dimana pada saat itu terjadi krisis ekonomi global. *VaR* kembali meningkat secara signifikan pada bulan April 2009 hingga mencapai nilai sekitar 5% dan cenderung stabil-meningkat hingga periode Oktober 2010.

Pengukuran risiko..., Yose Yamani, FE UI, 2010

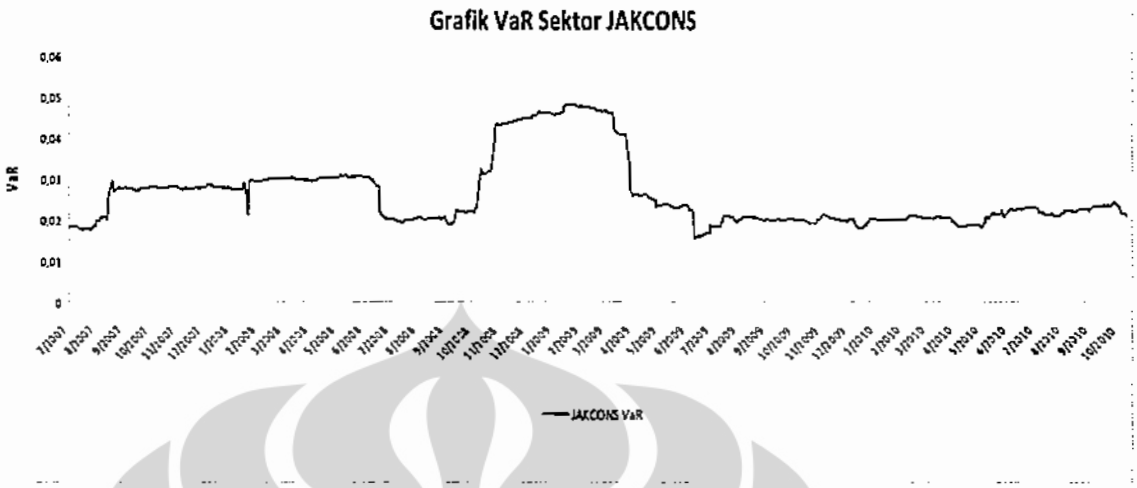

Gambar 4.4 Grafik *VaR* Indeks Sektor *Consumer*

Sumber : data diolah

Untuk sektor *Consumer*, *VaR* terendah terjadi pada tanggal 23 Januari 2009 dengan *VaR* sebesar 4,81% dan untuk nilai tertingginya terjadi pada tanggal 12 Juni 2009 yang bernilai *VaR* 1,56%, dengan rata-rata *VaR* sebesar 2,61%. Dilihat dari grafik *VaR* sektor *consumer* di atas, *VaR* sejak bulan Oktober 2007 relatif stabil di kisaran hampir 3%, walaupun pada bulan Juli 2008 *VaR* sempat meningkat ke kisaran 2%. Pada saat krisis ekonomi global terjadi pada kuartal ke empat tahun 2008, *VaR* sektor ini pada bulan November 2008 mengalami penurunan tajam ke kisaran mendekati 5% hingga bulan April 2009. *VaR* kembali meningkat pada bulan Mei 2009 ke kisaran 2% hingga berada pada level stabil hingga bulan Oktober 2010 kini.

Pengukuran risiko..., Yose Yamani, FE UI, 2010

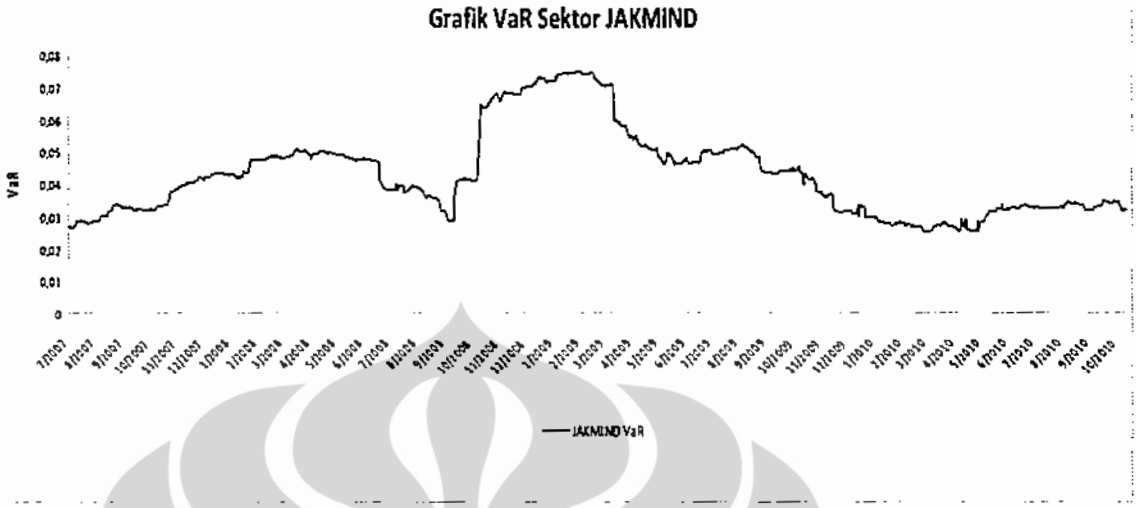

Gambar 4.5 Grafik *VaR* Indeks Sektor *Miscellaneous Industry*

Sumber : data diolah

VaR terendah dialami pada sektor *Miscellaneous Industry* terjadi pada tanggal 28 Januari 2009 dengan *VaR* sebesar 7,48% dan untuk nilai tertingginya terjadi pada tanggal 3 Maret 2010 yang bernilai *VaR* 2,49%, dengan rata-rata *VaR* sebesar 4,27%. Dari grafik *VaR* di atas dapat dilihat bahwa sejak pertengahan tahun 2007, *VaR* cenderung mengalami penurunan walaupun sempat mengalami peningkatan kembali pada bulan Juli 2008. Bulan Oktober 2008, atau pada saat mulai terjadinya krisis ekonomi global, *VaR* sektor ini terus mengalami penurunan secara signifikan ke kisaran 7% dan mencapai titik nilai terendahnya pada bulan Januari 2009 sebesar 7,48%. *VaR* perlahan-lahan merangkak naik sejak bulan April 2009 hingga bulan Februari 2010, dan relatif stabil sejak saat itu hingga bulan Oktober 2010.

Pengukuran risiko..., Yose Yamani, FE UI, 2010

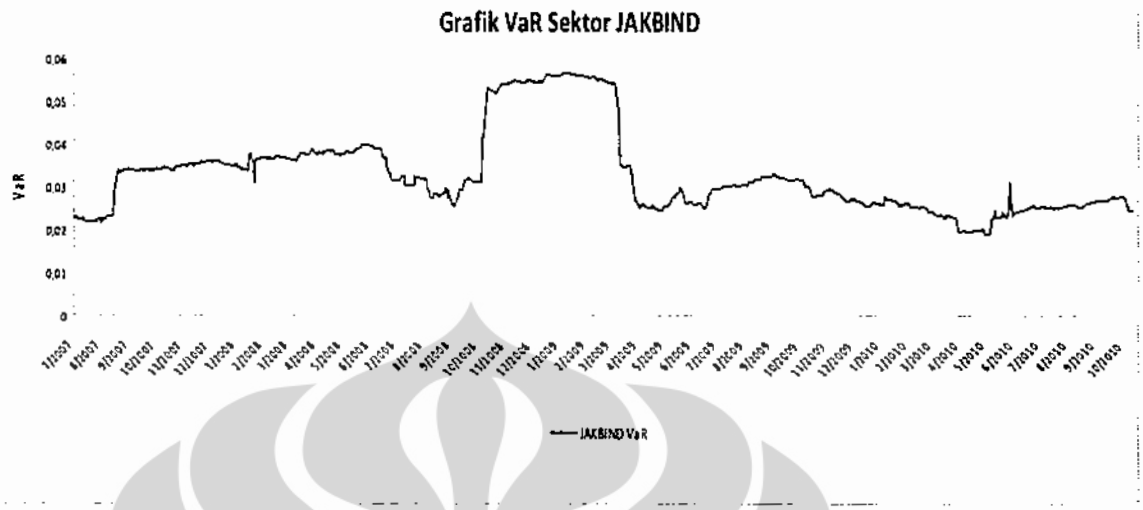

Gambar 4.6 Grafik *VaR* Indeks Sektor *Basic Industry*

Sumber : data diolah

Sektor *Basic Industry* memiliki *VaR* terendah pada tanggal 12 Januari 2009 dengan *VaR* sebesar 5,67% dan untuk nilai tertingginya terjadi pada tanggal 3 Mei 2010 yang bernilai *VaR* 1,91%, dengan rata-rata *VaR* sebesar 3,29%. Dilihat dari grafik *VaR* di atas, *VaR* sektor ini cenderung stabil di kisaran 2% hingga 4%. Penurunan *VaR* yang signifikan terjadi sejak bulan November 2008 hingga akhir bulan Maret 2009, dan kembali merangkak naik ke kisaran 3% pada bulan April 2009.

Pengukuran risiko..., Yose Yamani, FE UI, 2010

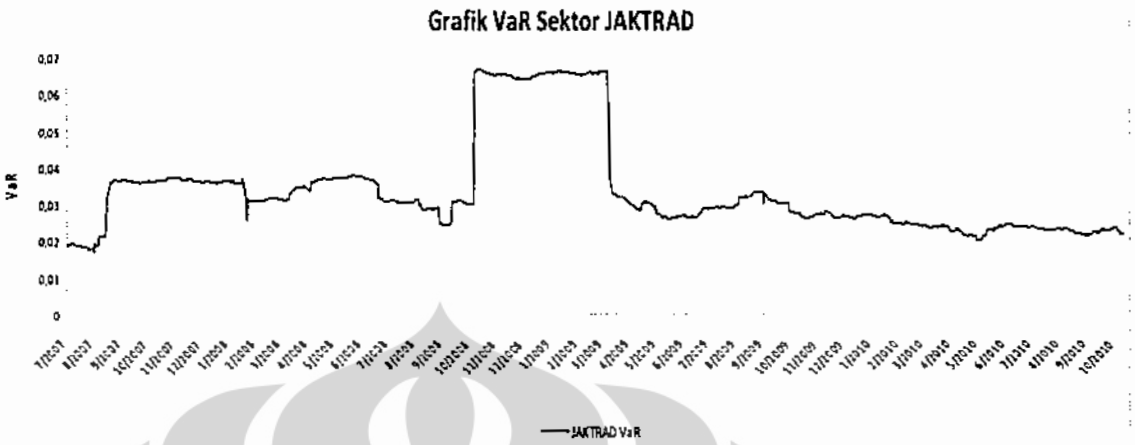

Gambar 4.7 Grafik *VaR* Indeks Sektor Perdagangan

Sumber :data diolah

VaR terendah dialami pada sektor Perdagangan terjadi pada tanggal 13 Oktober 2008 dengan nilai *VaR* sebesar 6,67% dan untuk nilai tertingginya terjadi pada tanggal 1 Agustus 2007 yang bernilai *VaR* 1,71%, dengan rata-rata *VaR* sebesar 3,34%. Pada grafik *VaR* di atas, dapat dilihat bahwa *VaR* sektor ini cenderung berfluktuasi di kisaran 2% hingga 4%. Penurunan *VaR* yang signifikan terjadi sejak bulan November 2008 hingga akhir bulan Maret 2009, dan kembali merangkak naik ke kisaran 3% pada bulan April 2009 dan berlangsung stabil hingga bulan Oktober 2010.

Pengukuran risiko..., Yose Yamani, FE UI, 2010

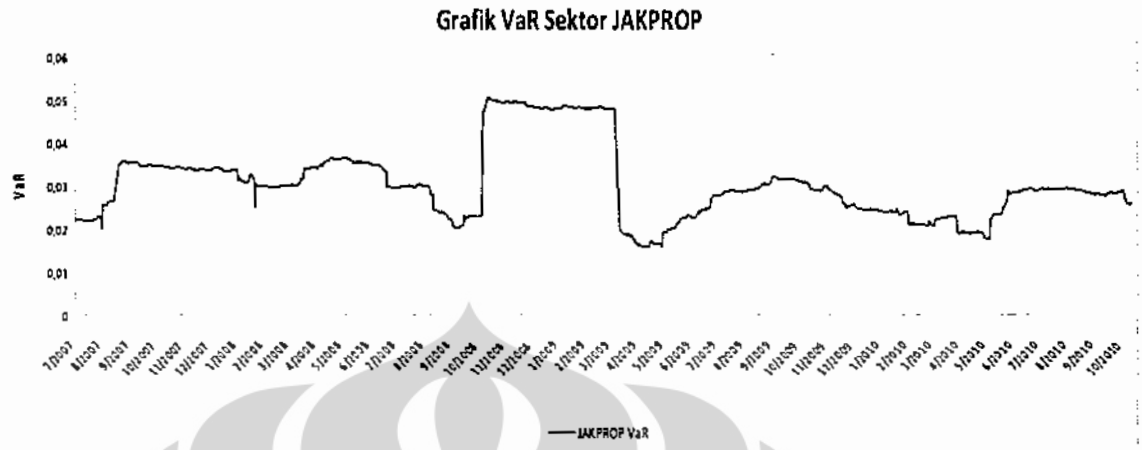

Gambar 4.8 Grafik *VaR* Indeks Sektor Properti

Sumber : data diolah

Untuk sektor Properti, *VaR* terendah terjadi pada tanggal 14 Oktober 2008 dengan *VaR* sebesar 5,04% dan untuk nilai tertingginya terjadi pada tanggal 8 April 2009 yang bernilai *VaR* 1,56%, dengan rata-rata *VaR* sebesar 3,03%. Dari grafik *VaR* di atas dapat dilihat bahwa sejak pertengahan tahun 2007, *VaR* cenderung mengalami penurunan walaupun sempat mengalami peningkatan kembali pada bulan Agustus 2008. Bulan Oktober 2008, atau pada saat mulai terjadinya krisis ekonomi global, *VaR* sektor ini mengalami penurunan secara signifikan ke kisaran 5% dan mencapai titik terendahnya pada bulan yang sama sebesar 5,04%. *VaR* meningkat secara drastis pada bulan April 2009, dan relatif stabil sejak saat itu hingga bulan Oktober 2010 di kisaran 2% hingga 4%.

Pengukuran risiko..., Yose Yamani, FE UI, 2010

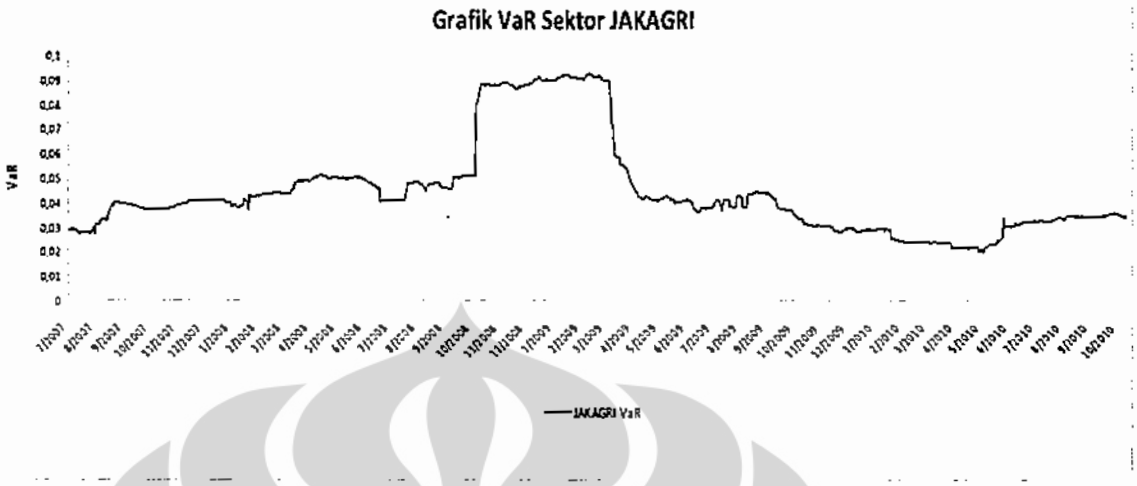

Gambar 4.9 Grafik *VaR* Indeks Sektor *Agriculture*

Sumber : data diolah

VaR terendah dialami pada sektor *Agriculture* terjadi pada tanggal 12 Februari 2008 dengan *VaR* sebesar 9,22% dan untuk nilai tertingginya terjadi pada tanggal 4 Mei 2010 yang bernilai *VaR* 1,90%, dengan rata-rata *VaR* sebesar 4,39%. Dari grafik *VaR* di atas, dapat dilihat bahwa *VaR* sektor *Agriculture* ini cenderung berfluktuasi di kisaran 2% hingga 5%. Penurunan *VaR* yang signifikan terjadi pada bulan November 2008, yang pada saat itu sedang terjadi krisis ekonomi global, hingga akhir bulan Maret 2009, dan kembali merangkak naik ke kisaran 4% pada bulan April 2009 dan berlangsung stabil cenderung meningkat hingga bulan Oktober 2010.

Pengukuran risiko..., Yose Yamani, FE UI, 2010

4.4 Hasil Pengujian Validitas Model

Dalam melakukan validasi, terlebih dahulu perlu dihitung berapa banyak kesalahan perkiraan perhitungan *VaR* pada masing-masing sektor industri tersebut jika dibandingkan dengan *actual loss* yang terjadi. Di bawah ini tabel hasil perhitungannya:

Tabel 4.2 Hasil Perhitungan *Likelihood Ratio* (*LR*)

Index	T	N	*p**	LR 5%	Critical Value	Result
JAKFIN Index	793	45	5%	0,7295	3,8415	Valid
JAKINFR Index	793	44	5%	0,4859	3,8415	Valid
JAKMINE Index	793	39	5%	0,0113	3,8415	Valid
JAKCONS Index	793	38	5%	0,0732	3,8415	Valid
JAKMIND Index	793	39	5%	0,0113	3,8415	Valid
JAKBIND Index	793	36	5%	0,3645	3,8415	Valid
JAKTRAD Index	793	40	5%	0,0032	3,8415	Valid
JAKPROP Index	793	34	5%	0,8886	3,8415	Valid
JAKAGRI Index	793	42	5%	0,1439	3,8415	Valid

Sumber : data diolah

Dari hasil tes tersebut dapat dilihat bahwa berdasarkan simulasi dengan periode *VaR* 100 hari, observasi selama 793 hari, dengan tingkat probabilitas 5%, diperoleh hasil nilai *LR* yang lebih kecil dari nilai kritisnya.

Apabila nilai *LR* lebih kecil dari nilai kritisnya, maka model yang digunakan valid untuk mengukur risiko terkait. Dengan demikian, maka H_A diterima.

Pengukuran risiko..., Yose Yamani, FE UI, 2010

4.5 Pembahasan

Dari penjabaran dan analisis atas kinerja dan nilai *VaR* indeks harga saham sektoral dengan waktu pengamatan selama lebih kurang empat tahun yang dimulai dari Februari 2007 – Oktober 2010, secara keseluruhan dapat dilihat pada gambar di bawah ini.



Gambar 4.10 Grafik *VaR* Indeks Sektoral Secara Keseluruhan

Sumber : data diolah

Dari sembilan sektor yang dianalisis, sektor Pertambangan memiliki *VaR* terendah dibandingkan dengan sektor-sektor yang lainnya yaitu sebesar 9,32. Berbeda dengan sektor *Consumer*, sektor ini terlihat lebih stabil dilihat dari *VaR* terendahnya yaitu sebesar 4,81.

Pada grafik *VaR* secara keseluruhan, dapat dilihat bahwa tren pergerakan *VaR* dari sembilan sektor yang dianalisis cenderung sama, yakni sejak pertengahan tahun 2007, *VaR* relatif stabil dikisarannya masing-masing. Pada saat terjadi krisis ekonomi global pada kuartal ke empat tahun 2008, *VaR* seluruh sektor tersebut memiliki pergerakan *VaR* yang menurun secara drastis, yaitu pada

Pengukuran risiko..., Yose Yamani, FE UI, 2010

bulan Oktober 2008. Selanjutnya pada bulan April 2009, *VaR* meningkat kembali secara signifikan dan relatif berfluktuasi pada kisaran nilai yang lebih sempit hingga bulan Oktober 2010.

Hasil di atas menunjukkan adanya suatu risiko penurunan nilai investasi yang ditimbulkan oleh ketidakpastian dalam perekonomian. Ketidakpastian itu sendiri muncul selama periode penelitian dengan dibuktikan adanya krisis keuangan global yang terjadi pada akhir tahun 2008. Penurunan nilai investasi inilah yang dinamakan risiko dikarenakan berbedanya imbal hasil yang sebenarnya dari imbal hasil yang diharapkan.

Risiko tersebut terjadi dikarenakan *systematic risk*, yakni risiko yang dapat terjadi karena adanya perubahan yang terjadi di pasar. Risiko sistematis ini mempengaruhi kondisi perekonomian Indonesia yang pada gilirannya ikut mempengaruhi nilai saham suatu perusahaan.

BAB 5

KESIMPULAN DAN SARAN

5.1 Kesimpulan

Berdasarkan hasil analisis dan pembahasan yang telah dilakukan dalam penelitian ini dengan menggunakan data-data yang diperoleh serta parameter yang digunakan, maka dapat diambil kesimpulan sebagai berikut :

1. Perilaku *VaR* yang dapat dilihat adalah:
   1.1. Dari hasil pengolahan data, pada *VaR* terdapat 4.510 data yang tidak berdistribusi normal sehingga untuk menghitung nilai *VaR*-nya harus menggunakan *alpha prime* hasil dari perhitungan *Cornish Fisher Expansion.*
   1.2. Penerapan *VaR* ini menghasilkan rentang *VaR* terbesar pada sektor *Agriculture* dengan nilai 7,32%, yang artinya indeks sektor *Agriculture* lebih berfluktuatif bila dibandingkan dengan indeks sektor yang lain.
2. Hasil pengukuran risiko indeks harga saham sektoral adalah sebagai berikut:
   2.1 Dari keseluruhan sembilan indeks harga saham sektoral yang terdapat di Bursa Efek Indonesia, dan berdasarkan pengolahan data yang dilakukan pada penelitian ini, menunjukkan bahwa sektor *Consumer* memiliki nilai *VaR* yang lebih moderat bila dibandingkan dengan sektor-sektor lainnya, sedangkan sektor Pertambangan merupakan sektor yang memiliki nilai *VaR* terendah dibandingkan dengan sektor-sektor yang lainnya. Hal tersebut

Pengukuran risiko..., Yose Yamani, FE UI, 2010

mencerminkan bahwa risiko sektor Pertambangan lebih besar di bandingkan dengan sektor lainnya.

2.2 Pada grafik *VaR* secara keseluruhan, dapat dilihat pula bahwa tren pergerakan nilai *VaR* dari sembilan indeks harga saham sektoral yang dianalisis cenderung sama, yakni sejak pertengahan tahun 2007 nilai *VaR* relatif stabil pada kisarannya masing-masing. Namun pada saat terjadi krisis ekonomi global pada kuartal ke empat tahun 2008, nilai *VaR* seluruh sektor tersebut memiliki pergerakan *VaR* yang sama, yaitu menurun secara drastis, yang terjadi pada bulan Oktober 2008. Pada bulan April 2009, nilai *VaR* seluruh sektor tersebut meningkat kembali secara signifikan dan relatif berfluktuasi pada kisaran nilai yang lebih sempit hingga bulan Oktober 2010. Hal ini menunjukkan bahwa risiko yang terdapat pada indeks saham dapat mencerminkan risiko nilai saham suatu perusahaan yang tergabung dalam indeks tersebut.

5.2 Saran

5.2.1 Bagi investor, penelitian ini dapat dijadikan bahan pertimbangan dalam membuat keputusan investasinya di BEI, terutama untuk memfokuskan diri pada sektor industri apa yang dapat menjadi obyek investasinya, dengan memanfaatkan informasi yang terkandung dalam hasil penelitian ini.

5.2.2 Bagi BEI, penelitian ini dapat dipergunakan sebagai rujukan dalam meninjau tingkat risiko dari masing-masing indeks harga saham sektoral yang

Pengukuran risiko..., Yose Yamani, FE UI, 2010

dikelolanya. Dengan demikian, BEI memiliki suatu referensi yang dapat digunakan untuk memberikan informasi kepada pasar atau khususnya calon investor mengenai sektor industri apa yang dapat dijadikan obyek investasi, tergantung pada karakter investor yang berbeda-beda (*risk taker*, *risk moderate* atau *risk averse*).

5.2.3 Bagi pembaca umum, penelitian ini dapat dijadikan salah satu sumber informasi atau pengetahuan dalam memahami salah satu indeks yang dikelola oleh BEI, khususnya risiko atas indeks harga saham sektoral dalam empat tahun terakhir ini. Diharapkan penelitian ini akan memperkaya pemahaman pembaca umum dalam hal metode pengukuran risiko yang berkembang saat ini, khususnya yang dapat diimplementasikan pada risiko pasar.

5.3 Penelitian Lanjutan

Bagi penulis selanjutnya agar dapat melakukan penilaian risiko dengan metode *VaR* dengan lebih baik, sebaiknya dilakukan dengan menanbah perbandingan dengan metode yang lain, misalnya metode *Historical Simulation*, *Monte Carlo Simulation*, *Extreme Value Theory*, dan sebagainya. Selain itu, juga menambah tingkat probabilitas yang berbeda-beda, misalnya 99% atau 98% dan menerapkannya ke dalam jenis-jenis portofolio yang berdistribusi berbeda, misalnya non-normal, distribusi *t*, dan sebagainya. Dalam meneliti *VaR* perlu diperhitungkan juga banyaknya data yang akan diteliti, tingkat *confidence interval*, dan horizon waktu

Pengukuran risiko..., Yose Yamani, FE UI, 2010

yang akan dipakai untuk menghitung estimasi *VaR* tersebut, karena ukuran sampel yang relatif kecil akan menyulitkan pengujian hipotesa dan memperbesar *bias*. Dengan demikian menjadi tugas penulis untuk menentukan faktor-faktor dalam penelitiannya untuk lebih teliti.

Pengukuran risiko..., Yose Yamani, FE UI, 2010

DAFTAR REFERENSI

Alles, Lakshman A., 1995, *Investment Risk Concepts and Measurement of Risk in Asset Returns*, Managerial Finance.

Bodie, Kane, and Marcus, Alan, J. 2009. *Investments.* Mc. Graw-Hill. New York.

Buku Panduan Indeks Harga Saham Bursa Efek Indonesia, 2010.

Campbell, Sean D., 2005, *A Review of Backtesting and Backtesting Procedures*, Finance and Economics Discussion Series, Federal Reserve Board, Washington, D.C.

Cooray, B. Asanga, 2003, *Understanding Risk Management and Portfolio Diversification.*

Dowd, Kevin, 2002. *An Introduction to market risk measurement.* John Wiley & Sons Ltd. England.

Dowd, Kevin, 2004, *A Range Test Of Risk Forecasting Models*, CRIS Discussion Paper Series, The University of Nottingham.

Engel, J and M. Gizycki, 1999, *Conservatism, Accuracy and Efficientcy: Comparing Value-at-Risk Models*, Working Paper 2, Reerve Bank of Australia.

Engle, F. R. And S. Manganelli, 2001, *Value At Risk Models In Finance*, working paper No. 75, Europan Central Bank.

Fama, E., 1965, *The Behavior of Stock Market Prices*, Journal of Business (38), 34-105.

Gitman, L.J., 2000. *Principles of Managerial Finance.* 9th ed. Addison Wesley Longman. United States of America.

Gold, Martin, 2001, *Indexing – the Fundamental Difference.*

Gruber, M. J. and E. J. Elton 2003. *Modern Portfolio Theory and Investment Analysis.* 6th ed. John Wiley & Sons Inc. New York.

Pengukuran risiko..., Yose Yamani, FE UI, 2010

http://www.bi.go.id ; situs resmi Bank Indonesia.

http://www.bapepam.go.id ; situs resmi BAPEPAM.

http://www.jsx.co.id ; situs resmi Bursa Efek Jakarta.

http://www.riskglossary.com ; situs istilah-istilah risiko.

http://www.gloriamundi.org ; situs tentang *value-at-risk.*

http://www.kitco.org ; situs tentang harga emas.

http://www.investopedia.com ; situs istilah-istilah investasi.

Jogiyanto, 2003. *Teori Portfolio dan Analisis Investasi*. Edisi 3. BPFE. Yogyakarta.

Jones, Charles P. 2007. *Investments,* 10th edition. John Wiley & Sons, Inc. Asia

Jorion, Philippe, 1996, *Risk²: Measuring the Risk in Value at Risk*, Financial Analysts Journal (52), 47–56.

Jorion, Philippe, 2007. *Value at Risk,* 3rd edition. Mc. Graw-Hill. New York.

Jorion, Philippe, 2009. *Financial Risk Manager Handbook,* 5th edition. John Wiley & Sons Inc. New York.

Kane, Gregory D., 1997, *The Effect of Recession on Ratio Analysis*, The Mid-Atlantic Journal of Business.

Kondapaneni, Rajesh, 2005, *A study of the Delta Normal Method of Measuring VaR* , Worcester Polytechnic Institute.

KPMG Advisory Book 'Understanding and Articulating Risk Appetite', 2008.

Laporan Perekonomian Indonesia tahun 2008 Bank Indonesia

Linsmeier, T. J. and N. D. Pearson, 1996, *Risk Measurement: An Introduction to Value at Risk*, Urbana-Campaign, University of Illinois.

Mandelbrot, B., 1963, *The Variations of Certain Speculative Prices*, Journal of Business (36), 394-419.

Pengukuran risiko..., Yose Yamani, FE UI, 2010

Markowitz, H. M., 1952, *Portfolio Selection*, The Journal of Finance, 7(1), 77—91.

Penza, P. and V. K. Banzai. 2001. *Measuring Market Risk With Value at Risk*. John Wiley & Sons Inc. Canada.

Sinha, T and F. Cham'U, 1998, *Comparing Different Methods Of Calculating Value At Risk*, Chapel Hill, University of North Carolina.

Van den Goorbergh, R. and P. Vlaar, 1999, *Value-At-Risk Analysis Of Stock Returns Historical Simulation, Variance Techniques Or Tail Index Estimation?*, Dept. of Economics Tilburg University, Netherlands.

Pengukuran risiko..., Yose Yamani, FE UI, 2010

LAMPIRAN 1

DATA HARGA INDEX SEKTORAL, RETURN, STANDAR DEVIASI DAN VaR

No	Date	JAKFIN Index					JAKINFR Index				
		PX_LAST	Return	Stdev	Alpha	VaR	PX_LAST	Return	Stdev	Alpha	VaR
1	2/2/2007	204.256					711.025				
2	2/5/2007	201.716	-0.01251				708.86	-0.00305			
3	2/6/2007	200.702	-0.00504				704.038	-0.00681			
4	2/7/2007	200.746	0.000219				700.044	-0.00569			
5	2/8/2007	196.626	-0.02074				695.572	-0.00641			
6	2/9/2007	193.132	-0.01793				686.065	-0.01376			
7	2/12/2007	193.717	0.003024				681.761	-0.00629			
8	2/13/2007	193.456	-0.00135				674.506	-0.0107			
9	2/14/2007	196.833	0.017306				689.037	0.021314			
10	2/15/2007	200.824	0.020073				704.079	0.021596			
11	2/16/2007	199.583	-0.0062				709.907	0.008243			
12	2/19/2007	199.394	-0.00095				710.633	0.001022			
13	2/20/2007	199.577	0.000917				712.213	0.002221			
14	2/21/2007	200.597	0.005098				716.661	0.006226			
15	2/22/2007	197.048	-0.01785				715.313	-0.00188			
16	2/23/2007	195.259	-0.00912				701.751	-0.01914			
17	2/26/2007	193.017	-0.01155				697.912	-0.00549			
18	2/27/2007	191.429	-0.00826				688.525	-0.01354			
19	2/28/2007	189.109	-0.01219				675.613	-0.01893			
20	3/1/2007	190.848	0.009154				692.436	0.024595			
21	3/2/2007	190.054	-0.00417				698.696	0.009			
22	3/5/2007	183.812	-0.03339				671.12	-0.04027			
23	3/6/2007	188.406	0.024686				686.016	0.021953			
24	3/7/2007	189.955	0.008188				685.791	-0.00033			
25	3/8/2007	192.979	0.015794				695.28	0.013742			
26	3/9/2007	192.407	-0.00297				689.687	-0.00808			
27	3/12/2007	197.056	0.023875				702.782	0.018809			
28	3/13/2007	196.927	-0.00065				704.205	0.002023			
29	3/14/2007	192.252	-0.02403				689.447	-0.02118			
30	3/15/2007	192.931	0.003526				699.548	0.014545			
31	3/16/2007	192.636	-0.00153				695.157	-0.0063			
32	3/20/2007	191.905	-0.0038				704.102	0.012786			
33	3/21/2007	194.529	0.013581				694.833	-0.01325			
34	3/22/2007	197.728	0.016311				711.644	0.023906			
35	3/23/2007	197.25	-0.00242				716.522	0.006831			
36	3/26/2007	197.52	0.001368				725.263	0.012125			
37	3/27/2007	198.021	0.002533				728.897	0.004998			
38	3/28/2007	196.427	-0.00808				721.22	-0.01059			
39	3/29/2007	195.77	-0.00335				722.191	0.001345			
40	3/30/2007	197.42	0.008393				729.736	0.010393			
41	4/2/2007	200.874	0.017344				733.904	0.005695			
42	4/3/2007	207.803	0.033913				744.16	0.013878			
43	4/4/2007	210.762	0.014139				760.868	0.022204			
44	4/5/2007	205.982	-0.02294				752.752	-0.01072			
45	4/9/2007	208.826	0.013713				758.943	0.008191			
46	4/10/2007	211.718	0.013754				764.947	0.00788			
47	4/11/2007	209.256	-0.0117				776.812	0.015392			
48	4/12/2007	210.241	0.004696				766.556	-0.01329			
49	4/13/2007	211.382	0.005412				773.426	0.008922			
50	4/16/2007	213.585	0.010368				776.854	0.004422			
51	4/17/2007	212.89	-0.00326				781.097	0.005447			
52	4/18/2007	212.609	-0.00132				770.673	-0.01344			
53	4/19/2007	208.831	-0.01793				753.91	-0.02199			
54	4/20/2007	216.343	0.03534				777.244	0.030481			
55	4/23/2007	218.928	0.011878				784.512	0.009308			
56	4/24/2007	215.825	-0.01428				780.965	-0.00453			
57	4/25/2007	217.635	0.008351				783.61	0.003381			
58	4/26/2007	218.07	0.001997				803.435	0.024985			
59	4/27/2007	218.732	0.003031				803.575	0.000174			
60	4/30/2007	213.778	-0.02291				788.215	-0.0193			
61	5/1/2007	214.928	0.005365				779.576	-0.01102			
62	5/2/2007	215.837	0.00422				773.426	-0.00792			
63	5/3/2007	216.787	0.004392				777.791	0.005628			
64	5/4/2007	217.318	0.002446				780.377	0.003319			
65	5/7/2007	218.918	0.007336				775.669	-0.00605			
66	5/8/2007	217.762	-0.00529				762.297	-0.01739			
67	5/9/2007	220.723	0.013506				759.274	-0.00397			
68	5/10/2007	222.904	0.009833				759.083	-0.00025			
69	5/11/2007	220.698	-0.00995				744.591	-0.01928			
70	5/14/2007	222.357	0.007489				753.649	0.012092			
71	5/15/2007	223.923	0.007018				749.773	-0.00516			
72	5/16/2007	228.021	0.018135				753.533	0.005002			
73	5/21/2007	229.847	0.007976				748.995	-0.00604			
74	5/22/2007	228.432	-0.00618				745.795	-0.00428			
75	5/23/2007	230.595	0.009424				760.516	0.019546			
76	5/24/2007	226.401	-0.01836				759.534	-0.00129			

No	Date	JAKFIN Index					JAKINFR Index				
		PX_LAST	Return	Stdev	Alpha	VaR	PX_LAST	Return	Stdev	Alpha	VaR
77	5/25/2007	223.307	-0.01376				757.772	-0.00232			
78	5/28/2007	225.912	0.011598				757.559	-0.00028			
79	5/29/2007	222.746	-0.01411				744.679	-0.01715			
80	5/30/2007	221.029	-0.00774				744.629	-6.7E-05			
81	5/31/2007	226.403	0.024023				753.213	0.011462			
82	6/4/2007	229.617	0.014096				760.341	0.009419			
83	6/5/2007	229.703	0.000374				751.861	-0.01122			
84	6/6/2007	230.562	0.003733				753.171	0.001741			
85	6/7/2007	229.463	-0.00478				755.52	0.003114			
86	6/8/2007	223.962	-0.02427				744.624	-0.01453			
87	6/11/2007	224.732	0.003432				747.856	0.004331			
88	6/12/2007	226.692	0.008684				759.495	0.015443			
89	6/13/2007	225.751	-0.00416				749.693	-0.01299			
90	6/14/2007	225.663	-0.00039				754.971	0.007016			
91	6/15/2007	226.094	0.001908				752.956	-0.00267			
92	6/18/2007	228.305	0.009732				747.951	-0.00667			
93	6/19/2007	228.33	0.000109				750.056	0.00281			
94	6/20/2007	228.271	-0.00026				753.716	0.004868			
95	6/21/2007	227.835	-0.00191				750.523	-0.00425			
96	6/22/2007	226.439	-0.00615				747.437	-0.00412			
97	6/25/2007	223.971	-0.01096				750.887	0.004605			
98	6/26/2007	223.222	-0.00335				757.371	0.008598			
99	6/27/2007	221.535	-0.00759				750.859	-0.00864			
100	6/28/2007	220.068	-0.00664				743.888	-0.00933			
101	6/29/2007	223.136	0.013845				750.432	0.008759			
102	7/2/2007	226.916	0.016798	0.012657	1.65	0.020884	756.323	0.007819	0.012501	1.65	0.020626
103	7/3/2007	232.439	0.024048	0.012683	1.65	0.020926	759.12	0.003691	0.012516	1.65	0.020652
104	7/4/2007	232.244	-0.00084	0.012871	1.65	0.021237	774.107	0.01955	0.012497	1.65	0.02062
105	7/5/2007	233.877	0.007007	0.012872	1.65	0.021239	784.772	0.013683	0.01262	1.65	0.020823
106	7/6/2007	232.904	-0.00417	0.012687	1.65	0.020933	775.008	-0.01252	0.01266	1.65	0.02089
107	7/9/2007	241.472	0.036127	0.012545	1.65	0.020699	786.377	0.014563	0.012646	1.65	0.020866
108	7/10/2007	245.166	0.015182	0.013004	1.65	0.021457	794.137	0.00982	0.012693	1.65	0.020943
109	7/11/2007	241.386	-0.01554	0.013064	1.65	0.021555	798.921	0.006006	0.012661	1.65	0.02089
110	7/12/2007	241.415	0.00012	0.013097	1.65	0.02161	812.549	0.016914	0.012512	1.65	0.020645
111	7/13/2007	240.471	-0.00392	0.012971	1.65	0.021402	839.075	0.032124	0.012445	1.65	0.020534
112	7/16/2007	238.453	-0.00843	0.012959	1.65	0.021382	838.398	-0.00081	0.012801	1.65	0.021121
113	7/17/2007	242.84	0.018231	0.012997	1.65	0.021444	831.267	-0.00854	0.012803	1.65	0.021125
114	7/18/2007	243.9	0.004356	0.0131	1.65	0.021615	813.208	-0.02196	0.012843	1.65	0.021191
115	7/19/2007	246.47	0.010482	0.013098	1.65	0.021612	834.219	0.025509	0.013047	1.65	0.021528
116	7/20/2007	250.792	0.017384	0.012971	1.65	0.021402	835.887	0.001997	0.013266	1.65	0.021889
117	7/23/2007	254.296	0.013875	0.013008	1.65	0.021462	823.657	-0.01474	0.013101	1.65	0.021616
118	7/24/2007	259.021	0.01841	0.012979	1.65	0.021415	823.538	-0.00014	0.013185	1.65	0.021755
119	7/25/2007	258.278	-0.00287	0.013024	1.65	0.021489	819.206	-0.00527	0.013097	1.65	0.021609
120	7/26/2007	252.654	-0.02202	0.012947	1.65	0.021362	804.297	-0.01837	0.012949	1.65	0.021365
121	7/27/2007	244.845	-0.0314	0.013173	1.65	0.021736	782.351	-0.02767	0.012902	1.65	0.021288
122	7/30/2007	242.841	-0.00822	0.013594	1.65	0.022429	795.244	0.016345	0.013204	1.65	0.021786
123	7/31/2007	249.49	0.027012	0.013147	1.65	0.021693	826.164	0.038144	0.012611	1.65	0.020808
124	8/1/2007	239.042	-0.04278	0.013188	1.65	0.021761	795.776	-0.03748	0.012973	1.65	0.021405
125	8/2/2007	240.296	0.005232	0.013942	1.65	0.023004	811.841	0.019987	0.013555	1.65	0.022365
126	8/3/2007	240.157	-0.00058	0.013878	1.65	0.022899	817.098	0.006455	0.013626	1.65	0.022483
127	8/6/2007	232.496	-0.03242	0.013871	1.65	0.022888	790.554	-0.03303	0.0136	1.65	0.022439
128	8/7/2007	230.959	-0.00663	0.014124	1.65	0.023304	793.445	0.00365	0.013925	1.65	0.022976
129	8/8/2007	239.763	0.037411	0.014146	1.65	0.023341	827.23	0.041699	0.013927	1.65	0.022979
130	8/9/2007	237.287	-0.01038	0.014355	1.65	0.023685	817.267	-0.01212	0.01432	1.65	0.023628
131	8/10/2007	232.186	-0.02173	0.014409	1.65	0.023775	813.094	-0.00512	0.014329	1.65	0.023643
132	8/13/2007	231.781	-0.00175	0.0146	1.65	0.024091	816.216	0.003832	0.014323	1.65	0.023633
133	8/14/2007	226.17	-0.02451	0.014594	1.65	0.02408	808.049	-0.01006	0.01428	1.65	0.023562
134	8/15/2007	212.049	-0.06447	0.014781	1.65	0.024389	755.839	-0.06679	0.01425	1.65	0.023513
135	8/16/2007	200.978	-0.05362	0.016112	1.840818	0.029658	724.236	-0.04271	0.01563	1.829853	0.028601
136	8/20/2007	212.813	0.057218	0.017001	1.881394	0.031985	778.072	0.071702	0.016205	1.840718	0.02983
137	8/21/2007	207.692	-0.02436	0.017932	1.780398	0.031926	752.389	-0.03357	0.01768	1.633428	0.028879
138	8/22/2007	214.568	0.03257	0.018106	1.771595	0.032076	778.515	0.034135	0.018003	1.6359	0.029451
139	8/23/2007	221.978	0.033952	0.018366	1.769812	0.032504	783.826	0.006799	0.018282	1.638652	0.029958
140	8/24/2007	225.125	0.014078	0.018656	1.765362	0.032934	801.037	0.02172	0.018292	1.641147	0.03002
141	8/27/2007	230.608	0.024063	0.018686	1.76665	0.033012	810.24	0.011423	0.018387	1.642746	0.030205
142	8/28/2007	229.846	-0.00331	0.018756	1.765065	0.033106	800.536	-0.01205	0.018411	1.644978	0.030286
143	8/29/2007	226.254	-0.01575	0.018471	1.768998	0.032676	788.939	-0.01459	0.01841	1.634822	0.030097
144	8/30/2007	227.437	0.005215	0.018499	1.757696	0.032515	796.711	0.009803	0.018344	1.623666	0.029785
145	8/31/2007	234.418	0.030233	0.018349	1.767357	0.032429	806.308	0.011974	0.018334	1.632271	0.029926
146	9/3/2007	234.315	-0.00044	0.018538	1.761019	0.032645	824.701	0.022555	0.018354	1.633621	0.029983
147	9/4/2007	232.823	-0.00639	0.018495	1.756078	0.032478	825.645	0.001144	0.018471	1.636095	0.03022
148	9/5/2007	233.756	0.003999	0.018465	1.758309	0.032468	815.6	-0.01224	0.018411	1.630727	0.030024
149	9/6/2007	232.981	-0.00332	0.018464	1.758015	0.03246	813.264	-0.00287	0.018404	1.630933	0.030015
150	9/7/2007	235.318	0.009981	0.018464	1.754	0.032386	824.778	0.014058	0.018388	1.625621	0.029891
151	9/10/2007	230.937	-0.01879	0.018482	1.753897	0.032381	808.72	-0.01959	0.018434	1.629197	0.030032
152	9/11/2007	230.632	-0.00132	0.018563	1.748449	0.032457	803.551	-0.00648	0.018537	1.621667	0.030061

No	Date	JAKFIN Index					JAKINFR Index				
		PX_LAST	Return	Stdev	Alpha	VaR	PX_LAST	Return	Stdev	Alpha	VaR
153	9/12/2007	231.658	0.004439	0.018563	1.748448	0.032457	807.412	0.004793	0.018498	1.623681	0.030034
154	9/13/2007	232.572	0.003938	0.018469	1.757368	0.032458	805.301	-0.00262	0.018363	1.63039	0.029939
155	9/14/2007	233.68	0.004753	0.018144	1.76794	0.032078	803.368	-0.0024	0.018117	1.626746	0.029473
156	9/17/2007	232.789	-0.00382	0.018114	1.765777	0.031986	805.559	0.002724	0.018097	1.621428	0.029343
157	9/18/2007	233.387	0.002566	0.018057	1.770285	0.031966	807.043	0.001841	0.018092	1.624816	0.029396
158	9/19/2007	241.792	0.03538	0.018042	1.76803	0.031899	838.584	0.038338	0.01809	1.624083	0.02938
159	9/20/2007	242.403	0.002524	0.018372	1.757908	0.032296	821.687	-0.02036	0.018322	1.612406	0.029542
160	9/21/2007	244.869	0.010122	0.018371	1.75768	0.032291	832.426	0.012985	0.018439	1.607655	0.029644
161	9/24/2007	250.398	0.022328	0.018233	1.768875	0.032252	823.643	-0.01061	0.018377	1.617958	0.029733
162	9/25/2007	247.498	-0.01165	0.018349	1.770314	0.032484	817.329	-0.0077	0.018374	1.618064	0.029731
163	9/26/2007	251.919	0.017705	0.018394	1.763045	0.03243	834.133	0.020351	0.018373	1.618143	0.02973
164	9/27/2007	251.781	-0.00055	0.018465	1.765997	0.032608	838.39	0.005091	0.018473	1.622027	0.029964
165	9/28/2007	246.494	-0.02122	0.018465	1.764581	0.032584	853.051	0.017336	0.018476	1.622842	0.029984
166	10/1/2007	250.461	0.015966	0.018594	1.754312	0.03262	890.037	0.042444	0.018538	1.63179	0.03025
167	10/2/2007	256.783	0.024928	0.018641	1.761828	0.032842	915.965	0.028715	0.018902	1.626739	0.030748
168	10/3/2007	256.493	-0.00113	0.01875	1.760177	0.033004	908.526	-0.00815	0.019087	1.633763	0.031184
169	10/4/2007	261.217	0.01825	0.018733	1.755677	0.03289	919.48	0.011985	0.019112	1.630665	0.031166
170	10/5/2007	262.381	0.004446	0.018773	1.765261	0.033139	945.642	0.028056	0.01902	1.640197	0.031196
171	10/8/2007	268.753	0.023995	0.018766	1.764065	0.033104	948.139	0.002637	0.019171	1.640821	0.031456
172	10/9/2007	269.772	0.003784	0.018891	1.764834	0.03334	948.63	0.000518	0.019156	1.644152	0.031495
173	10/10/2007	273.61	0.014127	0.018821	1.761428	0.033151	950.735	0.002217	0.019155	1.642135	0.031455
174	10/11/2007	275.22	0.005867	0.018851	1.762977	0.033235	967.251	0.017223	0.019136	1.645605	0.031491
175	10/17/2007	270.825	-0.0161	0.018839	1.76849	0.033316	945.081	-0.02319	0.019181	1.653869	0.031724
176	10/18/2007	264.361	-0.02416	0.018908	1.758193	0.033244	946.07	0.001046	0.019276	1.643578	0.031681
177	10/19/2007	257.318	-0.027	0.018979	1.758243	0.033369	921.927	-0.02585	0.019273	1.644609	0.031697
178	10/22/2007	247.328	-0.0396	0.019132	1.757862	0.033632	884.532	-0.04141	0.019471	1.642986	0.031991
179	10/23/2007	257.071	0.038637	0.019538	1.755973	0.034308	931.256	0.051476	0.019948	1.655573	0.033025
180	10/24/2007	255.187	-0.00736	0.019838	1.752939	0.034775	911.503	-0.02144	0.020471	1.639687	0.033567
181	10/25/2007	264.786	0.036925	0.019836	1.753098	0.034775	936.894	0.027475	0.020607	1.635327	0.033699
182	10/26/2007	267.203	0.009087	0.020026	1.743738	0.034919	941.161	0.004544	0.020743	1.637186	0.03396
183	10/29/2007	271.008	0.01414	0.02	1.742489	0.03485	943.115	0.002074	0.020731	1.635249	0.033901
184	10/30/2007	272.133	0.004143	0.02004	1.747161	0.035012	918.454	-0.0265	0.020687	1.639933	0.033926
185	10/31/2007	268.574	-0.01316	0.02004	1.747329	0.035017	886.645	-0.03525	0.020886	1.636126	0.034173
186	11/1/2007	274.56	0.022043	0.020085	1.744142	0.035031	906.497	0.022143	0.021215	1.63686	0.034726
187	11/2/2007	271.779	-0.01018	0.020017	1.755748	0.035144	917.133	0.011665	0.02125	1.647957	0.03502
188	11/5/2007	265.864	-0.022	0.020053	1.749954	0.035092	901.856	-0.0168	0.021271	1.650675	0.035112
189	11/6/2007	266.225	0.001357	0.020183	1.65	0.033302	912.009	0.011195	0.02131	1.65	0.035162
190	11/7/2007	266.56	0.001258	0.020175	1.65	0.033288	928.406	0.017819	0.021279	1.648888	0.035087
191	11/8/2007	258.699	-0.02993	0.020174	1.65	0.033286	912.903	-0.01684	0.021332	1.65	0.035198
192	11/9/2007	259.401	0.00271	0.020419	1.65	0.033692	911.668	-0.00135	0.021411	1.65	0.035328
193	11/12/2007	254.477	-0.01916	0.020402	1.65	0.033664	903.207	-0.00932	0.021396	1.65	0.035304
194	11/13/2007	261.346	0.026635	0.020504	1.65	0.033832	906.489	0.003627	0.021426	1.65	0.035352
195	11/14/2007	269.17	0.029498	0.020662	1.65	0.034093	892.633	-0.0154	0.021424	1.65	0.03535
196	11/15/2007	265.555	-0.01352	0.02085	1.65	0.034403	906.343	0.015242	0.021485	1.65	0.035451
197	11/16/2007	261.172	-0.01664	0.020891	1.65	0.03447	894.451	-0.01321	0.021519	1.65	0.035507
198	11/19/2007	262.974	0.006876	0.020933	1.65	0.03454	884.539	-0.01114	0.021571	1.65	0.035591
199	11/20/2007	258.762	-0.01615	0.020934	1.65	0.034541	864.431	-0.023	0.021598	1.65	0.035636
200	11/21/2007	250.069	-0.03417	0.02099	1.65	0.034633	864.352	-9.1E-05	0.021713	1.65	0.035827
201	11/22/2007	253.319	0.012913	0.021277	1.65	0.035107	874.478	0.011647	0.021687	1.65	0.035783
202	11/23/2007	251.374	-0.00771	0.021271	1.65	0.035098	866.487	-0.00918	0.021699	1.65	0.035803
203	11/26/2007	254.921	0.014012	0.021232	1.65	0.035032	880.181	0.01568	0.021715	1.65	0.03583
204	11/27/2007	251.768	-0.01245	0.021145	1.65	0.03489	867.057	-0.01502	0.021761	1.65	0.035906
205	11/28/2007	254.461	0.01064	0.021187	1.65	0.034958	879.216	0.013926	0.021746	1.65	0.035881
206	11/29/2007	259.648	0.020179	0.021201	1.65	0.034981	900.971	0.024442	0.021747	1.65	0.035883
207	11/30/2007	260.238	0.00227	0.021282	1.65	0.035116	881.867	-0.02143	0.021827	1.65	0.036015
208	12/3/2007	265.431	0.019758	0.020986	1.65	0.034628	898.523	0.018711	0.021906	1.65	0.036145
209	12/4/2007	265.676	0.000923	0.021023	1.65	0.034688	896.496	-0.00226	0.02196	1.65	0.036234
210	12/5/2007	267.182	0.005653	0.020958	1.65	0.034581	916	0.021523	0.021957	1.65	0.036229
211	12/6/2007	270.003	0.010503	0.020963	1.65	0.03459	926.208	0.011082	0.021995	1.65	0.036292
212	12/7/2007	266.556	-0.01285	0.020979	1.65	0.034615	921.593	-0.005	0.021796	1.65	0.035964
213	12/10/2007	269.467	0.010862	0.021004	1.65	0.034656	931.067	0.010228	0.021804	1.65	0.035976
214	12/11/2007	270.941	0.005455	0.020956	1.65	0.034578	939.912	0.009455	0.021802	1.65	0.035973
215	12/12/2007	268.754	-0.0081	0.020958	1.65	0.034581	933.123	-0.00725	0.021692	1.65	0.035792
216	12/13/2007	266.207	-0.00952	0.020956	1.65	0.034577	911.794	-0.02312	0.021572	1.65	0.035594
217	12/14/2007	263.758	-0.00924	0.020915	1.65	0.034509	899.202	-0.01391	0.021707	1.65	0.035817
218	12/17/2007	256.387	-0.02834	0.020894	1.65	0.034475	868.6	-0.03462	0.021702	1.65	0.035808
219	12/18/2007	251.566	-0.01898	0.021009	1.65	0.034665	859.847	-0.01013	0.02199	1.65	0.036283
220	12/19/2007	252.615	0.004161	0.021092	1.65	0.034802	861.466	0.001881	0.022008	1.65	0.036314
221	12/26/2007	259.688	0.027614	0.020981	1.65	0.034619	873.183	0.01351	0.021926	1.65	0.036178
222	12/27/2007	261.883	0.008417	0.020919	1.65	0.034517	871.414	-0.00203	0.021774	1.65	0.035928
223	12/28/2007	260.568	-0.00503	0.020915	1.65	0.034509	874.065	0.003038	0.021722	1.65	0.035841
224	1/2/2008	259.463	-0.00425	0.020753	1.65	0.034243	865.657	-0.00967	0.021395	1.65	0.035302
225	1/3/2008	254.005	-0.02126	0.020295	1.65	0.033487	858.827	-0.00792	0.021074	1.624982	0.034245
226	1/4/2008	257.811	0.014873	0.02041	1.65	0.033676	866.995	0.009466	0.021003	1.615642	0.033933
227	1/7/2008	256.82	[illegible]	0.02041	[illegible]	[illegible]	870.52	0.012086	0.021013	1.616778	0.033974
228	1/8/2008	257.343	0.002034	0.02019	1.65	0.033314	876.227	-0.00149	0.020767	1.62153	0.033675

No	Date	JAKFIN Index					JAKINFR Index				
		PX_LAST	Return	Stdev	Alpha	VaR	PX_LAST	Return	Stdev	Alpha	VaR
229	1/9/2008	262.038	0.01808	0.020176	1.65	0.03329	864.416	-0.01357	0.020767	1.619397	0.03363
230	1/14/2008	258.296	-0.01438	0.019915	1.65	0.03286	843.044	-0.02503	0.020405	1.618485	0.033025
231	1/15/2008	251.669	-0.02599	0.019942	1.65	0.032904	799.777	-0.05269	0.020526	1.618495	0.033221
232	1/16/2008	242.9	-0.03546	0.019995	1.65	0.032992	760.129	-0.05084	0.021193	1.647471	0.034915
233	1/17/2008	246.846	0.016115	0.02032	1.65	0.033528	778.523	0.02391	0.021786	1.65	0.035947
234	1/18/2008	243.448	-0.01386	0.020222	1.65	0.033366	771.093	-0.00959	0.021904	1.65	0.036141
235	1/21/2008	232.936	-0.04414	0.019176	1.65	0.03164	739.116	-0.04235	0.020874	1.65	0.034442
236	1/22/2008	218.289	-0.06494	0.018923	1.65	0.031223	675.59	-0.08987	0.020867	1.65	0.03443
237	1/23/2008	232.252	0.062003	0.019229	1.65	0.031727	734.08	0.083032	0.02152	1.863907	0.040111
238	1/24/2008	239.018	0.028716	0.020035	1.65	0.033057	752.475	0.02475	0.022876	1.717539	0.03929
239	1/25/2008	247.49	0.034831	0.019977	1.65	0.032962	784.966	0.042273	0.022752	1.721266	0.039163
240	1/28/2008	242.164	-0.02175	0.019992	1.65	0.032987	765.256	-0.02543	0.023138	1.712913	0.039633
241	1/29/2008	244.072	0.007848	0.020078	1.65	0.033128	760.973	-0.00561	0.023172	1.701279	0.039421
242	1/30/2008	242.456	-0.00664	0.019953	1.65	0.032922	760.267	-0.00093	0.023146	1.695505	0.039244
243	1/31/2008	244.619	0.008882	0.019962	1.65	0.032937	775.131	0.019362	0.023117	1.699487	0.039288
244	2/1/2008	243.734	-0.00362	0.019911	1.65	0.032853	777.837	0.003485	0.023158	1.709423	0.039586
245	2/4/2008	249.282	0.022507	0.01991	1.65	0.032852	798.588	0.026328	0.023139	1.707427	0.039508
246	2/5/2008	248.95	-0.00133	0.019809	1.65	0.032686	808.827	0.01274	0.02326	1.707958	0.039726
247	2/6/2008	244.596	-0.01764	0.01981	1.65	0.032687	787.528	-0.02669	0.023184	1.707089	0.039577
248	2/11/2008	239.462	-0.02121	0.019882	1.65	0.032805	772.639	-0.01909	0.023334	1.699934	0.039666
249	2/12/2008	236.725	-0.0115	0.019997	1.65	0.032995	783.9	0.01447	0.023379	1.698211	0.039702
250	2/13/2008	237.403	0.00286	0.020028	1.65	0.033046	793.555	0.012241	0.023426	1.703559	0.039907
251	2/14/2008	243.391	0.02491	0.020006	1.65	0.033009	802.125	0.010742	0.023415	1.703187	0.03988
252	2/15/2008	245.616	0.0091	0.020066	1.65	0.033109	806.244	0.005122	0.02336	1.712868	0.040013
253	2/18/2008	245.363	-0.00103	0.020084	1.65	0.033138	800.05	-0.00771	0.023357	1.717104	0.040106
254	2/19/2008	249.279	0.015834	0.02008	1.65	0.033133	808.954	0.011068	0.023365	1.712535	0.040013
255	2/20/2008	247.164	-0.00852	0.020136	1.65	0.033224	808.612	-0.00042	0.02339	1.717078	0.040162
256	2/21/2008	250.201	0.012213	0.020152	1.65	0.033252	819.773	0.013708	0.023388	1.717819	0.040177
257	2/22/2008	249.244	-0.00383	0.020181	1.65	0.033299	825.79	0.007313	0.023427	1.720973	0.040317
258	2/25/2008	250.463	0.004879	0.020185	1.65	0.033306	821.187	-0.00559	0.023437	1.722819	0.040378
259	2/26/2008	248.542	-0.0077	0.019883	1.65	0.032808	822.569	0.001682	0.023125	1.72245	0.039832
260	2/27/2008	248.261	-0.00113	0.019898	1.65	0.032832	822.45	-0.00014	0.023036	1.729623	0.039844
261	2/28/2008	250.786	0.010119	0.019874	1.65	0.032792	826.284	0.004651	0.022999	1.725593	0.039687
262	2/29/2008	248.468	-0.00929	0.019773	1.65	0.032626	801.597	-0.03033	0.022979	1.731232	0.039782
263	3/3/2008	243.503	-0.02018	0.019761	1.65	0.032605	776.133	-0.03228	0.023167	1.72727	0.040015
264	3/4/2008	241.484	-0.00833	0.019782	1.65	0.03264	778.061	0.002481	0.023293	1.716079	0.039973
265	3/5/2008	243.852	0.009758	0.019798	1.65	0.032667	774.853	-0.00413	0.023288	1.71519	0.039943
266	3/6/2008	242.504	-0.00554	0.019711	1.65	0.032524	793.167	0.02336	0.023218	1.70916	0.039684
267	3/10/2008	231.722	-0.04548	0.019651	1.65	0.032425	758.204	-0.04508	0.022935	1.72046	0.039458
268	3/11/2008	233.093	0.005899	0.019996	1.65	0.032993	762.222	0.005285	0.02315	1.717081	0.039751
269	3/12/2008	236.915	0.016264	0.020008	1.65	0.033013	782.127	0.025779	0.023152	1.721942	0.039867
270	3/13/2008	228.989	-0.03403	0.01999	1.65	0.032983	748.247	-0.04428	0.023276	1.721707	0.040074
271	3/14/2008	223.851	-0.02269	0.020253	1.65	0.033417	741.705	-0.00878	0.023468	1.716679	0.040286
272	3/17/2008	214.997	-0.04036	0.0202	1.65	0.03333	734.764	-0.0094	0.023471	1.712528	0.040195
273	3/18/2008	215.119	0.000567	0.020556	1.65	0.033917	754.766	0.026858	0.023479	1.708886	0.040123
274	3/19/2008	216.384	0.005863	0.020491	1.65	0.03381	766.186	0.015017	0.023658	1.710998	0.04048
275	3/24/2008	218.209	0.008399	0.020491	1.65	0.03381	768.909	0.003548	0.023641	1.710821	0.040446
276	3/25/2008	225.385	0.032357	0.020472	1.65	0.033779	777.412	0.010998	0.023554	1.719256	0.040495
277	3/26/2008	231.722	0.027728	0.020638	1.65	0.034053	777.313	-0.00013	0.023588	1.722118	0.040622
278	3/27/2008	231.734	5.18E-05	0.020683	1.65	0.034127	778.762	0.001862	0.023465	1.729673	0.040587
279	3/28/2008	233.936	0.009457	0.020313	1.65	0.033517	788.023	0.011822	0.023122	1.734709	0.04011
280	3/31/2008	232.27	-0.00715	0.01995	1.65	0.032917	781.746	-0.008	0.022541	1.762979	0.039739
281	4/1/2008	224.704	-0.03312	0.019949	1.65	0.032916	780.213	-0.00196	0.022462	1.767436	0.0397
282	4/2/2008	225.016	0.001388	0.019835	1.65	0.032728	776.346	-0.00497	0.02227	1.765499	0.039317
283	4/3/2008	217.182	-0.03544	0.019808	1.65	0.032683	751.212	-0.03291	0.022263	1.761989	0.039226
284	4/4/2008	221.885	0.021424	0.020026	1.65	0.033044	753.017	0.0024	0.022473	1.753053	0.039396
285	4/7/2008	217.794	-0.01861	0.020156	1.65	0.033257	753.837	0.001088	0.022344	1.762306	0.039377
286	4/8/2008	212.155	-0.02623	0.020194	1.65	0.033319	741.382	-0.01666	0.022091	1.770482	0.039112
287	4/9/2008	204.753	-0.03551	0.020188	1.65	0.03331	714.726	-0.03662	0.02201	1.761154	0.038764
288	4/10/2008	209.606	0.023425	0.020441	1.65	0.033728	728.114	0.018558	0.022236	1.750675	0.038928
289	4/11/2008	216.573	0.032698	0.020516	1.65	0.033851	732.362	0.005817	0.022287	1.760487	0.039236
290	4/14/2008	211.907	-0.02178	0.020811	1.65	0.034338	723.619	-0.01201	0.022261	1.759277	0.039163
291	4/15/2008	212.799	0.004201	0.020901	1.65	0.034486	729.368	0.007913	0.02219	1.751086	0.038856
292	4/16/2008	216.088	0.015338	0.020723	1.65	0.034193	732.886	0.004812	0.022166	1.759984	0.039012
293	4/17/2008	217.84	0.008075	0.02079	1.65	0.034303	735.763	0.003918	0.022177	1.762132	0.039079
294	4/18/2008	221.905	0.018489	0.020739	1.65	0.034219	726.58	-0.01256	0.022174	1.767197	0.039185
295	4/21/2008	220.441	-0.00662	0.020643	1.65	0.034061	717.289	-0.01287	0.022191	1.760969	0.039078
296	4/22/2008	215.509	-0.02263	0.020407	1.65	0.033672	706.776	-0.01477	0.022177	1.761875	0.039074
297	4/23/2008	215.735	0.001048	0.020479	1.65	0.033791	702.265	-0.0064	0.022142	1.752634	0.038807
298	4/24/2008	212.497	-0.01512	0.020429	1.65	0.033707	692.645	-0.01379	0.022119	1.755299	0.038826
299	4/25/2008	210.331	-0.01025	0.020452	1.65	0.033745	688.454	-0.00607	0.022131	1.754307	0.038825
300	4/28/2008	208.225	-0.01006	0.020419	1.65	0.033692	700.898	0.017914	0.022037	1.759949	0.038784
301	4/29/2008	213.554	0.025271	0.020177	1.65	0.033292	706.629	0.008143	0.022128	1.763424	0.039022
302	4/30/2008	215.906	0.010953	0.020306	1.65	0.033505	701.607	-0.00713	0.022109	1.762759	0.038973
303	5/2/2008	226.706	0.048811	0.020336	1.65	0.033554	711.552	0.014079	0.022104	1.763587	0.038982
304	5/5/2008	230.773	0.017781	0.020894	1.65	0.034476	722.04	0.014628	0.022091	1.763526	0.038958

No	Date	JAKFIN Index					JAKINFR Index				
		PX_LAST	Return	Stdev	Alpha	VaR	PX_LAST	Return	Stdev	Alpha	VaR
305	5/6/2008	226.196	-0.02003	0.020948	1.65	0.034565	718.214	-0.00531	0.022115	1.772916	0.039209
306	5/7/2008	222.843	-0.01493	0.021003	1.65	0.034654	716.467	-0.00244	0.02206	1.767359	0.038989
307	5/8/2008	222.198	-0.0029	0.020935	1.65	0.034543	708.027	-0.01185	0.021898	1.764512	0.038639
308	5/9/2008	220.908	-0.00582	0.020932	1.65	0.034538	708.247	0.000311	0.021834	1.767598	0.038594
309	5/12/2008	220.652	-0.00116	0.020825	1.65	0.034361	712.741	0.006325	0.021734	1.764501	0.038349
310	5/13/2008	225.612	0.02223	0.020823	1.65	0.034358	718.498	0.008045	0.021751	1.767455	0.038444
311	5/14/2008	228.939	0.014639	0.020949	1.65	0.034566	728.024	0.013171	0.021643	1.76739	0.038252
312	5/15/2008	230.567	0.007086	0.020977	1.65	0.034613	714.809	-0.01832	0.021658	1.767613	0.038282
313	5/16/2008	229.412	-0.00502	0.020965	1.65	0.034592	715.921	0.001554	0.021715	1.76252	0.038272
314	5/19/2008	230.027	0.002677	0.020931	1.65	0.034535	723.558	0.010611	0.02168	1.760167	0.038161
315	5/21/2008	225.917	-0.01803	0.020923	1.65	0.034523	725.963	0.003318	0.021687	1.760365	0.038177
316	5/22/2008	223.618	-0.01023	0.020977	1.65	0.034613	732.709	0.00925	0.02169	1.76445	0.038271
317	5/23/2008	220.426	-0.01438	0.02098	1.65	0.034617	723.646	-0.01245	0.021621	1.77552	0.038388
318	5/26/2008	217.453	-0.01358	0.021005	1.65	0.034658	706.353	-0.02419	0.021613	1.776083	0.038387
319	5/27/2008	216.171	-0.00591	0.020868	1.65	0.034432	689.074	-0.02477	0.02148	1.775741	0.038143
320	5/28/2008	218.734	0.011787	0.020799	1.65	0.034318	680.399	-0.01267	0.021585	1.77128	0.038233
321	5/29/2008	218.697	-0.00017	0.020834	1.65	0.034376	679.973	-0.00063	0.021606	1.765445	0.038144
322	5/30/2008	217.813	-0.00405	0.020627	1.65	0.034034	689.835	0.014399	0.021547	1.761876	0.037964
323	6/2/2008	218.535	0.003309	0.020603	1.65	0.033994	681.272	-0.01249	0.021613	1.766037	0.03817
324	6/3/2008	217.101	-0.00658	0.020607	1.65	0.034001	680.132	-0.00167	0.02163	1.7599	0.038067
325	6/4/2008	214.518	-0.01197	0.020611	1.65	0.034008	667.604	-0.01859	0.021618	1.763176	0.038117
326	6/5/2008	216.139	0.007528	0.020543	1.65	0.033896	688.846	0.031323	0.021672	1.759239	0.038126
327	6/6/2008	215.479	-0.00306	0.020496	1.65	0.033819	682.996	-0.00853	0.021903	1.754184	0.038422
328	6/9/2008	213.88	-0.00745	0.020495	1.65	0.033817	679.422	-0.00525	0.021863	1.74749	0.038206
329	6/10/2008	209.956	-0.01852	0.0205	1.65	0.033824	687.354	0.011607	0.021865	1.745991	0.038176
330	6/11/2008	211.672	0.00814	0.020467	1.65	0.03377	684.984	-0.00345	0.021881	1.75457	0.038392
331	6/12/2008	212.314	0.003028	0.020456	1.65	0.033752	677.406	-0.01112	0.021761	1.761575	0.038334
332	6/13/2008	213.233	0.004319	0.020317	1.65	0.033523	677.452	6.79E-05	0.021174	1.748541	0.037023
333	6/16/2008	212.244	-0.00465	0.020037	1.65	0.033061	678.38	0.001369	0.020583	1.738918	0.035792
334	6/17/2008	209.389	-0.01354	0.019962	1.65	0.032937	666.33	-0.01792	0.020428	1.736774	0.03548
335	6/18/2008	208.295	-0.00524	0.01996	1.65	0.032934	666.107	-0.00033	0.020479	1.733957	0.03551
336	6/19/2008	206.017	-0.011	0.019494	1.643541	0.03204	667.844	0.002604	0.020058	1.732791	0.034757
337	6/20/2008	201.56	-0.02187	0.018427	1.65	0.030405	670.987	0.004695	0.017942	1.45663	0.026135
338	6/23/2008	197.038	-0.02269	0.017432	1.65	0.028763	675.004	0.005969	0.015865	1.65	0.026177
339	6/24/2008	198.42	0.006989	0.017292	1.65	0.028532	676.536	0.002267	0.015668	1.65	0.025852
340	6/25/2008	199.367	0.004761	0.016914	1.65	0.027908	661.593	-0.02234	0.015048	1.812781	0.027279
341	6/26/2008	205.272	0.029189	0.016812	1.65	0.02774	658.707	-0.00437	0.015002	1.812063	0.027184
342	6/27/2008	201.687	-0.01762	0.017071	1.65	0.028167	651.621	-0.01082	0.014999	1.812834	0.02719
343	6/30/2008	203.74	0.010128	0.017138	1.65	0.028278	652.808	0.00182	0.015028	1.65	0.024796
344	7/1/2008	207.103	0.016372	0.017147	1.65	0.028292	667.859	0.022794	0.014883	1.809365	0.026929
345	7/2/2008	210.015	0.013963	0.017242	1.65	0.028449	667.987	0.000192	0.015075	1.65	0.024874
346	7/3/2008	208.207	-0.00865	0.017142	1.65	0.028284	642.881	-0.03831	0.014812	1.814384	0.026874
347	7/4/2008	208.386	0.000859	0.017156	1.65	0.028307	645.36	0.003849	0.015181	1.816694	0.027579
348	7/7/2008	208.461	0.00036	0.017083	1.65	0.028186	646.371	0.001565	0.014991	1.827981	0.027404
349	7/8/2008	210.203	0.008322	0.016968	1.65	0.027998	633.386	-0.02029	0.014895	1.838999	0.027393
350	7/9/2008	215.603	0.025365	0.016965	1.65	0.027992	635.641	0.003554	0.014918	1.827308	0.02726
351	7/10/2008	215.01	-0.00275	0.017167	1.65	0.028326	639.928	0.006722	0.014859	1.826856	0.027144
352	7/11/2008	217.819	0.01298	0.016968	1.65	0.027997	646.579	0.01034	0.014829	1.826892	0.02709
353	7/14/2008	215.564	-0.01041	0.016996	1.65	0.028043	634.091	-0.0195	0.014864	1.827253	0.02716
354	7/15/2008	208.184	-0.03484	0.017021	1.65	0.028084	612.637	-0.03442	0.014954	1.82159	0.027241
355	7/16/2008	208.024	-0.00077	0.017258	1.65	0.028476	611.916	-0.00118	0.015232	1.815761	0.027658
356	7/17/2008	208.224	0.000961	0.017245	1.65	0.028455	596.126	-0.02614	0.015231	1.815372	0.02765
357	7/18/2008	212.574	0.020676	0.01719	1.65	0.028363	596.573	0.00075	0.015316	1.65	0.025272
358	7/21/2008	218.464	0.027331	0.017335	1.65	0.028603	617.071	0.033782	0.015285	1.65	0.02522
359	7/22/2008	217.353	-0.0051	0.017564	1.65	0.02898	641.211	0.038374	0.015725	1.65	0.025946
360	7/23/2008	224.741	0.033426	0.017556	1.65	0.028968	640.121	-0.0017	0.016251	1.65	0.026814
361	7/24/2008	233.439	0.037972	0.017897	1.65	0.029531	646.603	0.010075	0.01625	1.65	0.026812
362	7/25/2008	226.297	-0.03107	0.018285	1.65	0.030169	645.585	-0.00158	0.016283	1.65	0.026867
363	7/28/2008	227.333	0.004568	0.018516	1.65	0.030551	661.662	0.024598	0.016038	1.65	0.026462
364	7/29/2008	227.129	-0.0009	0.018421	1.65	0.030395	658.526	-0.00475	0.015967	1.65	0.026346
365	7/31/2008	228.238	0.004871	0.018405	1.65	0.030368	655.312	-0.00489	0.015965	1.65	0.026342
366	8/1/2008	223.908	-0.01915	0.018384	1.65	0.030333	645.257	-0.01546	0.015966	1.65	0.026344
367	8/4/2008	225.957	0.009109	0.01847	1.65	0.030476	646.6	0.002079	0.015823	1.65	0.026107
368	8/5/2008	226.975	0.004495	0.017936	1.65	0.029594	641.98	-0.00717	0.015219	1.65	0.025111
369	8/6/2008	226.81	-0.00073	0.017931	1.65	0.029586	651.206	0.014269	0.015213	1.65	0.025101
370	8/7/2008	228.701	0.008303	0.017853	1.65	0.029458	651.482	0.000424	0.015045	1.65	0.024825
371	8/8/2008	224.771	-0.01733	0.017548	1.65	0.028954	647.645	-0.00591	0.014423	1.65	0.023797
372	8/11/2008	221.657	-0.01395	0.017486	1.65	0.028852	637.619	-0.0156	0.014411	1.65	0.023777
373	8/12/2008	216.735	-0.02246	0.017064	1.65	0.028156	611.674	-0.04154	0.014459	1.65	0.023857
374	8/13/2008	223.81	0.032122	0.017215	1.65	0.028405	602.076	-0.01582	0.014723	1.65	0.024293
375	8/14/2008	222.984	-0.0037	0.017502	1.65	0.028879	613.036	0.01804	0.014684	1.65	0.024228
376	8/15/2008	226.424	0.015309	0.017488	1.65	0.028855	607.565	-0.00896	0.014814	1.65	0.024443
377	8/19/2008	219.726	-0.03003	0.017253	1.65	0.028467	602.658	-0.00811	0.014768	1.65	0.024367
378	8/20/2008	221.281	0.007052	0.017284	1.65	0.028518	610.145	0.012347	0.014777	1.65	0.024382
379	8/21/2008	219.282	-0.00907	0.0173	1.65	0.028545	616.615	0.010548	0.014845	1.65	0.024495
380	8/22/2008	219.692	0.001868	0.017292	1.65	0.028532	636.673	0.032011	0.014834	1.65	0.024475

No	Date	JAKFIN Index					JAKINFR Index				
		PX_LAST	Return	Stdev	Alpha	VaR	PX_LAST	Return	Stdev	Alpha	VaR
381	8/25/2008	221.897	0.009987	0.017281	1.65	0.028514	637.891	0.001911	0.015217	1.65	0.025108
382	8/26/2008	218.76	-0.01424	0.016996	1.65	0.028044	630.717	-0.01131	0.015222	1.65	0.025117
383	8/27/2008	222.426	0.016619	0.017054	1.65	0.028139	637.902	0.011327	0.015248	1.65	0.025159
384	8/28/2008	222.346	-0.00036	0.016762	1.65	0.027657	642.731	0.007542	0.014984	1.65	0.024723
385	8/29/2008	224.928	0.011546	0.016625	1.65	0.027431	653.406	0.016472	0.015007	1.65	0.024761
386	9/1/2008	225.69	0.003382	0.016557	1.65	0.027319	650.577	-0.00434	0.015113	1.65	0.024936
387	9/2/2008	233.825	0.035411	0.01634	1.65	0.026962	648.766	-0.00279	0.015037	1.65	0.024812
388	9/3/2008	231.916	-0.0082	0.016296	1.65	0.026888	631.936	-0.02628	0.014609	1.65	0.024105
389	9/4/2008	228.797	-0.01354	0.016169	1.65	0.026678	615.614	-0.02617	0.014692	1.65	0.024242
390	9/5/2008	222.553	-0.02767	0.015913	1.65	0.026256	607.899	-0.01261	0.01488	1.65	0.024552
391	9/8/2008	224.344	0.008015	0.016007	1.65	0.026411	607.518	-0.00063	0.014884	1.65	0.024559
392	9/9/2008	216.757	-0.0344	0.01602	1.65	0.026433	593.238	-0.02379	0.014853	1.65	0.024507
393	9/10/2008	213.9	-0.01327	0.016325	1.65	0.026936	571.764	-0.03687	0.014998	1.65	0.024747
394	9/11/2008	210.009	-0.01836	0.016358	1.65	0.026991	570.583	-0.00207	0.015382	1.65	0.02538
395	9/12/2008	200.417	-0.04675	0.016348	1.65	0.026975	551.562	-0.0339	0.015349	1.65	0.025325
396	9/15/2008	191.68	-0.04457	0.016979	1.65	0.028016	514.862	-0.06886	0.015635	1.65	0.025797
397	9/16/2008	199.67	0.040839	0.017399	1.65	0.028708	532.113	0.032957	0.01694	1.803829	0.030557
398	9/17/2008	201.667	0.009952	0.017898	1.65	0.029532	540.26	0.015195	0.017317	1.787197	0.030949
399	9/18/2008	201.051	-0.00306	0.017871	1.65	0.029486	547.426	0.013177	0.017373	1.796345	0.031209
400	9/19/2008	211.319	0.04981	0.017845	1.65	0.029445	572.002	0.043915	0.01744	1.802097	0.031428
401	9/22/2008	214.874	0.016683	0.018512	1.65	0.030544	572.042	6.99E-05	0.017931	1.756786	0.031501
402	9/23/2008	209.179	-0.02686	0.018414	1.65	0.030382	562.216	-0.01733	0.017903	1.753917	0.0314
403	9/24/2008	211.762	0.012273	0.018575	1.65	0.030649	568.942	0.011892	0.017961	1.749712	0.031426
404	9/25/2008	210.672	-0.00516	0.017948	1.65	0.029614	572.661	0.006515	0.017942	1.749735	0.031394
405	9/26/2008	204.043	-0.03197	0.017856	1.65	0.029462	572.754	0.000162	0.017883	1.748898	0.031276
406	9/29/2008	203.366	-0.00332	0.018024	1.65	0.02974	570.913	-0.00322	0.017882	1.751541	0.031322
407	10/6/2008	194.76	-0.04324	0.017971	1.65	0.029652	536.618	-0.06195	0.017883	1.751158	0.031315
408	10/7/2008	191.933	-0.01462	0.018462	1.65	0.030462	530.451	-0.01156	0.01883	1.806	0.034008
409	10/8/2008	177.62	-0.0775	0.018505	1.65	0.030533	461.978	-0.13821	0.018848	1.800416	0.033935
410	10/13/2008	173.933	-0.02098	0.020008	1.762922	0.035273	478.282	0.034683	0.023179	2.256945	0.052313
411	10/14/2008	185.953	0.066824	0.019942	1.75307	0.03496	520.236	0.084082	0.023474	2.231219	0.052375
412	10/15/2008	177.899	-0.04428	0.02105	1.656147	0.034862	519.529	-0.00136	0.02502	2.028009	0.05074
413	10/16/2008	168.804	-0.05248	0.021447	1.657504	0.035548	497.473	-0.04338	0.024975	2.035305	0.050831
414	10/17/2008	161.009	-0.04728	0.022019	1.672163	0.036819	464.836	-0.06786	0.025291	2.017376	0.051021
415	10/20/2008	162.602	0.009845	0.022449	1.673955	0.037579	498.431	0.069781	0.02605	2.004235	0.05221
416	10/21/2008	167.675	0.030722	0.022441	1.683331	0.037776	505.977	0.015026	0.027077	1.926765	0.052171
417	10/22/2008	160.656	-0.04276	0.022686	1.65	0.037431	478.17	-0.05652	0.027111	1.926916	0.052241
418	10/23/2008	155.406	-0.03322	0.023006	1.65	0.03796	466.016	-0.02575	0.027609	1.918717	0.052973
419	10/24/2008	143.975	-0.0764	0.023179	1.65	0.038246	422.557	-0.0979	0.027621	1.918162	0.052981
420	10/27/2008	133.789	-0.07338	0.024302	1.65	0.040099	393.829	-0.07041	0.0291	1.953919	0.056859
421	10/28/2008	125.868	-0.06103	0.025216	1.760192	0.044385	370.627	-0.06072	0.02982	1.946535	0.058046
422	10/29/2008	129.113	0.025454	0.025828	1.65	0.042615	375.337	0.012628	0.030323	1.932516	0.058599
423	10/30/2008	137.391	0.062143	0.026012	1.65	0.04292	398.236	0.059221	0.030311	1.932547	0.058578
424	10/31/2008	151.79	0.099667	0.026859	1.65	0.044317	407.128	0.022083	0.030999	1.906913	0.059112
425	11/3/2008	165.053	0.083769	0.028812	1.60614	0.046276	423.112	0.038509	0.031118	1.90858	0.059391
426	11/4/2008	163.375	-0.01022	0.030092	1.567715	0.047176	430.109	0.016402	0.031391	1.909573	0.059944
427	11/5/2008	166.388	0.018274	0.030084	1.562701	0.047013	434.847	0.010956	0.031254	1.912403	0.05977
428	11/6/2008	159.111	-0.04472	0.030158	1.568468	0.047302	425.366	-0.02204	0.031291	1.916501	0.059969
429	11/7/2008	162.115	0.018704	0.030448	1.567888	0.047739	455.81	0.069126	0.03134	1.911123	0.059894
430	11/10/2008	163.863	0.010725	0.030483	1.57731	0.048081	457.168	0.002975	0.032159	1.8723	0.060211
431	11/11/2008	163.437	-0.0026	0.030493	1.578002	0.048119	455.989	-0.00258	0.032167	1.873839	0.060275
432	11/12/2008	164.175	0.004505	0.030488	1.576384	0.048061	449.341	-0.01469	0.032159	1.876266	0.060339
433	11/13/2008	155.111	-0.05679	0.030489	1.576437	0.048063	424.371	-0.05717	0.032174	1.872091	0.060233
434	11/14/2008	156.554	0.00926	0.030966	1.580817	0.048951	429.981	0.013133	0.032603	1.860474	0.060658
435	11/17/2008	151.776	-0.031	0.030972	1.586936	0.049151	428.687	-0.00301	0.032624	1.867646	0.06093
436	11/18/2008	144.848	-0.04672	0.031099	1.65	0.051313	403.563	-0.06039	0.032622	1.866985	0.060904
437	11/19/2008	144.039	-0.0056	0.031393	1.65	0.051799	402.878	-0.0017	0.03309	1.855568	0.0614
438	11/20/2008	138.216	-0.04127	0.03134	1.65	0.05171	410.79	0.019448	0.033077	1.854205	0.061332
439	11/21/2008	134	-0.03098	0.03151	1.65	0.051991	408.325	-0.00602	0.03315	1.855304	0.061503
440	11/24/2008	136.241	0.016586	0.03161	1.65	0.052157	412.54	0.01027	0.033142	1.853318	0.061423
441	11/25/2008	137.382	0.00834	0.031665	1.65	0.052247	406.698	-0.01426	0.033131	1.861344	0.061668
442	11/26/2008	142.807	0.038729	0.031514	1.65	0.051998	423.012	0.03933	0.033144	1.858569	0.061601
443	11/27/2008	148.458	0.038808	0.031771	1.65	0.052422	419.337	-0.00873	0.033431	1.859506	0.062165
444	11/28/2008	150.898	0.016302	0.032023	1.65	0.052838	438.084	0.043736	0.033428	1.856856	0.062071
445	12/1/2008	147.55	-0.02244	0.032023	1.65	0.052838	441.128	0.006924	0.033665	1.850909	0.062311
446	12/2/2008	144.401	-0.02157	0.032033	1.65	0.052854	429.279	-0.02723	0.033681	1.852261	0.062385
447	12/3/2008	145.322	0.006358	0.03208	1.65	0.052932	430.426	0.002668	0.033585	1.854725	0.062291
448	12/4/2008	150.475	0.034845	0.032092	1.65	0.052953	432.84	0.005593	0.033583	1.854482	0.062278
449	12/5/2008	150.304	-0.00114	0.03232	1.65	0.053328	438.507	0.013008	0.033592	1.855296	0.062323
450	12/9/2008	158.468	0.052893	0.0323	1.65	0.053294	477.27	0.084707	0.033594	1.86313	0.06259
451	12/10/2008	163.643	0.032135	0.032662	1.65	0.053892	499.891	0.046308	0.034731	1.815094	0.06304
452	12/11/2008	166.408	0.016755	0.032851	1.65	0.054205	487.607	-0.02488	0.035066	1.812211	0.063546
453	12/12/2008	155.83	-0.06568	0.032872	1.65	0.054238	475.236	-0.0257	0.035112	1.803779	0.063335
454	12/15/2008	172.915	0.104034	0.033462	1.65	0.055212	519.216	0.088508	0.035148	1.802284	0.063346
455	12/16/2008	172.362	-0.0032	0.034985	1.65	0.057725	500.967	-0.03578	0.036168	1.770228	0.064026
456	12/17/2008	176.247	0.02229	0.034985	1.65	0.057725	509.691	0.017264	0.036329	1.762812	0.064041

No	Date	JAKFIN Index					JAKINFR Index				
		PX_LAST	Return	Stdev	Alpha	VaR	PX_LAST	Return	Stdev	Alpha	VaR
457	12/18/2008	173.924	-0.01327	0.035067	1.65	0.057861	495.517	-0.0282	0.036297	1.77217	0.064324
458	12/19/2008	174.85	0.00531	0.035013	1.65	0.057772	490.107	-0.01098	0.036394	1.765456	0.064251
459	12/22/2008	174.577	-0.00156	0.034896	1.65	0.057578	488.595	-0.00309	0.036226	1.759194	0.063728
460	12/23/2008	173.184	-0.00801	0.034895	1.65	0.057576	491.007	0.004924	0.035992	1.755571	0.063186
461	12/24/2008	171.698	-0.00862	0.034713	1.65	0.057276	484.001	-0.01437	0.036	1.757066	0.063254
462	12/26/2008	173.271	0.00912	0.034475	1.525514	0.052592	484.23	0.000473	0.035996	1.751455	0.063045
463	12/30/2008	176.334	0.017523	0.034379	1.532889	0.052699	490.349	0.012557	0.035997	1.751934	0.063064
464	1/5/2009	186.306	0.055011	0.034431	1.65	0.056811	513.907	0.046925	0.035924	1.750726	0.062893
465	1/6/2009	185.713	-0.00319	0.034909	1.65	0.057599	511.51	-0.00468	0.036269	1.752616	0.063565
466	1/7/2009	182.43	-0.01784	0.034902	1.65	0.057588	493.017	-0.03682	0.036269	1.752669	0.063567
467	1/8/2009	176.175	-0.03489	0.034896	1.65	0.057578	502.95	0.019947	0.036408	1.748726	0.063668
468	1/9/2009	174.893	-0.0073	0.035031	1.65	0.0578	512.393	0.018601	0.036476	1.751729	0.063896
469	1/12/2009	173.039	-0.01066	0.035027	1.65	0.057794	506.801	-0.01097	0.036534	1.756786	0.064182
470	1/13/2009	176.461	0.019583	0.035035	1.65	0.057808	495.645	-0.02226	0.036505	1.751357	0.063934
471	1/14/2009	173.605	-0.01632	0.035089	1.65	0.057897	504.094	0.016903	0.036558	1.746015	0.06383
472	1/15/2009	168.531	-0.02966	0.035085	1.65	0.05789	480.461	-0.04802	0.036609	1.750555	0.064085
473	1/16/2009	171.395	0.016851	0.035172	1.65	0.058033	488.408	0.016405	0.036868	1.746186	0.064379
474	1/19/2009	169.417	-0.01161	0.035169	1.65	0.058028	483.1	-0.01093	0.036709	1.757273	0.064507
475	1/20/2009	168.476	-0.00557	0.035007	1.65	0.057762	483.377	0.000573	0.036694	1.758449	0.064524
476	1/21/2009	161.506	-0.04225	0.035008	1.65	0.057764	468.678	-0.03088	0.036638	1.755309	0.064311
477	1/22/2009	161.465	-0.00025	0.03518	1.65	0.058047	480.433	0.024772	0.036743	1.750588	0.064322
478	1/23/2009	158.743	-0.017	0.035078	1.65	0.057879	481.158	0.001508	0.03684	1.756316	0.064703
479	1/27/2009	160.166	0.008924	0.035091	1.65	0.057899	484.985	0.007922	0.036813	1.754185	0.064577
480	1/28/2009	158.641	-0.00957	0.035107	1.65	0.057926	476.057	-0.01858	0.036805	1.753701	0.064544
481	1/29/2009	161.722	0.019235	0.035109	1.65	0.05793	474.061	-0.0042	0.036674	1.745526	0.064016
482	1/30/2009	161.237	-0.003	0.035156	1.65	0.058008	481.303	0.015161	0.036671	1.744114	0.063959
483	2/2/2009	158.812	-0.01515	0.035139	1.65	0.057979	466.111	-0.03207	0.036706	1.749704	0.064224
484	2/3/2009	159.21	0.002503	0.035103	1.65	0.057919	459.237	-0.01486	0.036795	1.740417	0.064038
485	2/4/2009	160.32	0.006948	0.035106	1.65	0.057925	474.58	0.032864	0.036797	1.735295	0.063854
486	2/5/2009	159.109	-0.00758	0.03509	1.65	0.057898	482.24	0.016012	0.036923	1.73597	0.064097
487	2/6/2009	160.674	0.009788	0.035085	1.514207	0.053126	485.81	0.007376	0.036973	1.739979	0.064331
488	2/9/2009	158.937	-0.01087	0.034891	1.509453	0.052667	483.334	-0.00511	0.036987	1.742187	0.064438
489	2/10/2009	154.592	-0.02772	0.034896	1.508863	0.052653	484.42	0.002244	0.036912	1.746973	0.064485
490	2/11/2009	152.179	-0.01573	0.034965	1.507056	0.052694	483.138	-0.00265	0.036839	1.753467	0.064596
491	2/12/2009	154.149	0.012862	0.034903	1.508454	0.05265	483.362	0.000464	0.036825	1.755868	0.064659
492	2/13/2009	155.597	0.00935	0.034923	1.509694	0.052723	487.233	0.007977	0.036825	1.756117	0.064669
493	2/16/2009	156.652	0.006757	0.034809	1.517046	0.052807	485.913	-0.00271	0.036775	1.763385	0.064848
494	2/17/2009	152.866	-0.02447	0.034809	1.521884	0.052975	477.198	-0.0181	0.036606	1.770515	0.064811
495	2/18/2009	156.438	0.023098	0.034841	1.521151	0.052999	478.23	0.00216	0.036643	1.766628	0.064734
496	2/19/2009	157.325	0.005654	0.034658	1.65	0.057186	468.051	-0.02151	0.036501	1.774559	0.064772
497	2/20/2009	151.884	-0.0352	0.034405	1.534068	0.05278	457.043	-0.0238	0.03592	1.773341	0.063698
498	2/23/2009	151.941	0.000375	0.034289	1.522016	0.052189	470.798	0.029652	0.035827	1.763816	0.063192
499	2/24/2009	149.048	-0.01922	0.034267	1.519491	0.052068	465.212	-0.01194	0.035924	1.764768	0.063397
500	2/25/2009	148.844	-0.00137	0.034306	1.516178	0.052014	465.495	0.000608	0.035909	1.759127	0.063168
501	2/26/2009	147.48	-0.00921	0.03389	1.509133	0.051144	459.316	-0.01336	0.035614	1.757427	0.062589
502	2/27/2009	145.945	-0.01046	0.033833	1.502431	0.050831	453.233	-0.01333	0.035631	1.754102	0.062501
503	3/2/2009	142.587	-0.02328	0.033759	1.50476	0.0508	444.311	-0.01988	0.035616	1.755069	0.062509
504	3/3/2009	145.309	0.01891	0.033778	1.496764	0.050557	446.294	0.004453	0.035631	1.747754	0.062275
505	3/4/2009	151.333	0.04062	0.033855	1.503064	0.050886	452.672	0.01419	0.035627	1.747316	0.062251
506	3/5/2009	150.29	-0.00692	0.034021	1.515555	0.05156	457.023	0.009566	0.035665	1.750112	0.062418
507	3/6/2009	149.818	-0.00315	0.034023	1.514672	0.051533	457.031	1.75E-05	0.035685	1.752938	0.062553
508	3/10/2009	153.407	0.023673	0.033779	1.517083	0.051246	457.537	0.001107	0.035171	1.758491	0.061849
509	3/11/2009	156.518	0.020076	0.033859	1.526314	0.05168	462.544	0.010884	0.035158	1.761666	0.061937
510	3/12/2009	153.942	-0.0166	0.033065	1.507475	0.049845	465.09	0.005489	0.03235	1.613043	0.052182
511	3/13/2009	156.41	0.015905	0.033042	1.507991	0.049826	472.153	0.015072	0.032165	1.608181	0.051728
512	3/16/2009	157.627	0.007751	0.032368	1.511965	0.048939	470.625	-0.00324	0.031058	1.642366	0.051009
513	3/17/2009	157.591	-0.00023	0.032094	1.515569	0.048641	462.526	-0.01736	0.031059	1.641843	0.050994
514	3/18/2009	157.351	-0.00152	0.031673	1.512064	0.047892	465.807	0.007069	0.030808	1.641798	0.050581
515	3/19/2009	160.402	0.019204	0.031322	1.510424	0.04731	474.564	0.018625	0.030061	1.630247	0.049008
516	3/20/2009	161.9	0.009296	0.031366	1.513002	0.047458	493.66	0.039451	0.029288	1.652155	0.048388
517	3/23/2009	169.835	0.047849	0.031226	1.507943	0.047088	511.122	0.034761	0.029519	1.652471	0.04878
518	3/24/2009	173.986	0.024147	0.031298	1.516084	0.04745	516.98	0.011396	0.029171	1.653691	0.048239
519	3/25/2009	172.219	-0.01021	0.031198	1.525754	0.047601	504.811	-0.02382	0.029067	1.662459	0.048323
520	3/27/2009	176.672	0.025528	0.030223	1.48326	0.044829	526.916	0.042857	0.027418	1.553482	0.042593
521	3/30/2009	169.594	-0.04089	0.029344	1.446478	0.042446	516.557	-0.01986	0.026737	1.514679	0.040497
522	3/31/2009	172.708	0.018195	0.028969	1.423309	0.041231	524.829	0.015887	0.026058	1.476908	0.038485
523	4/1/2009	181.653	0.050496	0.028921	1.420953	0.041095	520.723	-0.00785	0.026072	1.47807	0.038536
524	4/2/2009	190.387	0.046961	0.028702	1.424508	0.040887	528.657	0.015122	0.025476	1.473913	0.037549
525	4/3/2009	189.248	-0.006	0.027358	1.49006	0.040765	530.141	0.002803	0.025432	1.471579	0.037425
526	4/6/2009	189.562	0.001658	0.026101	1.524863	0.0398	541.325	0.020877	0.025172	1.462172	0.036806
527	4/7/2009	187.098	-0.01308	0.026074	1.528171	0.039846	525.822	-0.02906	0.025201	1.463704	0.036887
528	4/8/2009	180.01	-0.03862	0.026059	1.518828	0.039579	520.036	-0.01106	0.02538	1.459565	0.037043
529	4/13/2009	187.947	0.043148	0.025957	1.513709	0.039292	550.485	0.056902	0.025299	1.459408	0.036921
530	4/14/2009	195.335	0.038556	0.026237	1.515066	0.039751	549.936	-0.001	0.024999	1.473781	0.036843
531	4/15/2009	195.028	-0.00157	0.026483	1.520007	0.040254	560.908	0.019755	0.025	1.47244	0.036811
532	4/16/2009	197.441	0.012297	0.026481	1.520314	0.04026	575.236	0.025223	0.02506	1.480343	0.037097

No	Date	JAKFIN Index					JAKINFR Index				
		PX_LAST	Return	Stdev	Alpha	VaR	PX_LAST	Return	Stdev	Alpha	VaR
533	4/17/2009	203.048	0.028003	0.026501	1.522967	0.04036	573.087	-0.00374	0.025108	1.491926	0.037459
534	4/20/2009	205.523	0.012116	0.025957	1.506514	0.039104	584.861	0.020337	0.024384	1.453791	0.035449
535	4/21/2009	199.933	-0.02758	0.025965	1.507521	0.039143	565.08	-0.03441	0.024425	1.456492	0.035575
536	4/22/2009	202.319	0.011863	0.025923	1.506198	0.039045	560.609	-0.00794	0.024704	1.462116	0.03612
537	4/23/2009	198.46	-0.01926	0.025451	1.496437	0.038086	550.29	-0.01858	0.023893	1.407769	0.033636
538	4/24/2009	197.004	-0.00736	0.025536	1.49523	0.038182	542.614	-0.01405	0.023988	1.406726	0.033745
539	4/27/2009	194.006	-0.01533	0.025162	1.484013	0.037341	531.438	-0.02081	0.023992	1.396734	0.03351
540	4/28/2009	197.907	0.019908	0.024993	1.479622	0.036981	549.968	0.034274	0.024092	1.397162	0.03366
541	4/29/2009	206.134	0.040729	0.025013	1.480776	0.037038	563.759	0.024767	0.024288	1.405425	0.034134
542	4/30/2009	215.732	0.04551	0.025281	1.488086	0.037621	588.879	0.043594	0.024323	1.417238	0.034471
543	5/1/2009	220.305	0.020976	0.025384	1.487093	0.037749	579.283	-0.01643	0.02439	1.416926	0.034559
544	5/4/2009	227.91	0.033938	0.0252	1.484097	0.037399	593.969	0.025036	0.024441	1.416827	0.034629
545	5/5/2009	221.431	-0.02884	0.025349	1.48853	0.037732	580.066	-0.02369	0.024198	1.414587	0.034231
546	5/6/2009	218.046	-0.0154	0.025424	1.490818	0.037903	597.753	0.030036	0.024342	1.411714	0.034364
547	5/7/2009	220.879	0.012909	0.025369	1.490188	0.037804	591.662	-0.01024	0.024303	1.421384	0.034544
548	5/8/2009	221.995	0.00504	0.025383	1.492573	0.037886	591.981	0.000539	0.024341	1.418357	0.034524
549	5/11/2009	218.313	-0.01673	0.025194	1.484008	0.037388	577.878	-0.02411	0.024341	1.416572	0.034481
550	5/12/2009	216.509	-0.0083	0.025273	1.481789	0.03745	589.675	0.020209	0.024472	1.411369	0.034539
551	5/13/2009	218.961	0.011262	0.024808	1.473792	0.036561	582.977	-0.01142	0.023102	1.471	0.033983
552	5/14/2009	213.893	-0.02342	0.024648	1.467672	0.036176	565.28	-0.03083	0.022704	1.461527	0.033183
553	5/15/2009	212.519	-0.00644	0.024748	1.459825	0.036127	551.065	-0.02547	0.022782	1.464997	0.033375
554	5/18/2009	218.229	0.026514	0.023789	1.388988	0.033043	574.536	0.04171	0.022779	1.464892	0.033369
555	5/19/2009	232.519	0.063427	0.021632	1.65	0.035693	594.484	0.034131	0.021413	1.65	0.035331
556	5/20/2009	228.174	-0.01886	0.02247	1.65	0.037076	591.622	-0.00483	0.02134	1.65	0.035212
557	5/22/2009	225.035	-0.01385	0.02249	1.65	0.037109	594.978	0.005657	0.021292	1.65	0.035132
558	5/25/2009	225.393	0.00159	0.022494	1.65	0.037116	592.872	-0.00355	0.021083	1.65	0.034788
559	5/26/2009	223.069	-0.01036	0.022493	1.65	0.037113	587.102	-0.00978	0.021051	1.65	0.034734
560	5/27/2009	227.318	0.018869	0.022526	1.65	0.037168	598.32	0.018927	0.021077	1.65	0.034778
561	5/28/2009	226.084	-0.00544	0.022561	1.65	0.037225	595.899	-0.00405	0.021145	1.65	0.034889
562	5/29/2009	227.649	0.006898	0.022547	1.65	0.037202	602.589	0.011164	0.021089	1.65	0.034797
563	6/1/2009	235.592	0.034297	0.022541	1.65	0.037193	616.158	0.022268	0.021108	1.65	0.034828
564	6/2/2009	239.834	0.017846	0.022714	1.65	0.037479	606.847	-0.01523	0.021178	1.65	0.034944
565	6/3/2009	239.927	0.000388	0.02215	1.65	0.036548	624.229	0.028241	0.020763	1.65	0.034259
566	6/4/2009	243.291	0.013924	0.022144	1.65	0.036537	640.231	0.025312	0.020922	1.65	0.034521
567	6/5/2009	253.653	0.041709	0.022076	1.65	0.036425	636.892	-0.00523	0.020679	1.65	0.03412
568	6/8/2009	250.558	-0.01228	0.022081	1.65	0.036434	627.598	-0.0147	0.020619	1.65	0.034021
569	6/9/2009	254.818	0.016859	0.022111	1.65	0.036484	638.209	0.016766	0.020623	1.65	0.034027
570	6/10/2009	251.44	-0.01335	0.022104	1.65	0.036471	635.507	-0.00424	0.020633	1.65	0.034044
571	6/11/2009	248.007	-0.01375	0.022112	1.65	0.036485	624.355	-0.0177	0.020494	1.65	0.033815
572	6/12/2009	245.887	-0.00858	0.022091	1.65	0.036449	627.845	0.005574	0.02054	1.65	0.033892
573	6/15/2009	248.665	0.011235	0.02187	1.65	0.036085	624.802	-0.00486	0.019908	1.65	0.032848
574	6/16/2009	242.361	-0.02568	0.021843	1.65	0.036041	612.735	-0.0195	0.019873	1.65	0.032791
575	6/17/2009	238.859	-0.01455	0.021988	1.65	0.03628	611.703	-0.00169	0.01995	1.65	0.032917
576	6/18/2009	231.062	-0.03319	0.022044	1.65	0.036372	594.337	-0.0288	0.019953	1.65	0.032923
577	6/19/2009	236.873	0.024838	0.021872	1.65	0.036088	605.857	0.019197	0.019919	1.65	0.032867
578	6/22/2009	237.584	0.002997	0.021971	1.65	0.036252	600.036	-0.00965	0.019864	1.65	0.032775
579	6/23/2009	231.894	-0.02424	0.02187	1.65	0.036086	583.529	-0.0279	0.0199	1.65	0.032835
580	6/24/2009	240.611	0.036901	0.022046	1.65	0.036376	605.986	0.037763	0.020117	1.65	0.033193
581	6/25/2009	249.652	0.036886	0.022252	1.65	0.036716	617.357	0.018591	0.020327	1.65	0.033539
582	6/26/2009	245.519	-0.01669	0.022442	1.65	0.03703	616.237	-0.00182	0.02038	1.65	0.033627
583	6/29/2009	245.654	0.00055	0.022529	1.65	0.037173	610.088	-0.01003	0.020345	1.65	0.033569
584	6/30/2009	243.662	-0.00814	0.022447	1.65	0.037038	610.529	0.000723	0.020085	1.65	0.03314
585	7/1/2009	246.731	0.012517	0.022481	1.65	0.037094	633.359	0.036712	0.020008	1.65	0.033012
586	7/2/2009	248.251	0.006142	0.022495	1.65	0.037117	646.857	0.021088	0.020069	1.65	0.033115
587	7/3/2009	248.006	-0.00099	0.022464	1.65	0.037065	668.154	0.032393	0.020109	1.65	0.03318
588	7/6/2009	242.878	-0.02089	0.022464	1.65	0.037065	660.743	-0.01115	0.02032	1.65	0.033527
589	7/7/2009	246.653	0.015423	0.022554	1.65	0.037215	674.683	0.020878	0.020354	1.65	0.033583
590	7/9/2009	251.722	0.020343	0.022349	1.65	0.036875	651.76	-0.03457	0.020431	1.65	0.03371
591	7/10/2009	247.897	-0.01531	0.022307	1.65	0.036806	649.409	-0.00361	0.020771	1.65	0.034272
592	7/13/2009	242.562	-0.02176	0.022385	1.65	0.036935	638.584	-0.01681	0.02078	1.65	0.034287
593	7/14/2009	248.442	0.023952	0.022536	1.65	0.037184	644.353	0.008993	0.020867	1.65	0.034431
594	7/15/2009	259.286	0.042722	0.022619	1.65	0.037322	649.926	0.008612	0.020869	1.65	0.034434
595	7/16/2009	258.088	-0.00463	0.022744	1.65	0.037528	636.104	-0.0215	0.02077	1.65	0.03427
596	7/17/2009	255.054	-0.01183	0.022694	1.65	0.037445	637.461	0.002131	0.020914	1.65	0.034509
597	7/21/2009	257.403	0.009168	0.022756	1.65	0.037548	650.587	0.020382	0.020769	1.65	0.034269
598	7/22/2009	253.559	-0.01505	0.022397	1.65	0.036956	646.522	-0.00627	0.020661	1.65	0.034091
599	7/23/2009	255.879	0.009108	0.022484	1.65	0.037099	656.264	0.014956	0.020514	1.65	0.033849
600	7/24/2009	259.516	0.014114	0.022353	1.65	0.036882	671.12	0.022385	0.02049	1.65	0.033809
601	7/27/2009	258.355	-0.00448	0.022359	1.65	0.036892	680.845	0.014387	0.020576	1.65	0.03395
602	7/28/2009	260.757	0.009254	0.022332	1.65	0.036848	688.544	0.011245	0.020531	1.65	0.033876
603	7/29/2009	260.473	-0.00109	0.022276	1.65	0.036756	679.087	-0.01383	0.020469	1.65	0.033774
604	7/30/2009	270.061	0.036149	0.022093	1.65	0.036454	706.029	0.038907	0.020406	1.65	0.03367
605	7/31/2009	272.789	0.010051	0.022261	1.65	0.036731	696.334	-0.01383	0.020698	1.65	0.034152
606	8/3/2009	275.35	0.009344	0.021992	1.65	0.036287	701.044	0.006741	0.020757	1.65	0.034248
607	8/4/2009	277.906	0.00924	0.021957	1.65	0.036228	696.278	-0.00682	0.020751	1.65	0.03424
608	8/5/2009	273.025	-0.01772	0.021939	1.65	0.0362	683.607	-0.01837	0.020777	1.65	0.034282

No	Date	JAKFIN Index					JAKINFR Index				
		PX_LAST	Return	Stdev	Alpha	VaR	PX_LAST	Return	Stdev	Alpha	VaR
609	8/6/2009	274.951	0.00703	0.021996	1.65	0.036294	693.586	0.014492	0.020897	1.65	0.03448
610	8/7/2009	273.005	-0.0071	0.021949	1.65	0.036216	695.249	0.002395	0.020912	1.65	0.034505
611	8/10/2009	277.18	0.015177	0.021872	1.65	0.036089	709.055	0.019663	0.020912	1.65	0.034505
612	8/11/2009	282.307	0.018328	0.021869	1.65	0.036084	704.904	-0.00587	0.020942	1.65	0.034554
613	8/12/2009	276.032	-0.02248	0.021904	1.65	0.036142	680.432	-0.03533	0.020953	1.65	0.034572
614	8/13/2009	279.27	0.011662	0.022079	1.65	0.03643	695.058	0.021267	0.021214	1.65	0.035002
615	8/14/2009	277.785	-0.00533	0.022075	1.65	0.036424	694.632	-0.00061	0.021283	1.65	0.035116
616	8/18/2009	269.98	-0.0285	0.02206	1.65	0.0364	679.208	-0.02245	0.021236	1.65	0.035039
617	8/19/2009	267.883	-0.0078	0.022317	1.65	0.036823	657.592	-0.03234	0.021088	1.65	0.034796
618	8/20/2009	274.065	0.022815	0.021931	1.65	0.036186	669.57	0.018051	0.021141	1.65	0.034883
619	8/21/2009	279.066	0.018083	0.021919	1.65	0.036167	668.025	-0.00231	0.02118	1.65	0.034947
620	8/24/2009	283.431	0.01552	0.02191	1.65	0.036151	670.775	0.004108	0.021018	1.65	0.034679
621	8/25/2009	283.136	-0.00104	0.021837	1.65	0.036031	680.398	0.014244	0.020625	1.65	0.034032
622	8/26/2009	283.845	0.002501	0.021354	1.65	0.035235	679.13	-0.00187	0.020535	1.65	0.033883
623	8/27/2009	281.27	-0.00911	0.021315	1.65	0.03517	675.346	-0.00559	0.020497	1.65	0.03382
624	8/28/2009	285.16	0.013735	0.020857	1.65	0.034415	686.568	0.01648	0.020487	1.65	0.033803
625	8/31/2009	280.456	-0.01663	0.020432	1.65	0.033714	674.119	-0.0183	0.020495	1.65	0.033817
626	9/1/2009	278.85	-0.00574	0.020513	1.65	0.033846	668.653	-0.00814	0.020602	1.65	0.033993
627	9/2/2009	274.349	-0.01627	0.020534	1.65	0.033882	657.293	-0.01714	0.020543	1.65	0.033896
628	9/3/2009	276.66	0.008388	0.020563	1.65	0.03393	669.251	0.018029	0.020395	1.65	0.033651
629	9/4/2009	277.602	0.003399	0.020116	1.65	0.033191	665.104	-0.00622	0.020411	1.65	0.033677
630	9/7/2009	281.056	0.012366	0.019729	1.65	0.032553	672.933	0.011702	0.019675	1.65	0.032463
631	9/8/2009	282.717	0.005892	0.019436	1.65	0.03207	677.569	0.006866	0.019697	1.65	0.0325
632	9/9/2009	289.581	0.023989	0.01943	1.65	0.03206	674.013	-0.00526	0.019622	1.65	0.032375
633	9/10/2009	294.889	0.018164	0.019517	1.65	0.032204	686.672	0.018607	0.019492	1.65	0.032161
634	9/11/2009	293.169	-0.00585	0.019419	1.65	0.032041	685.231	-0.0021	0.019558	1.65	0.032271
635	9/14/2009	286.784	-0.02202	0.019424	1.65	0.032049	675.206	-0.01474	0.019472	1.65	0.032129
636	9/15/2009	289.464	0.009302	0.019342	1.65	0.031914	686.347	0.016366	0.019202	1.65	0.031683
637	9/16/2009	292.608	0.010803	0.019332	1.65	0.031898	687.295	0.00138	0.019232	1.65	0.031732
638	9/17/2009	300.716	0.027332	0.019207	1.65	0.031691	690.13	0.004116	0.019119	1.65	0.031546
639	9/24/2009	301.243	0.001751	0.019315	1.65	0.031869	701.411	0.016214	0.019049	1.65	0.031431
640	9/25/2009	296.921	-0.01445	0.019215	1.65	0.031705	695.326	-0.00871	0.018953	1.65	0.031272
641	9/28/2009	291.235	-0.01934	0.019242	1.65	0.03175	685.645	-0.01402	0.018717	1.65	0.030883
642	9/29/2009	296.937	0.019389	0.019022	1.65	0.031386	690.964	0.007728	0.018649	1.65	0.030772
643	9/30/2009	300.695	0.012576	0.018614	1.65	0.030713	695.646	0.006753	0.01818	1.65	0.029996
644	10/1/2009	304.671	0.013136	0.018552	1.65	0.03061	700.344	0.006731	0.018095	1.65	0.029857
645	10/2/2009	309.535	0.015839	0.018318	1.65	0.030224	695.435	-0.00703	0.01795	1.65	0.029617
646	10/5/2009	308.422	-0.0036	0.018079	1.65	0.02983	693.271	-0.00312	0.017789	1.65	0.029352
647	10/6/2009	318.815	0.033142	0.017993	1.65	0.029689	695.502	0.003213	0.017565	1.65	0.028983
648	10/7/2009	315.657	-0.00995	0.018213	1.65	0.030052	693.002	-0.0036	0.017526	1.65	0.028918
649	10/8/2009	309.327	-0.02026	0.018263	1.65	0.030135	689.279	-0.00539	0.017534	1.65	0.02893
650	10/9/2009	305.761	-0.0116	0.018306	1.65	0.030205	683.968	-0.00773	0.017355	1.65	0.028637
651	10/12/2009	301.348	-0.01454	0.018331	1.65	0.030246	687.459	0.005091	0.01728	1.65	0.028512
652	10/13/2009	303.004	0.00548	0.018401	1.65	0.030362	694.82	0.010651	0.017235	1.65	0.028437
653	10/14/2009	308.14	0.016808	0.018205	1.65	0.030038	692.447	-0.00342	0.016942	1.65	0.027954
654	10/15/2009	307.471	-0.00217	0.018225	1.65	0.030072	695.88	0.004946	0.016722	1.65	0.027591
655	10/16/2009	305.882	-0.00518	0.018088	1.65	0.029845	702.988	0.010163	0.016244	1.65	0.026802
656	10/19/2009	307.148	0.00413	0.017061	1.65	0.028151	704.245	0.001786	0.015937	1.65	0.026297
657	10/20/2009	303.88	-0.0107	0.016922	1.65	0.027921	699.03	-0.00743	0.015924	1.65	0.026274
658	10/21/2009	300.308	-0.01182	0.016893	1.65	0.027873	696.636	-0.00343	0.015945	1.65	0.026309
659	10/22/2009	295.73	-0.01536	0.016957	1.65	0.027979	688.783	-0.01134	0.015945	1.65	0.026309
660	10/23/2009	300.67	0.016566	0.017004	1.65	0.028056	691.526	0.003974	0.015957	1.65	0.026329
661	10/26/2009	300.009	-0.0022	0.016984	1.65	0.028023	686.34	-0.00753	0.015862	1.65	0.026173
662	10/27/2009	294.342	-0.01907	0.016971	1.65	0.028002	682.228	-0.00601	0.015878	1.65	0.026199
663	10/28/2009	288.97	-0.01842	0.017106	1.65	0.028225	671.79	-0.01542	0.015865	1.65	0.026177
664	10/29/2009	286.477	-0.00866	0.01693	1.65	0.027934	664.636	-0.01071	0.015808	1.65	0.026083
665	10/30/2009	288.315	0.006395	0.016887	1.65	0.027864	669.854	0.00782	0.015768	1.65	0.026017
666	11/2/2009	289.156	0.002913	0.016893	1.65	0.027873	663.005	-0.01028	0.015541	1.65	0.025642
667	11/3/2009	284.858	-0.01498	0.016849	1.65	0.027801	661.781	-0.00185	0.015378	1.65	0.025374
668	11/4/2009	286.297	0.005039	0.016439	1.65	0.027124	677.186	0.023011	0.01537	1.65	0.02536
669	11/5/2009	286.844	0.001909	0.016387	1.65	0.027039	681.268	0.00601	0.015458	1.65	0.025506
670	11/6/2009	293.81	0.023995	0.016312	1.65	0.026915	684.202	0.004297	0.015383	1.65	0.025382
671	11/9/2009	294.936	0.003825	0.016403	1.65	0.027065	680.585	-0.0053	0.015379	1.65	0.025376
672	11/10/2009	292.635	-0.00783	0.016332	1.65	0.026947	683.924	0.004894	0.015279	1.65	0.02521
673	11/11/2009	293.03	0.001349	0.016327	1.65	0.02694	687.037	0.004541	0.015277	1.65	0.025206
674	11/12/2009	295.158	0.007236	0.016299	1.65	0.026893	688.981	0.002826	0.01527	1.65	0.025195
675	11/13/2009	296.374	0.004111	0.016072	1.65	0.026519	684.205	-0.00696	0.015131	1.65	0.024965
676	11/16/2009	299.048	0.008982	0.015987	1.65	0.026378	696.326	0.01756	0.01515	1.65	0.024997
677	11/17/2009	300.587	0.005133	0.015596	1.65	0.025734	700.428	0.005874	0.014933	1.65	0.024639
678	11/18/2009	298.855	-0.00578	0.015436	1.65	0.025469	706.614	0.008793	0.014833	1.65	0.024475
679	11/19/2009	296.99	-0.00626	0.015457	1.65	0.025505	706.919	0.000432	0.014808	1.65	0.024434
680	11/20/2009	298.195	0.004049	0.015249	1.65	0.02516	710.038	0.004402	0.014505	1.65	0.023934
681	11/23/2009	297.134	-0.00356	0.014848	1.65	0.024499	704.025	-0.0085	0.014049	1.65	0.023181
682	11/24/2009	295.084	-0.00692	0.014437	1.65	0.023822	704.908	0.001253	0.013979	1.65	0.023065
683	11/25/2009	295.608	0.001774	0.014344	1.65	0.023668	705.512	0.000856	0.013975	1.65	0.023059
684	11/26/2009	291.25	-0.01485	0.014344	1.65	0.023667	680.72	-0.03577	0.013928	1.65	0.022982

No	Date	JAKFIN Index					JAKINFR Index				
		PX_LAST	Return	Stdev	Alpha	VaR	PX_LAST	Return	Stdev	Alpha	VaR
685	11/30/2009	293.48	0.007627	0.014406	1.65	0.023771	693.024	0.017914	0.014417	1.65	0.023788
686	12/1/2009	297.853	0.014791	0.014378	1.65	0.023723	698.517	0.007895	0.014066	1.65	0.023209
687	12/2/2009	300.541	0.008984	0.014431	1.65	0.02381	703.245	0.006746	0.013936	1.65	0.022995
688	12/3/2009	301.132	0.001965	0.014445	1.65	0.023835	720.384	0.024079	0.01358	1.65	0.022407
689	12/4/2009	301.747	0.00204	0.01426	1.65	0.02353	729.434	0.012484	0.01373	1.65	0.022655
690	12/7/2009	297.659	-0.01364	0.014197	1.65	0.023425	722.235	-0.00992	0.013632	1.65	0.022493
691	12/8/2009	297.26	-0.00134	0.014161	1.65	0.023365	725.24	0.004152	0.013203	1.65	0.021784
692	12/9/2009	296.109	-0.00388	0.01406	1.65	0.023199	718.763	-0.00897	0.013198	1.65	0.021776
693	12/10/2009	297.422	0.004424	0.01387	1.65	0.022885	725.732	0.009649	0.013113	1.65	0.021637
694	12/11/2009	300.317	0.009687	0.013694	1.65	0.022595	745.016	0.026225	0.013117	1.65	0.021644
695	12/14/2009	300.068	-0.00083	0.013081	1.65	0.021584	731.74	-0.01798	0.013335	1.65	0.022002
696	12/15/2009	295.667	-0.01478	0.013069	1.65	0.021564	734.586	0.003882	0.013278	1.65	0.021909
697	12/16/2009	297.366	0.00573	0.013103	1.65	0.021619	742.026	0.010077	0.01328	1.65	0.021913
698	12/17/2009	296.403	-0.00324	0.013087	1.65	0.021593	744.744	0.003656	0.013171	1.65	0.021733
699	12/21/2009	288.963	-0.02542	0.012989	1.65	0.021432	711.016	-0.04635	0.013151	1.65	0.021699
700	12/22/2009	292.652	0.012686	0.013243	1.65	0.021851	724.021	0.018125	0.01392	1.793374	0.024963
701	12/23/2009	294.522	0.00637	0.01323	1.65	0.021829	724.348	0.000452	0.013859	1.79791	0.024918
702	12/28/2009	297.901	0.011408	0.013227	1.65	0.021825	731.593	0.009952	0.013791	1.794191	0.024743
703	12/29/2009	298.016	0.000386	0.013242	1.65	0.02185	729.861	-0.00237	0.013781	1.794107	0.024725
704	12/30/2009	301.424	0.011371	0.01324	1.65	0.021846	728.528	-0.00183	0.013707	1.80031	0.024678
705	1/4/2010	309.289	0.025758	0.012807	1.65	0.021132	734.524	0.008197	0.013155	1.864527	0.024529
706	1/5/2010	310.934	0.005305	0.013013	1.65	0.021471	739.109	0.006223	0.013101	1.877488	0.024596
707	1/6/2010	307.893	-0.00983	0.012994	1.65	0.021439	740.688	0.002134	0.013098	1.877341	0.02459
708	1/7/2010	306.35	-0.00502	0.013015	1.65	0.021474	729.196	-0.01564	0.013078	1.883799	0.024636
709	1/8/2010	306.236	-0.00037	0.012891	1.65	0.02127	734.322	0.007005	0.013041	1.884271	0.024572
710	1/11/2010	307.069	0.002716	0.012878	1.65	0.021249	736.181	0.002528	0.012982	1.885678	0.02448
711	1/12/2010	313.551	0.02089	0.012853	1.65	0.021207	739.949	0.005105	0.012982	1.885754	0.024481
712	1/13/2010	311.243	-0.00739	0.012928	1.65	0.021331	734.796	-0.00699	0.012847	1.892911	0.024318
713	1/14/2010	311.477	0.000752	0.01284	1.65	0.021186	730.794	-0.00546	0.012853	1.892034	0.024318
714	1/15/2010	310.843	-0.00204	0.01262	1.65	0.020822	739.865	0.012336	0.012351	1.873337	0.023137
715	1/18/2010	313.34	0.008001	0.012579	1.65	0.020756	734.236	-0.00764	0.012232	1.884891	0.023057
716	1/19/2010	316.664	0.010552	0.012581	1.65	0.020759	737.166	0.003983	0.01226	1.879254	0.023039
717	1/20/2010	319.32	0.008352	0.012252	1.65	0.020216	736.118	-0.00142	0.012042	1.890543	0.022765
718	1/21/2010	313.196	-0.01936	0.012233	1.65	0.020185	732.102	-0.00547	0.011569	1.875753	0.021701
719	1/22/2010	311.05	-0.00688	0.012227	1.65	0.020175	723.644	-0.01162	0.01146	1.874425	0.021481
720	1/25/2010	308.441	-0.00842	0.012136	1.65	0.020025	724.56	0.001265	0.011524	1.867386	0.02152
721	1/26/2010	305.742	-0.00879	0.012084	1.65	0.019939	722.879	-0.00232	0.011519	1.865587	0.021491
722	1/27/2010	304.135	-0.00527	0.012121	1.65	0.02	719.826	-0.00423	0.011443	1.862242	0.021309
723	1/28/2010	309.62	0.017874	0.012135	1.65	0.020023	730.665	0.014946	0.01145	1.86022	0.0213
724	1/29/2010	311.656	0.006554	0.012215	1.65	0.020154	729.434	-0.00169	0.011522	1.865631	0.021496
725	2/1/2010	307.117	-0.01467	0.01216	1.65	0.020064	723.599	-0.00803	0.011415	1.865589	0.021296
726	2/2/2010	305.34	-0.0058	0.012133	1.65	0.020019	719.783	-0.00529	0.011289	1.868396	0.021092
727	2/3/2010	306.874	0.005011	0.012133	1.65	0.02002	725.33	0.007677	0.01127	1.870723	0.021083
728	2/4/2010	303.933	-0.00963	0.012015	1.65	0.019825	717.362	-0.01105	0.011145	1.884785	0.021006
729	2/5/2010	295.503	-0.02813	0.01204	1.65	0.019866	695.828	-0.03048	0.011075	1.880903	0.02083
730	2/8/2010	291.611	-0.01326	0.012383	1.65	0.020432	680.107	-0.02285	0.011486	1.896328	0.021781
731	2/9/2010	294.888	0.011175	0.012402	1.65	0.020464	675.692	-0.00651	0.011662	1.885527	0.02199
732	2/10/2010	294.509	-0.00129	0.012437	1.65	0.020522	674.518	-0.00174	0.011661	1.876792	0.021885
733	2/11/2010	297.51	0.010138	0.012208	1.65	0.020144	686.692	0.017888	0.01165	1.879778	0.0219
734	2/12/2010	299.696	0.007321	0.012115	1.65	0.01999	687.206	0.000748	0.011639	1.881246	0.021895
735	2/15/2010	298.531	-0.00389	0.012121	1.65	0.02	683.907	-0.00481	0.011637	1.883449	0.021918
736	2/16/2010	302.487	0.013165	0.011919	1.65	0.019667	693.858	0.014445	0.011552	1.890218	0.021835
737	2/17/2010	305.532	0.010016	0.011955	1.65	0.019725	696.129	0.003268	0.011526	1.892948	0.021818
738	2/18/2010	305.037	-0.00162	0.011948	1.65	0.019714	689.595	-0.00943	0.01153	1.894079	0.021838
739	2/19/2010	306.376	0.00438	0.011636	1.65	0.0192	684.126	-0.00796	0.011562	1.883669	0.021779
740	2/22/2010	309.02	0.008593	0.011643	1.65	0.019211	680.974	-0.00462	0.011472	1.880192	0.021569
741	2/23/2010	308.517	-0.00163	0.011578	1.65	0.019104	682.57	0.002341	0.011448	1.883678	0.021565
742	2/24/2010	307.751	-0.00249	0.011408	1.65	0.018823	680.159	-0.00354	0.011366	1.896018	0.02155
743	2/25/2010	302.744	-0.0164	0.011252	1.65	0.018566	667.938	-0.01813	0.011344	1.889879	0.021438
744	3/1/2010	302.984	0.000792	0.011307	1.65	0.018657	667.467	-0.00071	0.011463	1.875554	0.021499
745	3/2/2010	306.692	0.012164	0.01123	1.65	0.01853	683.724	0.024064	0.01144	1.871979	0.021416
746	3/3/2010	305.476	-0.00397	0.011184	1.65	0.018453	679.805	-0.00575	0.01168	1.854055	0.021656
747	3/4/2010	305.295	-0.00059	0.011185	1.65	0.018455	674.709	-0.00752	0.01169	1.85187	0.021648
748	3/5/2010	306.502	0.003946	0.010669	1.65	0.017604	679.614	0.007244	0.011708	1.843806	0.021587
749	3/8/2010	311.196	0.015199	0.010634	1.65	0.017546	696.915	0.025138	0.011727	1.850011	0.021695
750	3/9/2010	313.775	0.008253	0.010553	1.65	0.017412	706.357	0.013457	0.011985	1.831662	0.021953
751	3/10/2010	313.918	0.000456	0.010518	1.65	0.017354	706.063	-0.00042	0.012032	1.839996	0.022139
752	3/11/2010	316.767	0.009035	0.010411	1.65	0.017178	709.739	0.005193	0.012023	1.836662	0.022082
753	3/12/2010	314.645	-0.00672	0.010435	1.65	0.017217	703.519	-0.0088	0.011987	1.836065	0.02201
754	3/15/2010	317.427	0.008803	0.010327	1.65	0.017039	705.538	0.002866	0.012016	1.832017	0.022013
755	3/17/2010	332.576	0.046621	0.010359	1.65	0.017093	727.099	0.030102	0.012009	1.830968	0.021989
756	3/18/2010	331.772	-0.00242	0.011331	1.540407	0.017454	706.808	-0.0283	0.012339	1.790679	0.022094
757	3/19/2010	332.315	0.001635	0.011331	1.535535	0.017399	708.302	0.002111	0.012665	1.793204	0.022712
758	3/22/2010	329.106	-0.0097	0.011272	1.540124	0.01736	693.518	-0.02109	0.012645	1.799835	0.022758
759	3/23/2010	336.874	0.023329	0.011249	1.539329	0.017317	693.766	0.000358	0.012817	1.795112	0.023008
760	3/24/2010	348.058	0.03266	0.011349	1.540685	0.017485	709.437	0.022337	0.012766	1.802765	0.023014

No	Date	JAKFIN Index					JAKINFR Index				
		PX_LAST	Return	Stdev	Alpha	VaR	PX_LAST	Return	Stdev	Alpha	VaR
761	3/25/2010	351.368	0.009465	0.011677	1.51164	0.017651	714.317	0.006855	0.012954	1.793782	0.023236
762	3/26/2010	353.176	0.005132	0.011698	1.520003	0.017781	709.518	-0.00674	0.012946	1.802628	0.023337
763	3/29/2010	349.45	-0.01061	0.011516	1.515023	0.017446	698.02	-0.01634	0.01295	1.802137	0.023338
764	3/30/2010	349.377	-0.00021	0.011403	1.50438	0.017154	697.336	-0.00098	0.012962	1.80209	0.023358
765	3/31/2010	345.504	-0.01115	0.011355	1.506647	0.017108	697.787	0.000647	0.012914	1.808457	0.023354
766	4/1/2010	351.198	0.016346	0.011421	1.500438	0.017137	707.342	0.0136	0.012893	1.804964	0.023271
767	4/5/2010	361.31	0.028386	0.011513	1.508221	0.017364	721.094	0.019255	0.012914	1.815452	0.023445
768	4/6/2010	358.739	-0.00714	0.011685	1.50389	0.017573	713.487	-0.01061	0.013044	1.816056	0.023689
769	4/7/2010	362.33	0.00996	0.01172	1.49781	0.017555	707.21	-0.00884	0.0129	1.815934	0.023426
770	4/8/2010	350.807	-0.03232	0.011745	1.5039	0.017664	703.954	-0.00461	0.012922	1.806488	0.023343
771	4/9/2010	347.484	-0.00952	0.012043	1.560357	0.018791	701.375	-0.00367	0.012925	1.800645	0.023274
772	4/12/2010	359.639	0.034382	0.012094	1.554319	0.018797	698.812	-0.00366	0.012919	1.801798	0.023278
773	4/13/2010	356.949	-0.00751	0.01249	1.538629	0.019217	705.026	0.008853	0.012917	1.796365	0.023203
774	4/14/2010	356.813	-0.00038	0.012526	1.534778	0.019225	704.016	-0.00143	0.012938	1.797754	0.02326
775	4/15/2010	355.567	-0.0035	0.012517	1.529493	0.019145	707.16	0.004456	0.012937	1.794986	0.023222
776	4/16/2010	351.064	-0.01275	0.012527	1.524758	0.0191	704.352	-0.00398	0.012923	1.802486	0.023294
777	4/19/2010	347.71	-0.0096	0.012589	1.516734	0.019095	696.044	-0.01187	0.012812	1.799132	0.023051
778	4/20/2010	356.764	0.025706	0.012634	1.510136	0.019079	703.417	0.010537	0.012854	1.788344	0.022988
779	4/21/2010	358.697	0.005404	0.012842	1.51792	0.019494	715.177	0.01658	0.012868	1.788409	0.023013
780	4/22/2010	362.368	0.010182	0.012822	1.52437	0.019545	714.902	-0.00038	0.012975	1.789658	0.02322
781	4/23/2010	360.938	-0.00395	0.012847	1.528466	0.019636	712.991	-0.00268	0.012968	1.786799	0.02317
782	4/26/2010	362.21	0.003518	0.012848	1.528306	0.019636	707.851	-0.00724	0.012942	1.790699	0.023175
783	4/27/2010	364.494	0.006286	0.012818	1.533518	0.019657	698.873	-0.01276	0.012962	1.784904	0.023136
784	4/28/2010	358.859	-0.01558	0.012825	1.536647	0.019708	687.551	-0.01633	0.013025	1.776682	0.023141
785	4/29/2010	364.549	0.015731	0.012835	1.537322	0.019731	689.501	0.002832	0.012626	1.742839	0.022005
786	4/30/2010	373.16	0.023346	0.012896	1.541126	0.019874	699.922	0.015001	0.0125	1.743623	0.021796
787	5/3/2010	369.61	-0.00956	0.013008	1.539705	0.020029	703.384	0.004934	0.012566	1.742787	0.0219
788	5/4/2010	370.32	0.001919	0.013043	1.530856	0.019968	694.156	-0.01321	0.012558	1.741999	0.021875
789	5/5/2010	351.472	-0.05224	0.013043	1.530825	0.019967	675.395	-0.0274	0.012388	1.744703	0.021613
790	5/6/2010	346.806	-0.01336	0.014129	1.688458	0.023856	676.405	0.001494	0.01261	1.74419	0.021994
791	5/7/2010	339.911	-0.02008	0.014126	1.688458	0.023851	660.418	-0.02392	0.012578	1.751627	0.022032
792	5/10/2010	353.802	0.040054	0.014288	1.685872	0.024087	680.773	0.030356	0.012781	1.745571	0.02231
793	5/11/2010	346.878	-0.01976	0.014792	1.65567	0.024491	669.83	-0.0162	0.013132	1.65	0.021667
794	5/12/2010	350.735	0.011058	0.014945	1.650233	0.024663	671.011	0.001762	0.013183	1.65	0.021752
795	5/14/2010	354.932	0.011895	0.014954	1.650746	0.024684	670.613	-0.00059	0.012901	1.726881	0.022278
796	5/17/2010	354.269	-0.00187	0.014987	1.657121	0.024835	660.765	-0.01479	0.012787	1.733954	0.022172
797	5/18/2010	360.025	0.016117	0.014899	1.660859	0.024746	666.507	0.008652	0.012853	1.723939	0.022158
798	5/19/2010	345.895	-0.04004	0.014963	1.664234	0.024902	648.271	-0.02774	0.012841	1.72382	0.022136
799	5/20/2010	343.866	-0.00588	0.015533	1.699524	0.026398	646.6	-0.00258	0.013106	1.65	0.021624
800	5/21/2010	334.602	-0.02731	0.015311	1.697162	0.025986	630.575	-0.0251	0.012295	1.65	0.020286
801	5/24/2010	337.304	0.008043	0.015543	1.692849	0.026312	620.081	-0.01678	0.012377	1.65	0.020422
802	5/25/2010	325.453	-0.03577	0.015549	1.693594	0.026335	608.157	-0.01942	0.012471	1.65	0.020576
803	5/26/2010	342.693	0.051617	0.015952	1.702233	0.027154	635.701	0.044295	0.012542	1.65	0.020695
804	5/27/2010	344.921	0.00648	0.016739	1.640568	0.027461	651.024	0.023818	0.013364	1.530984	0.02046
805	5/31/2010	357.304	0.035272	0.016717	1.638535	0.027391	670.11	0.028895	0.013599	1.65	0.022439
806	6/1/2010	346.344	-0.03115	0.016883	1.628914	0.027501	653.362	-0.02531	0.013897	1.65	0.02293
807	6/2/2010	348.42	0.005976	0.01719	1.631569	0.028046	664.506	0.016913	0.01409	1.65	0.023248
808	6/3/2010	359.525	0.031375	0.017161	1.638632	0.028121	683.319	0.027918	0.014202	1.65	0.023434
809	6/4/2010	361.413	0.005238	0.017411	1.65	0.028729	679.976	-0.0049	0.014418	1.65	0.02379
810	6/7/2010	352.04	-0.02628	0.017414	1.65	0.028733	663.828	-0.02403	0.014403	1.65	0.023765
811	6/8/2010	357.273	0.014755	0.017636	1.65	0.029099	679.221	0.022923	0.014586	1.65	0.024066
812	6/9/2010	359.293	0.005638	0.017578	1.65	0.029004	676.05	-0.00468	0.014769	1.65	0.024369
813	6/10/2010	352.761	-0.01835	0.017561	1.65	0.028976	669.672	-0.00948	0.014761	1.65	0.024356
814	6/11/2010	355.607	0.008035	0.017672	1.65	0.029159	679.717	0.014888	0.014779	1.65	0.024386
815	6/14/2010	355.741	0.000377	0.017682	1.65	0.029175	688.168	0.012356	0.014805	1.65	0.024428
816	6/15/2010	357.098	0.003807	0.017669	1.65	0.029155	684.612	-0.00518	0.014847	1.65	0.024497
817	6/16/2010	361.546	0.012379	0.017646	1.65	0.029117	688.226	0.005265	0.014846	1.65	0.024496
818	6/17/2010	365.327	0.010404	0.017668	1.65	0.029151	693.741	0.007981	0.014858	1.65	0.024516
819	6/18/2010	370.745	0.014722	0.017567	1.65	0.028986	696.269	0.003637	0.014875	1.65	0.024544
820	6/21/2010	371.517	0.00208	0.017596	1.65	0.029033	692.083	-0.00603	0.014839	1.65	0.024484
821	6/22/2010	370.661	-0.00231	0.017566	1.65	0.028983	692.221	0.000199	0.014848	1.65	0.0245
822	6/23/2010	367.936	-0.00738	0.017538	1.65	0.028937	691.508	-0.00103	0.014847	1.65	0.024498
823	6/24/2010	367.315	-0.00169	0.017548	1.65	0.028954	689.422	-0.00302	0.014843	1.65	0.02449
824	6/25/2010	374.403	0.019113	0.017477	1.65	0.028837	693.926	0.006512	0.014763	1.65	0.02436
825	6/28/2010	378.38	0.010566	0.017557	1.65	0.028969	692.567	-0.00196	0.01478	1.65	0.024387
826	6/29/2010	370.384	-0.02136	0.017499	1.65	0.028873	676.952	-0.0228	0.014761	1.65	0.024356
827	6/30/2010	377.184	0.018193	0.017638	1.65	0.029103	678.123	0.001728	0.014922	1.65	0.024622
828	7/1/2010	366.875	-0.02771	0.01771	1.65	0.029222	676.71	-0.00209	0.014901	1.65	0.024586
829	7/2/2010	365.887	-0.0027	0.017922	1.65	0.029571	675.481	-0.00182	0.014865	1.65	0.024527
830	7/5/2010	366.346	0.001254	0.017671	1.65	0.029156	679.59	0.006065	0.014556	1.65	0.024017
831	7/6/2010	369.815	0.009425	0.017602	1.65	0.029044	690.937	0.016559	0.014389	1.65	0.023742
832	7/7/2010	369.971	0.000422	0.017594	1.65	0.02903	691.338	0.00058	0.014469	1.65	0.023873
833	7/8/2010	371.851	0.005069	0.017592	1.65	0.029026	690.494	-0.00122	0.014467	1.65	0.023871
834	7/9/2010	380.818	0.023828	0.017576	1.65	0.029	692.495	0.002894	0.014358	1.65	0.02369
835	7/12/2010	386.005	0.013529	0.017701	1.65	0.029207	699.793	0.010484	0.01436	1.65	0.023695
836	7/13/2010	387.887	0.004864	0.017725	1.65	0.029245	697.49	-0.0033	0.014389	1.65	0.023742

No	Date	JAKFIN Index					JAKINFR Index				
		PX_LAST	Return	Stdev	Alpha	VaR	PX_LAST	Return	Stdev	Alpha	VaR
837	7/14/2010	388.144	0.000662	0.017694	1.65	0.029195	707.08	0.013656	0.014321	1.65	0.02363
838	7/15/2010	390.03	0.004847	0.017678	1.65	0.029169	706.624	-0.00065	0.014382	1.65	0.023731
839	7/16/2010	392.053	0.005173	0.017675	1.65	0.029164	715.383	0.012319	0.01435	1.65	0.023678
840	7/19/2010	388.256	-0.00973	0.017676	1.65	0.029166	709.746	-0.00791	0.014376	1.65	0.023721
841	7/20/2010	390.494	0.005748	0.017707	1.65	0.029217	712.339	0.003647	0.014392	1.65	0.023746
842	7/21/2010	392.323	0.004673	0.017706	1.65	0.029215	718.967	0.009262	0.014394	1.65	0.02375
843	7/22/2010	392.455	0.000336	0.017701	1.65	0.029206	716.826	-0.00298	0.014415	1.65	0.023785
844	7/23/2010	396.811	0.011038	0.0176	1.65	0.02904	722.315	0.007628	0.014296	1.65	0.023589
845	7/26/2010	395.709	-0.00278	0.017619	1.65	0.029071	718.81	-0.00486	0.014312	1.65	0.023615
846	7/27/2010	395.463	-0.00062	0.017601	1.65	0.029042	727.995	0.012697	0.014128	1.65	0.023311
847	7/28/2010	395.255	-0.00053	0.017592	1.65	0.029027	741.816	0.018807	0.014166	1.65	0.023374
848	7/29/2010	401.313	0.015211	0.017592	1.65	0.029026	738.209	-0.00487	0.014256	1.65	0.023523
849	7/30/2010	395.524	-0.01453	0.017637	1.65	0.0291	743.612	0.007292	0.014254	1.65	0.023519
850	8/2/2010	391.138	-0.01115	0.017674	1.65	0.029162	740.974	-0.00355	0.014057	1.65	0.023193
851	8/3/2010	379.328	-0.03066	0.017716	1.65	0.029231	717.212	-0.03259	0.014003	1.65	0.023105
852	8/4/2010	384.562	0.013704	0.018017	1.65	0.029729	722.756	0.0077	0.014388	1.65	0.02374
853	8/5/2010	394.001	0.024248	0.018042	1.65	0.02977	729.517	0.009311	0.014399	1.65	0.023759
854	8/6/2010	397.008	0.007603	0.018157	1.65	0.02996	738.084	0.011675	0.014399	1.65	0.023758
855	8/9/2010	401.815	0.012035	0.018153	1.65	0.029953	744.09	0.008104	0.014441	1.65	0.023828
856	8/10/2010	399.105	-0.00677	0.017621	1.65	0.029075	737.696	-0.00863	0.01415	1.65	0.023347
857	8/11/2010	394.03	-0.0128	0.017637	1.65	0.029101	739.78	0.002821	0.013883	1.65	0.022907
858	8/12/2010	392.092	-0.00493	0.017698	1.65	0.029201	734.814	-0.00674	0.013884	1.65	0.022909
859	8/13/2010	396.14	0.010271	0.017673	1.65	0.029161	742.574	0.010505	0.013733	1.65	0.022659
860	8/16/2010	396.347	0.000522	0.01756	1.65	0.028974	744.182	0.002163	0.013769	1.65	0.022718
861	8/18/2010	396.494	0.000371	0.017278	1.65	0.028509	751.873	0.010282	0.013595	1.65	0.022431
862	8/19/2010	402.281	0.01449	0.017258	1.65	0.028477	771.847	0.026219	0.013615	1.65	0.022465
863	8/20/2010	401.718	-0.0014	0.017305	1.65	0.028554	762.936	-0.01161	0.013835	1.65	0.022828
864	8/23/2010	403.255	0.003819	0.017266	1.65	0.028488	756.717	-0.00818	0.013784	1.65	0.022743
865	8/24/2010	405.994	0.006769	0.017267	1.65	0.02849	754.042	-0.00354	0.013812	1.65	0.02279
866	8/25/2010	406.212	0.000537	0.017228	1.65	0.028426	764.415	0.013663	0.013819	1.65	0.022802
867	8/26/2010	403.785	-0.00599	0.017164	1.65	0.02832	768.628	0.005496	0.01382	1.65	0.022803
868	8/27/2010	398.326	-0.01361	0.016962	1.721928	0.029207	754.335	-0.01877	0.013702	1.65	0.022608
869	8/30/2010	395.52	-0.00707	0.017006	1.65	0.02806	751.497	-0.00377	0.013794	1.65	0.02276
870	8/31/2010	396.515	0.002513	0.017001	1.65	0.028052	749.667	-0.00244	0.013768	1.65	0.022717
871	9/1/2010	402.511	0.015009	0.016668	1.710608	0.028512	766.056	0.021626	0.013762	1.65	0.022707
872	9/2/2010	397.376	-0.01284	0.016688	1.720684	0.028715	761.578	-0.00586	0.013913	1.65	0.022957
873	9/3/2010	401.909	0.011343	0.016413	1.724814	0.02831	765.736	0.005445	0.013922	1.65	0.022972
874	9/6/2010	408.198	0.015527	0.016423	1.733486	0.028469	770.078	0.005654	0.013907	1.65	0.022946
875	9/7/2010	410.424	0.005438	0.016485	1.738985	0.028667	769.842	-0.00031	0.013913	1.65	0.022957
876	9/15/2010	431.633	0.050385	0.016482	1.743597	0.028739	797.123	0.034824	0.013909	1.65	0.02295
877	9/16/2010	431.372	-0.0006	0.01713	1.695633	0.029046	792.298	-0.00607	0.014308	1.65	0.023609
878	9/17/2010	435.026	0.008435	0.017092	1.69958	0.029049	802.894	0.013285	0.014267	1.65	0.02354
879	9/20/2010	428.481	-0.01516	0.016938	1.699801	0.028791	795.988	-0.00864	0.014287	1.65	0.023574
880	-9/21/2010	422.46	-0.01415	0.017021	1.691622	0.028792	793.182	-0.00353	0.014238	1.65	0.023492
881	9/22/2010	416.304	-0.01468	0.017073	1.681616	0.02871	780.289	-0.01639	0.014244	1.65	0.023503
882	9/23/2010	420.58	0.010219	0.017141	1.678194	0.028767	768.656	-0.01502	0.014346	1.65	0.023671
883	9/24/2010	430.849	0.024123	0.017163	1.681083	0.028852	771.937	0.004259	0.014412	1.65	0.023779
884	9/27/2010	440.19	0.021449	0.017305	1.682789	0.029121	787.734	0.020258	0.01435	1.65	0.023677
885	9/28/2010	441.877	0.003825	0.017328	1.693948	0.029353	793.174	0.006882	0.01437	1.65	0.023711
886	9/29/2010	445.689	0.00859	0.017274	1.689844	0.029191	802.761	0.012014	0.01438	1.65	0.023727
887	9/30/2010	446.521	0.001865	0.017152	1.688762	0.028966	798.77	-0.00498	0.014355	1.65	0.023685
888	10/1/2010	447.698	0.002632	0.017114	1.693954	0.02899	807.815	0.01126	0.014364	1.65	0.023701
889	10/4/2010	450.078	0.005302	0.017114	1.694313	0.028996	818.023	0.012557	0.014323	1.65	0.023633
890	10/5/2010	453.134	0.006767	0.016219	1.65	0.026762	833.874	0.019192	0.014063	1.65	0.023205
891	10/6/2010	457.781	0.010203	0.016146	1.632021	0.02635	826.563	-0.00881	0.014169	1.65	0.023379
892	10/7/2010	458.477	0.001519	0.015998	1.639214	0.026224	810.359	-0.0198	0.013968	1.65	0.023047
893	10/8/2010	450.992	-0.01646	0.015554	1.656295	0.025761	806.554	-0.00471	0.013848	1.65	0.02285
894	10/11/2010	450.488	-0.00112	0.015509	1.654867	0.025665	810.168	0.004471	0.013745	1.65	0.022679
895	10/12/2010	452.118	0.003612	0.01549	1.648592	0.025537	812.59	0.002985	0.013748	1.65	0.022683

No	Date	JAKMINE Index					JAKCONS Index				
		PX_LAST	Return	Stdev	Alpha	VaR	PX_LAST	Return	Stdev	Alpha	VaR
1	2/2/2007	1004.487					400.687				
2	2/5/2007	1003.778	-0.00071				398.301	-0.00597			
3	2/6/2007	1003.382	-0.00039				396.072	-0.00561			
4	2/7/2007	1003.164	-0.00022				397.344	0.003206			
5	2/8/2007	1020.16	0.0168				397.046	-0.00075			
6	2/9/2007	1018.237	-0.00189				396.441	-0.00152			
7	2/12/2007	1021.496	0.003196				393.554	-0.00731			
8	2/13/2007	1050.134	0.02765				386.332	-0.01852			
9	2/14/2007	1082.251	0.030125				385.345	-0.00256			
10	2/15/2007	1125.083	0.038814				394.311	0.023001			
11	2/16/2007	1141.686	0.014649				388.853	-0.01394			
12	2/19/2007	1139.586	-0.00184				390.331	0.003794			
13	2/20/2007	1144.128	0.003978				389.356	-0.0025			
14	2/21/2007	1156.16	0.010461				393.175	0.009761			
15	2/22/2007	1151.456	-0.00408				397.742	0.011549			
16	2/23/2007	1144.741	-0.00585				396.53	-0.00305			
17	2/26/2007	1163.567	0.016312				394.724	-0.00456			
18	2/27/2007	1152.151	-0.00986				388.072	-0.017			
19	2/28/2007	1128.17	-0.02103				385.22	-0.00738			
20	3/1/2007	1143.251	0.013279				388.816	0.009292			
21	3/2/2007	1149.886	0.005787				385.025	-0.0098			
22	3/5/2007	1101.529	-0.04296				376.021	-0.02366			
23	3/6/2007	1124.746	0.020858				380.596	0.012093			
24	3/7/2007	1147.801	0.020291				377.344	-0.00858			
25	3/8/2007	1180.485	0.028077				378.786	0.003814			
26	3/9/2007	1175.293	-0.00441				378.441	-0.00091			
27	3/12/2007	1196.69	0.018042				380.245	0.004756			
28	3/13/2007	1214.148	0.014483				382.123	0.004927			
29	3/14/2007	1194.827	-0.01604				376.847	-0.0139			
30	3/15/2007	1237.42	0.035027				374.727	-0.00564			
31	3/16/2007	1269.395	0.025512				379.256	0.012014			
32	3/20/2007	1284.047	0.011476				369.983	-0.02475			
33	3/21/2007	1257.928	-0.02055				374.892	0.013181			
34	3/22/2007	1287.187	0.022993				381.222	0.016744			
35	3/23/2007	1274.339	-0.01003				383.341	0.005543			
36	3/26/2007	1269.429	-0.00386				383.039	-0.00079			
37	3/27/2007	1280.769	0.008893				386.491	0.008972			
38	3/28/2007	1256.553	-0.01909				384.291	-0.00571			
39	3/29/2007	1310.929	0.042364				386.331	0.005294			
40	3/30/2007	1346.415	0.026709				385.827	-0.00131			
41	4/2/2007	1365.202	0.013857				385.403	-0.0011			
42	4/3/2007	1413.331	0.034647				392.604	0.018512			
43	4/4/2007	1457.11	0.030506				395.169	0.006512			
44	4/5/2007	1442.649	-0.00997				391.627	-0.009			
45	4/9/2007	1453.31	0.007363				390.966	-0.00169			
46	4/10/2007	1469.981	0.011406				389.799	-0.00299			
47	4/11/2007	1477.715	0.005248				392.694	0.007399			
48	4/12/2007	1476.788	-0.00063				394.496	0.004578			
49	4/13/2007	1482.194	0.003654				399.146	0.011718			
50	4/16/2007	1521.315	0.026052				405.275	0.015239			
51	4/17/2007	1501.677	-0.01299				401.711	-0.00883			
52	4/18/2007	1485.036	-0.01114				400.519	-0.00297			
53	4/19/2007	1447.485	-0.02561				390.906	-0.02429			
54	4/20/2007	1494.863	0.032207				394.721	0.009712			
55	4/23/2007	1516.981	0.014688				395.488	0.001941			
56	4/24/2007	1517.27	0.00019				391.725	-0.00956			
57	4/25/2007	1489.133	-0.01872				390.805	-0.00235			
58	4/26/2007	1512.913	0.015843				392.616	0.004623			
59	4/27/2007	1496.245	-0.01108				391.894	-0.00184			
60	4/30/2007	1494.034	-0.00148				391.795	-0.00025			
61	5/1/2007	1515.469	0.014245				390.456	-0.00342			
62	5/2/2007	1536.954	0.014078				393.963	0.008942			
63	5/3/2007	1568.608	0.020386				396.48	0.006369			
64	5/4/2007	1559.216	-0.00601				400.227	0.009406			
65	5/7/2007	1559.952	0.000472				399.15	-0.00269			
66	5/8/2007	1557.166	-0.00179				400.946	0.004489			
67	5/9/2007	1578.072	0.013336				404.899	0.009811			
68	5/10/2007	1566.246	-0.00752				403.214	-0.00417			
69	5/11/2007	1549.603	-0.01068				393.065	-0.02549			
70	5/14/2007	1572.89	0.014916				393.779	0.001815			
71	5/15/2007	1560.599	-0.00784				394.274	0.001256			
72	5/16/2007	1597.632	0.023453				405.041	0.026942			
73	5/21/2007	1628.741	0.019285				403.274	-0.00437			
74	5/22/2007	1651.298	0.013754				403.446	0.000427			
75	5/23/2007	1618.304	-0.02018				411.214	0.019071			
76	5/24/2007	1551.415	-0.04221				412.457	0.003018			

No	Date	JAKMINE Index					JAKCONS Index				
		PX_LAST	Return	Stdev	Alpha	VaR	PX_LAST	Return	Stdev	Alpha	VaR
77	5/25/2007	1514.226	-0.02426				410.652	-0.00439			
78	5/28/2007	1522.592	0.00551				414.197	0.008596			
79	5/29/2007	1502.556	-0.01325				410.132	-0.00986			
80	5/30/2007	1498.217	-0.00289				408.984	-0.0028			
81	5/31/2007	1529.374	0.020583				411.99	0.007323			
82	6/4/2007	1558.127	0.018626				412.509	0.001259			
83	6/5/2007	1507.218	-0.03322				415.075	0.006201			
84	6/6/2007	1520.133	0.008532				420.605	0.013235			
85	6/7/2007	1525.037	0.003221				417.137	-0.00828			
86	6/8/2007	1481.562	-0.02892				414.347	-0.00671			
87	6/11/2007	1549.092	0.044572				429.893	0.036833			
88	6/12/2007	1593.977	0.028563				432.64	0.00637			
89	6/13/2007	1548.031	-0.02925				432.852	0.00049			
90	6/14/2007	1577.714	0.018993				441.09	0.018853			
91	6/15/2007	1616.9	0.024534				438.432	-0.00604			
92	6/18/2007	1633.913	0.010467				438.252	-0.00041			
93	6/19/2007	1639.836	0.003618				443.798	0.012575			
94	6/20/2007	1645.367	0.003367				449.984	0.013843			
95	6/21/2007	1630.15	-0.00929				444.762	-0.01167			
96	6/22/2007	1638.026	0.00482				450.612	0.013067			
97	6/25/2007	1667.775	0.017999				452.891	0.005045			
98	6/26/2007	1664.193	-0.00215				450.695	-0.00486			
99	6/27/2007	1638.17	-0.01576				441.713	-0.02013			
100	6/28/2007	1636.202	-0.0012				435.422	-0.01434			
101	6/29/2007	1647.039	0.006601				437.008	0.003636			
102	7/2/2007	1707.458	0.036027	0.018226	1.65	0.030073	436.79	-0.0005	0.01103	1.65	0.0182
103	7/3/2007	1710.643	0.001864	0.018479	1.65	0.030491	445.007	0.018637	0.01101	1.65	0.018166
104	7/4/2007	1701.826	-0.00517	0.018474	1.65	0.030482	444.236	-0.00173	0.011131	1.65	0.018366
105	7/5/2007	1735.386	0.019528	0.018495	1.65	0.030518	443.946	-0.00065	0.011132	1.65	0.018369
106	7/6/2007	1761.421	0.014891	0.018515	1.65	0.030549	444.971	0.002306	0.011132	1.65	0.018368
107	7/9/2007	1794.087	0.018375	0.018525	1.65	0.030566	447.277	0.005169	0.01113	1.65	0.018364
108	7/10/2007	1757.789	-0.02044	0.018568	1.65	0.030637	444.789	-0.00558	0.011104	1.65	0.018321
109	7/11/2007	1735.915	-0.01252	0.018615	1.65	0.030714	446.148	0.003051	0.010945	1.65	0.018059
110	7/12/2007	1731.2	-0.00272	0.018525	1.65	0.030566	450.714	0.010182	0.010939	1.65	0.018049
111	7/13/2007	1726.61	-0.00265	0.018216	1.65	0.030056	451.155	0.000978	0.010757	1.65	0.01775
112	7/16/2007	1691.971	-0.02027	0.018199	1.65	0.030028	446.86	-0.00957	0.010646	1.65	0.017566
113	7/17/2007	1690.505	-0.00087	0.018353	1.65	0.030282	450.605	0.008346	0.010701	1.65	0.017656
114	7/18/2007	1705.062	0.008574	0.018359	1.65	0.030292	451.514	0.002015	0.010716	1.65	0.017682
115	7/19/2007	1771.654	0.038312	0.018353	1.65	0.030283	457.077	0.012245	0.010684	1.65	0.017628
116	7/20/2007	1820.014	0.026931	0.018655	1.65	0.03078	464.836	0.016833	0.010691	1.65	0.017639
117	7/23/2007	1844.39	0.013304	0.018762	1.65	0.030957	466.819	0.004257	0.010792	1.65	0.017806
118	7/24/2007	1851.335	0.003758	0.018745	1.65	0.03093	466.589	-0.00049	0.010777	1.65	0.017782
119	7/25/2007	1851.866	0.000287	0.018689	1.65	0.030836	464.573	-0.00433	0.010613	1.65	0.017511
120	7/26/2007	1827.588	-0.0132	0.018512	1.65	0.030545	461.804	-0.00598	0.010591	1.65	0.017475
121	7/27/2007	1780.659	-0.02601	0.018581	1.65	0.030659	448.175	-0.02996	0.010593	1.65	0.017478
122	7/30/2007	1785.309	0.002608	0.018833	1.65	0.031074	450.803	0.005847	0.010998	1.708493	0.01879
123	7/31/2007	1821.513	0.020076	0.018217	1.65	0.030058	453.843	0.006721	0.010708	1.699143	0.018194
124	8/1/2007	1741.689	-0.04481	0.01821	1.65	0.030047	439.449	-0.03223	0.010669	1.697644	0.018112
125	8/2/2007	1735.232	-0.00371	0.018806	1.65	0.031029	433.614	-0.01337	0.011152	1.753561	0.019555
126	8/3/2007	1725.369	-0.0057	0.018666	1.65	0.030798	430.45	-0.00732	0.011248	1.744488	0.019622
127	8/6/2007	1648.916	-0.04532	0.018672	1.65	0.030809	418.245	-0.02876	0.011279	1.740086	0.019627
128	8/7/2007	1636.755	-0.0074	0.019251	1.65	0.031765	412.656	-0.01345	0.011667	1.756419	0.020491
129	8/8/2007	1719.463	0.049296	0.019246	1.65	0.031756	431.532	0.044727	0.011748	1.746169	0.020514
130	8/9/2007	1702.384	-0.00998	0.019697	1.65	0.032501	425.872	-0.0132	0.01245	1.638538	0.0204
131	8/10/2007	1669.533	-0.01949	0.019486	1.65	0.032152	416.823	-0.02148	0.012516	1.637566	0.020496
132	8/13/2007	1687.304	0.010588	0.019485	1.65	0.03215	414.008	-0.00678	0.012673	1.633788	0.020705
133	8/14/2007	1661.089	-0.01566	0.019481	1.65	0.032144	405.252	-0.02138	0.01243	1.62028	0.02014
134	8/15/2007	1506.569	-0.09764	0.019428	1.65	0.032056	380.443	-0.06317	0.012571	1.616751	0.020324
135	8/16/2007	1361.997	-0.10088	0.021765	1.909495	0.04156	358.8	-0.05857	0.014004	1.858362	0.026025
136	8/20/2007	1506.474	0.10082	0.024032	2.035526	0.048918	390.192	0.083874	0.015166	1.945261	0.029503
137	8/21/2007	1451.257	-0.03734	0.02603	1.822201	0.047432	391.688	0.003827	0.017363	1.552666	0.026959
138	8/22/2007	1552.563	0.067477	0.02631	1.811134	0.047651	396.317	0.011749	0.017344	1.550136	0.026886
139	8/23/2007	1614.305	0.038997	0.027048	1.781996	0.0482	406.237	0.024722	0.017373	1.558342	0.027073
140	8/24/2007	1593.722	-0.01283	0.027	1.783856	0.048163	414.596	0.020368	0.017537	1.562685	0.027405
141	8/27/2007	1609.563	0.009891	0.026925	1.774988	0.047791	419.781	0.012429	0.017648	1.570793	0.027721
142	8/28/2007	1595.623	-0.0087	0.026909	1.774111	0.04774	419.285	-0.00118	0.017686	1.577071	0.027892
143	8/29/2007	1586.005	-0.00605	0.026721	1.768373	0.047253	413.191	-0.01464	0.017597	1.569218	0.027613
144	8/30/2007	1591.066	0.003186	0.026566	1.762516	0.046823	413.144	-0.00011	0.017653	1.561614	0.027567
145	8/31/2007	1649.772	0.036233	0.026544	1.766882	0.0469	415.462	0.005595	0.017627	1.565144	0.027589
146	9/3/2007	1672.327	0.013579	0.02677	1.766664	0.047294	418.857	0.008138	0.017633	1.568728	0.027661
147	9/4/2007	1681.347	0.005379	0.02678	1.767121	0.047323	421.904	0.007248	0.017645	1.574104	0.027775
148	9/5/2007	1726.791	0.02667	0.02678	1.76716	0.047324	417.259	-0.01107	0.017644	1.574033	0.027773
149	9/6/2007	1756.873	0.017271	0.026899	1.771946	0.047663	418.153	0.00214	0.017679	1.567712	0.027716
150	9/7/2007	1783.597	0.015097	0.026944	1.775133	0.047829	420.634	0.005916	0.017644	1.563255	0.027582
151	9/10/2007	1765.693	-0.01009	0.026866	1.774503	0.047674	414.754	-0.01408	0.01759	1.559502	0.027431
152	9/11/2007	1789.705	0.013508	0.026852	1.775412	0.047673	412.667	-0.00504	0.017625	1.558663	0.027472

No	Date	JAKMINE Index					JAKCONS Index				
		PX_LAST	Return	Stdev	Alpha	VaR	PX_LAST	Return	Stdev	Alpha	VaR
153	9/12/2007	1756.141	-0.01893	0.026847	1.782867	0.047864	414.962	0.005546	0.01763	1.557788	0.027464
154	9/13/2007	1799.25	0.024251	0.026786	1.784151	0.04779	415.639	0.00163	0.017461	1.561661	0.027269
155	9/14/2007	1807.77	0.004724	0.026707	1.785313	0.04768	412.76	-0.00695	0.017438	1.557701	0.027162
156	9/17/2007	1799.354	-0.00467	0.026677	1.782855	0.047561	408.978	-0.0092	0.017453	1.553763	0.027118
157	9/18/2007	1869.236	0.038102	0.026684	1.78121	0.04753	413.058	0.009927	0.017451	1.55385	0.027116
158	9/19/2007	1948.882	0.041726	0.026849	1.788582	0.048022	418.911	0.01407	0.017474	1.559838	0.027257
159	9/20/2007	1965.932	0.008711	0.027105	1.784341	0.048365	420.241	0.00317	0.017522	1.563938	0.027403
160	9/21/2007	2001.221	0.017791	0.027077	1.790682	0.048486	424.749	0.01067	0.017522	1.566396	0.027446
161	9/24/2007	2020.469	0.009572	0.027115	1.795728	0.048691	426.28	0.003598	0.01755	1.571648	0.027582
162	9/25/2007	2003.914	-0.00823	0.027099	1.794658	0.048634	426.025	-0.0006	0.017547	1.575018	0.027637
163	9/26/2007	1996.953	-0.00348	0.027098	1.787961	0.04845	429.502	0.008128	0.017529	1.570357	0.027526
164	9/27/2007	2055.686	0.028987	0.027045	1.781986	0.048194	431.529	0.004708	0.017535	1.571195	0.027551
165	9/28/2007	2023.914	-0.01558	0.027161	1.788637	0.048582	421.415	-0.02372	0.017518	1.568957	0.027485
166	10/1/2007	2032.459	0.004213	0.027222	1.783494	0.048551	425.644	0.009985	0.017685	1.568642	0.027742
167	10/2/2007	2103.115	0.034173	0.027219	1.785436	0.048598	435.643	0.02322	0.017706	1.571207	0.02782
168	10/3/2007	2074.589	-0.01366	0.027381	1.785368	0.048885	432.811	-0.00652	0.017827	1.573756	0.028055
169	10/4/2007	2076.129	0.000742	0.027411	1.783461	0.048887	435.531	0.006265	0.017835	1.572853	0.028052
170	10/5/2007	2083.286	0.003441	0.027378	1.787209	0.048931	443.762	0.018722	0.017646	1.576289	0.027814
171	10/8/2007	2141.531	0.027575	0.027352	1.784226	0.048802	439.941	-0.00865	0.017734	1.582743	0.028068
172	10/9/2007	2201.122	0.027446	0.027442	1.791773	0.049169	442.167	0.005047	0.017761	1.578722	0.02804
173	10/10/2007	2321.842	0.053394	0.027474	1.791687	0.049225	444.425	0.005094	0.017573	1.574865	0.027676
174	10/11/2007	2465.914	0.060202	0.027885	1.779677	0.049626	449.475	0.011299	0.01757	1.579371	0.02775
175	10/17/2007	2597.887	0.052136	0.028438	1.763483	0.050149	441.981	-0.01681	0.0176	1.584492	0.027888
176	10/18/2007	2580.805	-0.0066	0.028734	1.766363	0.050755	438.826	-0.00716	0.017596	1.572965	0.027678
177	10/19/2007	2560.618	-0.00785	0.028365	1.768812	0.050172	428.738	-0.02326	0.017612	1.568439	0.027623
178	10/22/2007	2353.838	-0.0842	0.028241	1.772426	0.050054	420.255	-0.01998	0.017766	1.568364	0.027864
179	10/23/2007	2464.458	0.045925	0.029623	1.810101	0.053621	429.371	0.02146	0.017863	1.560465	0.027875
180	10/24/2007	2431.693	-0.01338	0.029858	1.815047	0.054194	427.106	-0.00529	0.01796	1.571631	0.028227
181	10/25/2007	2443.897	0.005006	0.029904	1.811865	0.054183	431.952	0.011282	0.017967	1.570593	0.028218
182	10/26/2007	2487.255	0.017586	0.029862	1.808465	0.054005	430.563	-0.00322	0.017986	1.572283	0.02828
183	10/29/2007	2590.499	0.040671	0.029857	1.8083	0.053991	433.915	0.007755	0.01799	1.5702	0.028248
184	10/30/2007	2603.142	0.004869	0.029824	1.819174	0.054256	431.227	-0.00621	0.017996	1.570923	0.02827
185	10/31/2007	2702.983	0.037637	0.029823	1.818142	0.054222	429.804	-0.00331	0.017961	1.562293	0.028061
186	11/1/2007	2847.586	0.052116	0.029996	1.821556	0.054639	433.973	0.009653	0.017944	1.564153	0.028067
187	11/2/2007	2915.549	0.023587	0.030145	1.827255	0.055082	431.681	-0.0053	0.017954	1.5716	0.028217
188	11/5/2007	2840.702	-0.02601	0.02995	1.830109	0.054811	426.409	-0.01229	0.017583	1.571677	0.027634
189	11/6/2007	2958.508	0.040634	0.030037	1.817625	0.054596	427.481	0.002511	0.017614	1.564057	0.027549
190	11/7/2007	3038.855	0.026796	0.030027	1.82876	0.054912	430.318	0.006615	0.017616	1.565068	0.02757
191	11/8/2007	3080.576	0.013636	0.03007	1.829553	0.055015	430.118	-0.00046	0.017525	1.56123	0.02736
192	11/9/2007	3198.757	0.037646	0.030024	1.827827	0.054878	442.109	0.027497	0.017515	1.563733	0.027389
193	11/12/2007	3192.85	-0.00185	0.030183	1.829607	0.055223	436.259	-0.01332	0.017732	1.569397	0.027829
194	11/13/2007	2996.923	-0.06333	0.030194	1.827914	0.055192	436.006	-0.00058	0.017737	1.559101	0.027654
195	11/14/2007	3023.368	0.008785	0.030993	1.829428	0.0567	440.152	0.009464	0.017681	1.552616	0.027451
196	11/15/2007	3061.288	0.012464	0.030956	1.83478	0.056798	444.191	0.009135	0.01767	1.561524	0.027592
197	11/16/2007	3006.343	-0.01811	0.030962	1.836784	0.056871	442.566	-0.00367	0.017645	1.560009	0.027526
198	11/19/2007	2928.91	-0.02609	0.031034	1.826981	0.056699	435.533	-0.01602	0.01764	1.555765	0.027444
199	11/20/2007	2954.409	0.008668	0.031189	1.82081	0.056789	430.741	-0.01106	0.017705	1.553355	0.027502
200	11/21/2007	2838.407	-0.04006	0.031115	1.827872	0.056874	418.928	-0.02781	0.017626	1.553028	0.027373
201	11/22/2007	2792.715	-0.01623	0.031445	1.82069	0.057252	423.088	0.009881	0.017785	1.558451	0.027717
202	11/23/2007	2911.9	0.041792	0.03152	1.814165	0.057183	426.461	0.007941	0.01781	1.561349	0.027808
203	11/26/2007	3063.532	0.050763	0.031582	1.812966	0.057257	429.065	0.006088	0.01783	1.565442	0.027911
204	11/27/2007	3040.492	-0.00755	0.031905	1.812925	0.057841	425.794	-0.00765	0.017739	1.5614	0.027698
205	11/28/2007	3209.723	0.054165	0.031914	1.812234	0.057836	421.708	-0.00964	0.017754	1.558931	0.027677
206	11/29/2007	3132.62	-0.02431	0.032251	1.8069	0.058274	427.582	0.013833	0.017778	1.555328	0.02765
207	11/30/2007	3140.357	0.002467	0.032381	1.797011	0.05819	426.853	-0.00171	0.017833	1.560302	0.027826
208	12/3/2007	3153.958	0.004322	0.032358	1.793253	0.058026	421.61	-0.01236	0.017825	1.556926	0.027752
209	12/4/2007	3268.322	0.035619	0.032251	1.799791	0.058045	424.562	0.006977	0.017858	1.554938	0.027767
210	12/5/2007	3220.223	-0.01483	0.032333	1.80873	0.058482	436.264	0.02719	0.01787	1.556843	0.02782
211	12/6/2007	3250.492	0.009356	0.03239	1.805409	0.058477	444.391	0.018457	0.018052	1.557888	0.028124
212	12/7/2007	3233.254	-0.00532	0.032379	1.808715	0.058565	441.892	-0.00564	0.01815	1.564466	0.028394
213	12/10/2007	3180.381	-0.01649	0.03229	1.812556	0.058527	437.22	-0.01063	0.018133	1.565782	0.028393
214	12/11/2007	3248.327	0.021139	0.032363	1.808279	0.058522	442.574	0.012171	0.018143	1.557729	0.028262
215	12/12/2007	3233.759	-0.00449	0.032396	1.810872	0.058666	435.544	-0.01372	0.018185	1.562259	0.028409
216	12/13/2007	3199.655	-0.0106	0.032254	1.804455	0.0582	435.568	-0.00224	0.01819	1.552118	0.028234
217	12/14/2007	3192.57	-0.00222	0.032226	1.795964	0.057877	430.64	-0.01138	0.018107	1.544184	0.027961
218	12/17/2007	3090.498	-0.03249	0.032226	1.791875	0.057745	424.918	-0.01338	0.018132	1.537813	0.027883
219	12/18/2007	3134.056	0.013996	0.032449	1.783975	0.057888	419.805	-0.01211	0.018175	1.533444	0.027871
220	12/19/2007	3137.418	0.001072	0.032457	1.787459	0.058016	422.789	0.007083	0.018207	1.531001	0.027874
221	12/26/2007	3221.884	0.026566	0.032407	1.791384	0.058053	431.956	0.02145	0.018217	1.537105	0.028002
222	12/27/2007	3280.566	0.01805	0.032318	1.803136	0.058274	435.556	0.0083	0.018114	1.542213	0.027935
223	12/28/2007	3270.088	-0.0032	0.032339	1.806816	0.058431	436.039	0.001108	0.018124	1.543365	0.027972
224	1/2/2008	3246.069	-0.00737	0.032321	1.80115	0.058215	435.034	-0.00231	0.01811	1.540616	0.027901
225	1/3/2008	3248.647	0.000794	0.031943	1.805307	0.057667	436.177	0.002624	0.017824	1.5332	0.027328
226	1/4/2008	3353.681	0.03182	0.031932	1.806615	0.057689	440.121	0.009002	0.017776	1.538806	0.027353
227	1/7/2008	3371.896	0.005417	0.03201	1.813982	0.058066	444.66	0.01026	0.017782	1.546295	0.027496
228	1/8/2008	3339.988	-0.00951	0.031577	1.821737	0.057526	451.301	0.014825	0.017566	1.548023	0.027193

No	Date	JAKMINE Index					JAKCONS Index				
		PX_LAST	Return	Stdev	Alpha	VaR	PX_LAST	Return	Stdev	Alpha	VaR
229	1/9/2008	3393.975	0.016035	0.031588	1.821131	0.057526	465.227	0.030391	0.017565	1.5589	0.027383
230	1/14/2008	3392.282	-0.0005	0.031313	1.823525	0.057101	459.337	-0.01274	0.01726	1.579974	0.02727
231	1/15/2008	3336.914	-0.01646	0.031276	1.826353	0.057122	448.075	-0.02482	0.017256	1.580013	0.027265
232	1/16/2008	3112.486	-0.06962	0.031252	1.827068	0.057099	429.264	-0.04289	0.017303	1.582138	0.027376
233	1/17/2008	3185.455	0.023173	0.032173	1.829971	0.058875	447.196	0.040925	0.01783	1.612877	0.028757
234	1/18/2008	3105.899	-0.02529	0.032142	1.839612	0.059128	439.25	-0.01793	0.018148	1.606973	0.029164
235	1/21/2008	2833.238	-0.09188	0.030548	1.779149	0.05435	429.187	-0.02318	0.017064	1.470266	0.025089
236	1/22/2008	2572.119	-0.09669	0.030238	1.755163	0.053073	400.754	-0.06854	0.016149	1.317726	0.02128
237	1/23/2008	2884.464	0.114609	0.030519	1.895368	0.057844	417.357	0.040594	0.015504	1.893721	0.02936
238	1/24/2008	2874.023	-0.00363	0.032113	1.779966	0.05716	425.67	0.019722	0.016017	1.844442	0.029542
239	1/25/2008	3058.023	0.062056	0.031539	1.788456	0.056407	433.115	0.017339	0.016092	1.842101	0.029644
240	1/28/2008	3103.105	0.014635	0.031865	1.777982	0.056655	425.97	-0.01663	0.015998	1.848114	0.029565
241	1/29/2008	3146.476	0.01388	0.031816	1.785354	0.056802	428.698	0.006384	0.015965	1.83847	0.029351
242	1/30/2008	3154.817	0.002647	0.031822	1.786324	0.056845	430.95	0.005239	0.01593	1.837565	0.029272
243	1/31/2008	3140.903	-0.00442	0.031787	1.789542	0.056884	438.132	0.016528	0.015937	1.840703	0.029335
244	2/1/2008	3257.946	0.036587	0.031781	1.790003	0.056887	436.61	-0.00348	0.015947	1.851789	0.02953
245	2/4/2008	3385.155	0.038303	0.031917	1.794907	0.057288	439.658	0.006957	0.015952	1.84982	0.029508
246	2/5/2008	3401.222	0.004735	0.031937	1.794697	0.057317	443.06	0.007708	0.015957	1.850277	0.029525
247	2/6/2008	3308.226	-0.02772	0.031931	1.792401	0.057234	431.935	-0.02543	0.015955	1.850169	0.029519
248	2/11/2008	3263.78	-0.01353	0.03212	1.784693	0.057325	423.727	-0.01919	0.01615	1.83784	0.029681
249	2/12/2008	3289.61	0.007883	0.03212	1.77529	0.057023	421.886	-0.00435	0.016228	1.83484	0.029775
250	2/13/2008	3311.428	0.00661	0.032102	1.773089	0.056919	426.323	0.010462	0.016233	1.831275	0.029726
251	2/14/2008	3425.717	0.033931	0.032089	1.771003	0.05683	430.159	0.008958	0.016255	1.83231	0.029785
252	2/15/2008	3425.964	7.21E-05	0.032166	1.779742	0.057247	436.274	0.014116	0.016215	1.843537	0.029893
253	2/18/2008	3461.158	0.01022	0.032165	1.776192	0.057131	430.405	-0.01354	0.016264	1.850138	0.03009
254	2/19/2008	3480.782	0.005654	0.032064	1.783798	0.057196	430.427	5.11E-05	0.016317	1.840038	0.030023
255	2/20/2008	3427.41	-0.01545	0.032015	1.779852	0.056983	424.458	-0.01396	0.016316	1.839218	0.030009
256	2/21/2008	3565.814	0.039587	0.032091	1.774441	0.056943	430.876	0.015007	0.016363	1.835584	0.030035
257	2/22/2008	3597.205	0.008765	0.032242	1.781289	0.057432	425.585	-0.01236	0.0164	1.844425	0.030249
258	2/25/2008	3583.833	-0.00372	0.032087	1.777972	0.05705	430.43	0.01132	0.016422	1.833842	0.030116
259	2/26/2008	3528.057	-0.01569	0.031905	1.771846	0.056531	431.129	0.001623	0.016401	1.833939	0.030079
260	2/27/2008	3540.51	0.003523	0.031978	1.765333	0.056452	433.816	0.006213	0.016399	1.833205	0.030063
261	2/28/2008	3566.383	0.007281	0.031956	1.76186	0.056303	437.638	0.008772	0.016377	1.832217	0.030006
262	2/29/2008	3554.738	-0.00327	0.031954	1.761265	0.05628	430.084	-0.01741	0.016396	1.833927	0.030069
263	3/3/2008	3415.328	-0.04001	0.031936	1.762619	0.056292	422.308	-0.01825	0.016491	1.825534	0.030104
264	3/4/2008	3363.91	-0.01517	0.03225	1.757806	0.05669	423.967	0.003921	0.016572	1.813481	0.030052
265	3/5/2008	3383.683	0.005861	0.032226	1.748092	0.056334	429.599	0.013197	0.016569	1.813164	0.030043
266	3/6/2008	3416.465	0.009642	0.032159	1.753717	0.056398	429.825	0.000526	0.01645	1.82605	0.030039
267	3/10/2008	3202.988	-0.06452	0.032162	1.755141	0.056449	415.208	-0.0346	0.016421	1.822639	0.029929
268	3/11/2008	3144.307	-0.01849	0.032773	1.753371	0.057462	415.374	0.0004	0.016615	1.820911	0.030255
269	3/12/2008	3162.315	0.005711	0.032803	1.752305	0.05748	416.479	0.002657	0.016604	1.824719	0.030298
270	3/13/2008	2978.739	-0.0598	0.032801	1.753627	0.057521	407.591	-0.02157	0.016593	1.823347	0.030255
271	3/14/2008	2907.19	-0.02431	0.03342	1.752073	0.058554	404.069	-0.00868	0.016612	1.812224	0.030105
272	3/17/2008	2740.805	-0.05894	0.033446	1.741168	0.058236	402.355	-0.00425	0.016613	1.812207	0.030105
273	3/18/2008	2792.404	0.018651	0.033922	1.734209	0.058828	402.062	-0.00073	0.016605	1.80773	0.030018
274	3/19/2008	2668.417	-0.04542	0.033569	1.737937	0.05834	400.217	-0.0046	0.016594	1.805153	0.029955
275	3/24/2008	2675.177	0.00253	0.033375	1.735931	0.057937	401.251	0.00258	0.016551	1.799275	0.02978
276	3/25/2008	2826.029	0.054857	0.03297	1.737118	0.057273	399.775	-0.00369	0.016479	1.80889	0.029809
277	3/26/2008	2811.732	-0.00507	0.03341	1.736923	0.058031	401.534	0.00439	0.01647	1.810853	0.029824
278	3/27/2008	2849.532	0.013354	0.033404	1.737657	0.058045	405.277	0.009279	0.016323	1.822347	0.029745
279	3/28/2008	2922.514	0.025289	0.032299	1.719578	0.055541	409.104	0.009399	0.016235	1.835181	0.029794
280	3/31/2008	2840.041	-0.02863	0.03208	1.721842	0.055237	405.011	-0.01006	0.016115	1.839439	0.029643
281	4/1/2008	2742.301	-0.03502	0.032189	1.719158	0.055337	401.731	-0.00813	0.016137	1.836661	0.029638
282	4/2/2008	2589.207	-0.05745	0.032393	1.711356	0.055437	396.744	-0.01249	0.01611	1.828618	0.029459
283	4/3/2008	2426.145	-0.06505	0.032874	1.705813	0.056077	387.978	-0.02234	0.016151	1.823404	0.02945
284	4/4/2008	2567.85	0.056765	0.033264	1.703727	0.056672	392.463	0.011494	0.01627	1.810799	0.029461
285	4/7/2008	2651.751	0.032151	0.033752	1.700401	0.057392	390.497	-0.00502	0.01631	1.817572	0.029644
286	4/8/2008	2624.928	-0.01017	0.033695	1.700793	0.057307	387.594	-0.00746	0.016313	1.816592	0.029635
287	4/9/2008	2546.308	-0.03041	0.033291	1.697849	0.056523	378.098	-0.0248	0.016291	1.809187	0.029473
288	4/10/2008	2617.269	0.027487	0.033329	1.686845	0.056221	392.144	0.036476	0.016457	1.802775	0.029668
289	4/11/2008	2764.371	0.054682	0.033359	1.697569	0.056629	397.719	0.014117	0.016847	1.78375	0.03005
290	4/14/2008	2755.195	-0.00332	0.033564	1.692637	0.056812	389.164	-0.02174	0.01691	1.786205	0.030204
291	4/15/2008	2818.965	0.022882	0.03345	1.696997	0.056427	395.135	0.015227	0.017023	1.774808	0.030213
292	4/16/2008	2941.165	0.042436	0.033504	1.688298	0.056564	402.952	0.01959	0.0171	1.778576	0.030414
293	4/17/2008	2948.683	0.002553	0.033563	1.687474	0.056636	401.426	-0.00379	0.016986	1.785631	0.03033
294	4/18/2008	2986.516	0.012749	0.033564	1.6886	0.056676	400.585	-0.0021	0.016942	1.79042	0.030334
295	4/21/2008	2971.72	-0.00497	0.03299	1.690566	0.055771	399.442	-0.00286	0.016943	1.789635	0.030321
296	4/22/2008	2871.224	-0.0344	0.032981	1.687054	0.055641	388.438	-0.02794	0.016912	1.784762	0.030183
297	4/23/2008	3045.688	0.058988	0.033132	1.677679	0.055586	384.902	-0.00914	0.017093	1.773782	0.03032
298	4/24/2008	2916.405	-0.04338	0.033615	1.679683	0.056463	387.507	0.006745	0.017109	1.770925	0.0303
299	4/25/2008	2819.666	-0.03373	0.033795	1.679641	0.056764	380.756	-0.01758	0.017064	1.781285	0.030396
300	4/28/2008	2881.758	0.021782	0.033951	1.65	0.056019	380.186	-0.0015	0.017115	1.778838	0.030445
301	4/29/2008	2997.022	0.039219	0.033785	1.681961	0.056825	389.999	0.025484	0.016903	1.785889	0.030187
302	4/30/2008	2954.523	-0.01428	0.033968	1.65	0.056047	394.385	0.011183	0.017075	1.779636	0.030388
303	5/2/2008	2906.397	-0.01642	0.033745	1.682762	0.056785	396.199	0.004589	0.017095	1.780211	0.030433
304	5/5/2008	2989.476	0.028184	0.033394	1.676894	0.055998	406.088	0.024653	0.01709	1.779675	0.030414

No	Date	JAKMINE Index					JAKCONS Index				
		PX_LAST	Return	Stdev	Alpha	VaR	PX_LAST	Return	Stdev	Alpha	VaR
305	5/6/2008	3013.512	0.008008	0.033509	1.683989	0.056429	402.696	-0.00839	0.017263	1.782483	0.030772
306	5/7/2008	3082.092	0.022502	0.033068	1.686169	0.055759	407.776	0.012536	0.017257	1.783101	0.030771
307	5/8/2008	3147.461	0.020988	0.033061	1.696381	0.056084	402.21	-0.01374	0.017247	1.783102	0.030753
308	5/9/2008	3142.523	-0.00157	0.033128	1.700184	0.056323	406.154	0.009758	0.017297	1.777228	0.030741
309	5/12/2008	3125.619	-0.00539	0.033125	1.698662	0.056268	406.975	0.002019	0.017287	1.786991	0.030891
310	5/13/2008	3200.685	0.023733	0.032933	1.692452	0.055737	408.504	0.00375	0.017273	1.785062	0.030833
311	5/14/2008	3217.172	0.005138	0.032988	1.700966	0.056112	413.105	0.0112	0.017052	1.790812	0.030537
312	5/15/2008	3235.862	0.005793	0.032979	1.69996	0.056062	410.592	-0.0061	0.016985	1.791945	0.030436
313	5/16/2008	3301.438	0.020063	0.03298	1.702843	0.056159	410.743	0.000368	0.016986	1.791696	0.030434
314	5/19/2008	3428.881	0.037876	0.032998	1.711327	0.05647	410.493	-0.00061	0.016957	1.797461	0.03048
315	5/21/2008	3413.352	-0.00454	0.033146	1.711373	0.056725	413.386	0.007023	0.016908	1.793476	0.030324
316	5/22/2008	3428.485	0.004424	0.033146	1.711361	0.056725	416.8	0.008225	0.016874	1.803364	0.030431
317	5/23/2008	3341.65	-0.02565	0.033129	1.715266	0.056825	416.857	0.000137	0.016896	1.80772	0.030544
318	5/26/2008	3232.071	-0.03334	0.033233	1.710003	0.056828	409.985	-0.01662	0.01686	1.813852	0.030582
319	5/27/2008	3177.203	-0.01712	0.033241	1.709961	0.056841	408.543	-0.00352	0.016889	1.812634	0.030613
320	5/28/2008	3361.557	0.056403	0.033259	1.702394	0.05662	415.396	0.016635	0.01685	1.817193	0.03062
321	5/29/2008	3429.02	0.01987	0.033731	1.700895	0.057374	415.091	-0.00073	0.016919	1.817373	0.030748
322	5/30/2008	3388.29	-0.01195	0.033686	1.700163	0.057272	414.54	-0.00133	0.016778	1.816442	0.030475
323	6/2/2008	3347.002	-0.01226	0.033663	1.693109	0.056995	416.098	0.003751	0.016755	1.812557	0.030369
324	6/3/2008	3282.321	-0.01951	0.033685	1.690846	0.056956	416.757	0.001583	0.016759	1.813742	0.030397
325	6/4/2008	3183.57	-0.03055	0.033734	1.688102	0.056947	422.728	0.014226	0.01676	1.815736	0.030431
326	6/5/2008	3318.156	0.041406	0.033873	1.65	0.055891	420.089	-0.00626	0.016821	1.817989	0.03058
327	6/6/2008	3367.958	0.014897	0.033978	1.65	0.056064	418.07	-0.00482	0.016805	1.811236	0.030437
328	6/9/2008	3471.717	0.030343	0.034007	1.65	0.056111	417.255	-0.00195	0.016775	1.805123	0.030281
329	6/10/2008	3369.453	-0.0299	0.034128	1.65	0.056311	412.052	-0.01255	0.016703	1.800755	0.030078
330	6/11/2008	3348.12	-0.00635	0.034224	1.65	0.05647	410.983	-0.0026	0.016443	1.80633	0.029702
331	6/12/2008	3526.542	0.051919	0.03423	1.65	0.056479	410.475	-0.00124	0.016403	1.811836	0.029719
332	6/13/2008	3444.188	-0.02363	0.034581	1.65	0.057059	409.82	-0.0016	0.016227	1.820642	0.029544
333	6/16/2008	3415.872	-0.00826	0.033939	1.65	0.055999	412.803	0.007252	0.015663	1.806339	0.028292
334	6/17/2008	3394.468	-0.00629	0.033877	1.65	0.055897	404.311	-0.02079	0.015116	1.864059	0.028178
335	6/18/2008	3377.129	-0.00512	0.033783	1.65	0.055741	404.068	-0.0006	0.015152	1.86341	0.028234
336	6/19/2008	3450.576	0.021515	0.032464	1.65	0.053566	400.68	-0.00842	0.014983	1.874089	0.028079
337	6/20/2008	3459.525	0.00259	0.030961	1.65	0.051085	396.97	-0.0093	0.013346	1.65	0.02202
338	6/23/2008	3496.338	0.010585	0.028833	1.65	0.047574	398.782	0.004554	0.012731	1.65	0.021006
339	6/24/2008	3488.784	-0.00216	0.028841	1.65	0.047587	399.238	0.001143	0.012577	1.65	0.020752
340	6/25/2008	3452.283	-0.01052	0.028197	1.65	0.046525	400.548	0.003276	0.012447	1.65	0.020537
341	6/26/2008	3437.844	-0.00419	0.028189	1.65	0.046512	399.874	-0.00168	0.01235	1.65	0.020377
342	6/27/2008	3400.569	-0.0109	0.028164	1.65	0.046471	396.29	-0.009	0.01233	1.65	0.020345
343	6/30/2008	3415.958	0.004515	0.028188	1.65	0.04651	398.285	0.005022	0.012343	1.65	0.020366
344	7/1/2008	3483.917	0.019699	0.028186	1.65	0.046507	399.341	0.002648	0.012233	1.65	0.020184
345	7/2/2008	3444.953	-0.01125	0.02802	1.65	0.046232	396.904	-0.00612	0.012235	1.65	0.020188
346	7/3/2008	3142.907	-0.09176	0.027784	1.65	0.045844	389.954	-0.01767	0.01222	1.65	0.020164
347	7/4/2008	3244.465	0.031802	0.029261	1.65	0.048281	391.921	0.005032	0.0123	1.65	0.020296
348	7/7/2008	3200.828	-0.01354	0.029313	1.65	0.048366	392.003	0.000209	0.012071	1.65	0.019918
349	7/8/2008	3134.383	-0.02098	0.029313	1.65	0.048366	390.441	-0.00399	0.011931	1.65	0.019686
350	7/9/2008	3055.748	-0.02541	0.029375	1.65	0.048468	389.446	-0.00255	0.01193	1.65	0.019684
351	7/10/2008	3003.245	-0.01733	0.029471	1.65	0.048627	384.838	-0.0119	0.011877	1.65	0.019597
352	7/11/2008	2967.692	-0.01191	0.029306	1.65	0.048355	380.039	-0.01255	0.011885	1.65	0.01961
353	7/14/2008	2965.349	-0.00079	0.029325	1.65	0.048386	379.844	-0.00051	0.011839	1.65	0.019534
354	7/15/2008	2973.73	0.002822	0.029301	1.65	0.048347	375.454	-0.01162	0.011775	1.65	0.019429
355	7/16/2008	3086.461	0.037208	0.029296	1.65	0.048338	365.013	-0.0282	0.01182	1.65	0.019503
356	7/17/2008	2941.838	-0.04799	0.029516	1.65	0.048701	357.419	-0.02102	0.012057	1.65	0.019893
357	7/18/2008	2753.538	-0.06615	0.029597	1.65	0.048836	360.45	0.008444	0.012096	1.65	0.019959
358	7/21/2008	2866.769	0.040299	0.030265	1.65	0.049937	363.534	0.00852	0.012093	1.65	0.019953
359	7/22/2008	2873.395	0.002309	0.030568	1.65	0.050437	365.526	0.005465	0.012066	1.65	0.019909
360	7/23/2008	2778.107	-0.03372	0.030541	1.65	0.050392	370.695	0.014042	0.012083	1.65	0.019936
361	7/24/2008	2799.334	0.007612	0.030699	1.65	0.050653	372.675	0.005327	0.012159	1.65	0.020063
362	7/25/2008	2802.865	0.001261	0.0307	1.65	0.050655	371.564	-0.00299	0.012134	1.65	0.020022
363	7/28/2008	2886.047	0.029246	0.030702	1.65	0.050658	381.583	0.026607	0.01203	1.65	0.019849
364	7/29/2008	2904.568	0.006397	0.030625	1.65	0.050532	386.97	0.014019	0.012232	1.65	0.020183
365	7/31/2008	2995.296	0.030758	0.030605	1.65	0.050499	390.81	0.009874	0.012315	1.65	0.02032
366	8/1/2008	2868.254	-0.04334	0.030767	1.65	0.050765	378.779	-0.03127	0.012281	1.65	0.020263
367	8/4/2008	2767.222	-0.03586	0.031033	1.65	0.051204	381.359	0.006788	0.012648	1.65	0.02087
368	8/5/2008	2595.981	-0.06388	0.030576	1.65	0.05045	381.203	-0.00041	0.012216	1.65	0.020157
369	8/6/2008	2589.12	-0.00265	0.031163	1.65	0.051418	385.935	0.012337	0.012216	1.65	0.020156
370	8/7/2008	2625.743	0.014046	0.031153	1.65	0.051403	387.741	0.004669	0.012282	1.65	0.020266
371	8/8/2008	2698.45	0.027314	0.03064	1.65	0.050556	382.534	-0.01352	0.012112	1.65	0.019985
372	8/11/2008	2536.455	-0.06191	0.030683	1.65	0.050627	374.667	-0.02078	0.012155	1.65	0.020056
373	8/12/2008	2414.965	-0.04908	0.030741	1.65	0.050723	369.956	-0.01265	0.012317	1.65	0.020323
374	8/13/2008	2389.684	-0.01052	0.031053	1.65	0.051238	370.985	0.002778	0.012375	1.65	0.020418
375	8/14/2008	2541.218	0.061482	0.030749	1.65	0.050736	370.215	-0.00208	0.012374	1.65	0.020417
376	8/15/2008	2437.926	-0.0415	0.031378	1.65	0.051774	369.829	-0.00104	0.01237	1.65	0.020411
377	8/19/2008	2361.185	-0.03198	0.031139	1.65	0.051379	368.729	-0.00298	0.012367	1.65	0.020405
378	8/20/2008	2439.396	0.032587	0.031286	1.65	0.051622	370.599	0.005059	0.012358	1.65	0.02039
379	8/21/2008	2491.3	0.021054	0.031439	1.65	0.051874	375.749	0.013801	0.01233	1.65	0.020344
380	8/22/2008	2560.343	0.027337	0.031405	1.65	0.051818	375.635	-0.0003	0.012375	1.65	0.020418

No	Date	JAKMINE Index					JAKCONS Index				
		PX_LAST	Return	Stdev	Alpha	VaR	PX_LAST	Return	Stdev	Alpha	VaR
381	8/25/2008	2544.829	-0.00608	0.031417	1.65	0.051838	380.971	0.014105	0.01234	1.65	0.020351
382	8/26/2008	2512.016	-0.01298	0.031234	1.65	0.051536	379.7	-0.00334	0.012406	1.65	0.020469
383	8/27/2008	2535.777	0.009414	0.030731	1.65	0.050706	379.96	0.000685	0.01235	1.65	0.020378
384	8/28/2008	2566.943	0.012216	0.030041	1.65	0.049567	387.93	0.020759	0.012151	1.65	0.020049
385	8/29/2008	2577.219	0.003995	0.029523	1.65	0.048713	396.007	0.020607	0.012276	1.65	0.020255
386	9/1/2008	2538.84	-0.015	0.029347	1.65	0.048422	398.562	0.006431	0.012439	1.65	0.020524
387	9/2/2008	2464.281	-0.02981	0.029367	1.65	0.048456	397.614	-0.00238	0.01243	1.65	0.02051
388	9/3/2008	2349.711	-0.04761	0.029361	1.65	0.048446	401.495	0.009713	0.012173	1.65	0.020085
389	9/4/2008	2292.742	-0.02454	0.029602	1.65	0.048843	397.018	-0.01121	0.011657	1.65	0.019235
390	9/5/2008	2214.205	-0.03486	0.029151	1.65	0.048099	393.154	-0.00978	0.011628	1.65	0.019186
391	9/8/2008	2226.917	0.005725	0.029337	1.65	0.048406	405.158	0.030076	0.011462	1.65	0.018913
392	9/9/2008	2070.242	-0.07295	0.029239	1.65	0.048244	398.236	-0.01723	0.011753	1.65	0.019392
393	9/10/2008	1905.658	-0.08284	0.029726	1.65	0.049048	396.841	-0.00351	0.011718	1.65	0.019334
394	9/11/2008	1936.309	0.015956	0.030759	1.65	0.050752	390.743	-0.01549	0.011717	1.65	0.019333
395	9/12/2008	1887.207	-0.02569	0.030778	1.65	0.050784	372.872	-0.04681	0.011816	1.65	0.019496
396	9/15/2008	1754.659	-0.07282	0.030852	1.65	0.050906	375.889	0.008059	0.012698	1.777453	0.022571
397	9/16/2008	1679.533	-0.04376	0.031461	1.65	0.051911	370.3	-0.01498	0.012425	1.779372	0.022109
398	9/17/2008	1738.382	0.034439	0.031028	1.65	0.051195	374.057	0.010095	0.012481	1.777298	0.022182
399	9/18/2008	1828.028	0.050283	0.031055	1.65	0.051241	370.424	-0.00976	0.012505	1.777715	0.02223
400	9/19/2008	2026.863	0.103251	0.031409	1.65	0.051825	374.581	0.01116	0.01242	1.779285	0.022099
401	9/22/2008	2010.678	-0.00802	0.033104	1.65	0.054622	375.522	0.002509	0.012472	1.784217	0.022253
402	9/23/2008	2031.201	0.010155	0.032824	1.65	0.05416	372.425	-0.00828	0.012204	1.803939	0.022015
403	9/24/2008	2002.72	-0.01412	0.032838	1.65	0.054182	373.848	0.003814	0.012173	1.794574	0.021845
404	9/25/2008	1939.435	-0.03211	0.03283	1.65	0.054169	377.861	0.010677	0.01217	1.794218	0.021835
405	9/26/2008	1887.5	-0.02714	0.032791	1.65	0.054106	387.198	0.02441	0.011955	1.816968	0.021722
406	9/29/2008	1833.242	-0.02917	0.032846	1.65	0.054196	381.36	-0.01519	0.01219	1.804529	0.021998
407	10/6/2008	1425.258	-0.25173	0.032821	1.65	0.054154	367.684	-0.03652	0.012209	1.792825	0.021888
408	10/7/2008	1353.004	-0.05203	0.040948	2.22702	0.091191	368.821	0.003088	0.012659	1.825522	0.023109
409	10/8/2008	1198.719	-0.12107	0.041179	2.210342	0.091019	339.967	-0.08146	0.01262	1.82425	0.023022
410	10/13/2008	1194.606	-0.00344	0.04269	2.183009	0.093192	355.268	0.044024	0.014964	2.159909	0.032321
411	10/14/2008	1253.558	0.048169	0.042562	2.183693	0.092942	378.822	0.064194	0.015641	2.045626	0.031997
412	10/15/2008	1219.114	-0.02786	0.042931	2.171652	0.093231	366.853	-0.03211	0.016918	1.821145	0.03081
413	10/16/2008	1184.367	-0.02892	0.042942	2.164812	0.092962	359.215	-0.02104	0.017197	1.817253	0.031251
414	10/17/2008	1144.902	-0.03389	0.042878	2.158486	0.092551	349.807	-0.02654	0.017311	1.807701	0.031293
415	10/20/2008	1189.271	0.038021	0.042664	2.15628	0.091996	361.744	0.033555	0.017493	1.798705	0.031465
416	10/21/2008	1174.264	-0.0127	0.042941	2.150835	0.092358	364.332	0.007129	0.017823	1.781445	0.031752
417	10/22/2008	1134.468	-0.03448	0.042914	2.148421	0.092198	355.848	-0.02356	0.017818	1.781175	0.031737
418	10/23/2008	1095.568	-0.03489	0.042954	2.14562	0.092164	350.49	-0.01517	0.017955	1.772289	0.031822
419	10/24/2008	1047.396	-0.04497	0.042963	2.145107	0.09216	323.951	-0.07874	0.017943	1.772778	0.03181
420	10/27/2008	989.482	-0.05688	0.043094	2.136444	0.092068	302.94	-0.06706	0.019532	1.891586	0.036947
421	10/28/2008	979.554	-0.01008	0.04279	2.138989	0.091527	279.542	-0.08038	0.020482	1.918466	0.039294
422	10/29/2008	960.416	-0.01973	0.042668	2.13837	0.091239	284.152	0.016357	0.021887	1.966513	0.043041
423	10/30/2008	1011.11	0.051437	0.042674	2.136599	0.091176	298.254	0.048436	0.02198	1.967196	0.043239
424	10/31/2008	1095.873	0.080503	0.043151	2.123859	0.091648	321.919	0.076354	0.02258	1.92376	0.043439
425	11/3/2008	1207.622	0.097102	0.044123	2.086022	0.092042	345.509	0.070719	0.023942	1.799285	0.043078
426	11/4/2008	1208.34	0.000594	0.04538	2.035553	0.092372	348.312	0.00808	0.024986	1.728214	0.043181
427	11/5/2008	1173.345	-0.02939	0.045098	2.039192	0.091963	351.076	0.007904	0.025003	1.732818	0.043325
428	11/6/2008	1080.124	-0.08278	0.045067	2.032203	0.091586	342.79	-0.02388	0.02502	1.736869	0.043456
429	11/7/2008	1084.954	0.004462	0.045449	2.014934	0.091577	338.263	-0.01329	0.025118	1.730295	0.043461
430	11/10/2008	1062.019	-0.02137	0.04544	2.021385	0.091851	343.537	0.015471	0.025121	1.730056	0.04346
431	11/11/2008	1055.471	-0.00618	0.045448	2.01836	0.09173	340.334	-0.00937	0.025181	1.734724	0.043682
432	11/12/2008	1035.112	-0.01948	0.044998	2.026481	0.091188	334.924	-0.01602	0.025192	1.731896	0.043631
433	11/13/2008	962.608	-0.07262	0.044989	2.027465	0.091214	323.314	-0.03528	0.025232	1.727075	0.043578
434	11/14/2008	955.15	-0.00778	0.045394	2.012134	0.091338	326.612	0.010149	0.025432	1.717456	0.043678
435	11/17/2008	904.882	-0.05406	0.045392	2.011898	0.091323	324.502	-0.00648	0.025395	1.726844	0.043853
436	11/18/2008	861.918	-0.04864	0.045573	2.000499	0.091168	327.903	0.010426	0.025398	1.724827	0.043807
437	11/19/2008	831.218	-0.03627	0.045574	1.989816	0.090683	333.389	0.016592	0.025421	1.730639	0.043995
438	11/20/2008	790.547	-0.05017	0.045597	1.982388	0.090392	325.629	-0.02355	0.025478	1.737698	0.044273
439	11/21/2008	802.772	0.015346	0.045668	1.971226	0.090021	326.714	0.003326	0.025563	1.729164	0.044202
440	11/24/2008	770.658	-0.04083	0.04575	1.972023	0.090221	313.841	-0.0402	0.025566	1.729848	0.044226
441	11/25/2008	812.473	0.052838	0.045823	1.965316	0.090056	314.64	0.002543	0.025844	1.722174	0.044507
442	11/26/2008	872.322	0.071076	0.046311	1.956989	0.09063	315.423	0.002485	0.025848	1.72353	0.044551
443	11/27/2008	843.733	-0.03332	0.047093	1.939577	0.09134	312.457	0.00945	0.025844	1.727345	0.044642
444	11/28/2008	897.512	0.06179	0.047098	1.932912	0.091036	320.9	0.026663	0.025843	1.722633	0.044519
445	12/1/2008	866.525	-0.03514	0.047587	1.921192	0.091425	319.745	-0.00361	0.026002	1.725247	0.04486
446	12/2/2008	817.544	-0.05819	0.047636	1.9163	0.091284	318.62	-0.00352	0.026	1.726097	0.044878
447	12/3/2008	807.836	-0.01195	0.047197	1.919243	0.090582	319.707	0.003406	0.025953	1.730605	0.044914
448	12/4/2008	825.794	0.021986	0.046975	1.917618	0.090081	314.283	-0.01711	0.025949	1.730131	0.044895
449	12/5/2008	797.552	-0.0348	0.047112	1.92053	0.09048	312.863	-0.00453	0.025992	1.72454	0.044823
450	12/9/2008	839.201	0.050903	0.047154	1.917522	0.09042	327.907	0.046965	0.025992	1.724359	0.044819
451	12/10/2008	909.199	0.080114	0.047578	1.916983	0.091207	323.688	-0.01295	0.026453	1.718015	0.045447
452	12/11/2008	920.367	0.012209	0.048477	1.899213	0.092067	316.606	-0.02212	0.026457	1.717696	0.045446
453	12/12/2008	869.849	-0.05645	0.048537	1.902229	0.092328	310.248	-0.02029	0.026514	1.715264	0.045479
454	12/15/2008	939.146	0.076651	0.048729	1.891656	0.092179	323.239	0.04102	0.026578	1.709333	0.04543
455	12/16/2008	922.325	-0.01807	0.049513	1.876471	0.09291	327.903	0.014326	0.026905	1.712066	0.046063
456	12/17/2008	913.295	-0.00984	0.049271	1.872933	0.092282	329.289	0.004218	0.026815	1.722948	0.0462

No	Date	JAKMINE Index					JAKCONS Index				
		PX_LAST	Return	Stdev	Alpha	VaR	PX_LAST	Return	Stdev	Alpha	VaR
457	12/18/2008	905.353	-0.00873	0.049138	1.880336	0.092396	327.473	-0.00553	0.026744	1.730468	0.046279
458	12/19/2008	885.757	-0.02188	0.04883	1.890861	0.09233	327.448	-7.6E-05	0.026731	1.726192	0.046143
459	12/22/2008	873.243	-0.01423	0.048564	1.887252	0.091652	330.727	0.009964	0.026714	1.723682	0.046047
460	12/23/2008	885.832	0.014313	0.048543	1.884671	0.091488	331.937	0.003652	0.026729	1.724855	0.046104
461	12/24/2008	876.664	-0.0104	0.048563	1.892226	0.091892	332.097	0.000482	0.02669	1.722319	0.045969
462	12/26/2008	874.684	-0.00226	0.048525	1.889757	0.091701	332.048	-0.00015	0.026683	1.720848	0.045917
463	12/30/2008	877.678	0.003417	0.048517	1.889283	0.091662	326.843	-0.0158	0.026682	1.721771	0.045941
464	1/5/2009	972.304	0.102389	0.048366	1.888588	0.091343	338.329	0.034539	0.026574	1.712642	0.045512
465	1/6/2009	940.643	-0.0331	0.049667	1.851677	0.091968	341.382	0.008983	0.026774	1.71132	0.045819
466	1/7/2009	957.093	0.017337	0.049536	1.844123	0.091351	331.904	-0.02816	0.02677	1.711104	0.045807
467	1/8/2009	921.698	-0.03768	0.049515	1.853632	0.091783	335.85	0.011819	0.026737	1.711194	0.045752
468	1/9/2009	959.303	0.039989	0.049525	1.853283	0.091783	343.345	0.022071	0.026757	1.712419	0.045819
469	1/12/2009	936.04	-0.02455	0.049493	1.865094	0.09231	354.552	0.032119	0.026859	1.717046	0.046118
470	1/13/2009	931.688	-0.00466	0.049509	1.861143	0.092144	360.288	0.016049	0.027031	1.717081	0.046414
471	1/14/2009	925.781	-0.00636	0.049452	1.85894	0.091928	340.4	-0.05678	0.027078	1.719684	0.046565
472	1/15/2009	883.824	-0.04638	0.049307	1.856171	0.091523	341.292	0.002617	0.027624	1.726126	0.047683
473	1/16/2009	917.972	0.037909	0.049169	1.858476	0.091379	342.517	0.003583	0.027556	1.732989	0.047753
474	1/19/2009	900.457	-0.01926	0.049249	1.868571	0.092026	339.252	-0.00958	0.027534	1.738054	0.047855
475	1/20/2009	885.795	-0.01642	0.049259	1.866933	0.091963	337.708	-0.00456	0.027545	1.734161	0.047768
476	1/21/2009	882.808	-0.00338	0.048734	1.869293	0.091098	346.907	0.026875	0.027547	1.733367	0.04775
477	1/22/2009	887.838	0.005682	0.048638	1.876612	0.091275	346.573	-0.00096	0.027687	1.737891	0.048117
478	1/23/2009	871.004	-0.01914	0.048613	1.883303	0.091554	346.26	-0.0009	0.027686	1.738528	0.048133
479	1/27/2009	917.871	0.05241	0.048433	1.878647	0.090988	343.846	-0.007	0.02768	1.736746	0.048074
480	1/28/2009	906.724	-0.01222	0.048738	1.874511	0.091361	340.726	-0.00912	0.027649	1.730988	0.047859
481	1/29/2009	907.4	0.000745	0.048593	1.87081	0.090908	336.511	-0.01245	0.027661	1.7282	0.047803
482	1/30/2009	922.162	0.016138	0.048604	1.871844	0.090978	337.847	0.003962	0.027642	1.720726	0.047564
483	2/2/2009	897.962	-0.02659	0.048675	1.875584	0.091293	341.157	0.00975	0.027646	1.722962	0.047633
484	2/3/2009	902.218	0.004728	0.048663	1.869647	0.090982	340.456	-0.00206	0.027667	1.725454	0.047738
485	2/4/2009	914.508	0.01353	0.048633	1.868918	0.090892	352.093	0.033609	0.027579	1.720463	0.047449
486	2/5/2009	936.018	0.023248	0.048671	1.869829	0.091007	354.293	0.006229	0.027714	1.719115	0.047643
487	2/6/2009	986.592	0.052622	0.048785	1.874133	0.091429	355.411	0.003151	0.027713	1.719061	0.047641
488	2/9/2009	968.218	-0.0188	0.049141	1.877592	0.092267	354.299	-0.00313	0.027716	1.720754	0.047693
489	2/10/2009	984.758	0.016939	0.048998	1.8833	0.092277	351.073	-0.00915	0.027695	1.717075	0.047555
490	2/11/2009	985.121	0.000369	0.049039	1.88951	0.09266	351.769	0.001981	0.027689	1.717702	0.047561
491	2/12/2009	966.352	-0.01924	0.048974	1.896219	0.092866	349.644	-0.00606	0.027677	1.721376	0.047642
492	2/13/2009	979.685	0.013703	0.048967	1.89202	0.092646	350.717	0.003064	0.027501	1.715648	0.047182
493	2/16/2009	974.552	-0.00525	0.048577	1.906205	0.092598	350.437	-0.0008	0.027458	1.721789	0.047277
494	2/17/2009	952.333	-0.02306	0.047977	1.918641	0.092051	349.355	-0.00309	0.027457	1.722649	0.047299
495	2/18/2009	962.567	0.010689	0.04795	1.912483	0.091703	350.698	0.003837	0.02742	1.726448	0.04734
496	2/19/2009	962.984	0.000433	0.047945	1.918805	0.091997	350.756	0.000165	0.027033	1.731909	0.046818
497	2/20/2009	950.197	-0.01337	0.047482	1.932225	0.091747	348.927	-0.00523	0.027019	1.729604	0.046732
498	2/23/2009	963.107	0.013495	0.047335	1.938953	0.091781	350.917	0.005687	0.026984	1.73262	0.046753
499	2/24/2009	947.743	-0.01608	0.047202	1.939162	0.091533	349.548	-0.00391	0.02697	1.731479	0.046698
500	2/25/2009	952.324	0.004822	0.04687	1.938156	0.090841	348.902	-0.00185	0.026957	1.733374	0.046726
501	2/26/2009	948.943	-0.00356	0.045555	1.985907	0.090468	345.482	-0.00985	0.026931	1.729675	0.046581
502	2/27/2009	963.894	0.015633	0.045557	1.986715	0.090508	346.155	0.001946	0.026944	1.725704	0.046498
503	3/2/2009	918.359	-0.04839	0.045582	1.986995	0.09057	341.719	-0.0129	0.026935	1.729002	0.046571
504	3/3/2009	921.066	0.002943	0.045761	1.978648	0.090544	343.408	0.00493	0.026958	1.723714	0.046468
505	3/4/2009	949.779	0.030698	0.045707	1.985974	0.090772	342.024	-0.00404	0.02694	1.722223	0.046396
506	3/5/2009	945.974	-0.00401	0.045821	1.992486	0.091297	340.934	-0.00319	0.026819	1.716491	0.046034
507	3/6/2009	945.721	-0.00027	0.045766	1.998134	0.091447	342.275	0.003926	0.026783	1.720228	0.046072
508	3/10/2009	955.64	0.010434	0.038492	1.65	0.063513	345.672	0.009876	0.026547	1.728373	0.045883
509	3/11/2009	953.093	-0.00267	0.038213	1.65	0.063051	344.573	-0.00318	0.026566	1.730245	0.045965
510	3/12/2009	949.021	-0.00428	0.03632	1.456969	0.052917	340.776	-0.01108	0.025282	1.67472	0.042341
511	3/13/2009	948.59	-0.00045	0.03632	1.456774	0.05291	344.074	0.009631	0.024914	1.672884	0.041678
512	3/16/2009	940.369	-0.0087	0.035961	1.447284	0.052046	342.73	-0.00391	0.024068	1.711928	0.041202
513	3/17/2009	933.765	-0.00705	0.035877	1.449497	0.052004	340.037	-0.00789	0.023864	1.717285	0.040981
514	3/18/2009	943.044	0.009888	0.035782	1.452023	0.051956	341.946	0.005598	0.023786	1.720982	0.040936
515	3/19/2009	939.102	-0.00419	0.03566	1.458484	0.052009	342.449	0.00147	0.023648	1.730076	0.040914
516	3/20/2009	959.584	0.021576	0.035431	1.448621	0.051326	351.653	0.026522	0.023402	1.729532	0.040474
517	3/23/2009	981.68	0.022766	0.035496	1.457113	0.051721	355.247	0.010168	0.023546	1.730882	0.040755
518	3/24/2009	1028.627	0.046715	0.035429	1.46676	0.051965	353.086	-0.0061	0.023452	1.741225	0.040835
519	3/25/2009	1010.2	-0.01808	0.03559	1.479452	0.052654	347.444	-0.01611	0.02341	1.744328	0.040835
520	3/27/2009	1045.31	0.034165	0.035352	1.477176	0.052222	352.801	0.015301	0.02208	1.655581	0.036555
521	3/30/2009	1003.803	-0.04052	0.035053	1.480199	0.051886	351.006	-0.0051	0.021039	1.59202	0.033494
522	3/31/2009	1005.544	0.001733	0.035278	1.480472	0.052228	351.269	0.000749	0.019358	1.388603	0.02688
523	4/1/2009	1025.105	0.019266	0.03522	1.484383	0.05228	346.281	-0.0143	0.019306	1.380627	0.026655
524	4/2/2009	1048.77	0.022823	0.034895	1.480364	0.051658	352.316	0.017278	0.018799	1.374844	0.025845
525	4/3/2009	1089.35	0.037963	0.034019	1.489798	0.050682	349.134	-0.00907	0.01729	1.501112	0.025954
526	4/6/2009	1128.667	0.035456	0.032799	1.65	0.054118	351.544	0.006879	0.015813	1.663224	0.026301
527	4/7/2009	1105.563	-0.02068	0.033001	1.65	0.054451	349.585	-0.00559	0.015808	1.662726	0.026284
528	4/8/2009	1117.021	0.010311	0.032936	1.65	0.054344	346.171	-0.00981	0.015798	1.655845	0.026159
529	4/13/2009	1211.672	0.081336	0.031888	1.498967	0.047799	352.695	0.018671	0.015645	1.654198	0.025881
530	4/14/2009	1267.819	0.045297	0.032899	1.489207	0.048994	353.566	0.002467	0.015696	1.66515	0.026135
531	4/15/2009	1321.794	0.041692	0.033114	1.65	0.054638	360.455	0.019297	0.015623	1.660756	0.025946
532	4/16/2009	1349.026	0.020393	0.033343	1.65	0.055016	364.001	0.009789	0.015707	1.67054	0.026239

No	Date	JAKMINE Index					JAKCONS Index				
		PX_LAST	Return	Stdev	Alpha	VaR	PX_LAST	Return	Stdev	Alpha	VaR
533	4/17/2009	1342.525	-0.00483	0.033319	1.65	0.054976	365.614	0.004422	0.015644	1.680999	0.026297
534	4/20/2009	1398.201	0.040634	0.032451	1.65	0.053543	363.135	-0.0068	0.015216	1.667278	0.025369
535	4/21/2009	1371.584	-0.01922	0.032644	1.65	0.053862	365.897	0.007577	0.01521	1.658667	0.025228
536	4/22/2009	1313.269	-0.04345	0.032203	1.65	0.053135	366.041	0.000393	0.015204	1.666095	0.025332
537	4/23/2009	1299.561	-0.01049	0.032121	1.65	0.052999	364.366	-0.00459	0.015176	1.661118	0.025209
538	4/24/2009	1317.905	0.014017	0.031895	1.65	0.052627	369.771	0.014725	0.015105	1.652438	[illegible]
539	4/27/2009	1334.471	0.012492	0.031427	1.480185	0.046518	366.421	-0.0091	0.014964	1.659652	0.024835
540	4/28/2009	1335.164	0.000519	0.031419	1.47933	0.046479	366.06	-0.00099	0.014998	1.653385	0.024798
541	4/29/2009	1378.155	0.031692	0.031079	1.475799	0.045866	372.896	0.018502	0.014407	1.608512	[illegible]
542	4/30/2009	1444.462	0.046991	0.030824	1.47428	0.045444	381.322	0.022345	0.014507	1.614223	[illegible]
543	5/1/2009	1438.004	-0.00448	0.030396	1.481916	0.045045	379.064	-0.00594	0.014653	1.618862	0.023721
544	5/4/2009	1512.323	0.050391	0.030165	1.480384	0.044655	385.769	0.017534	0.014629	1.619878	[illegible]
545	5/5/2009	1542.295	0.019625	0.02997	1.483345	0.044456	386.573	0.002082	0.014501	1.62445	0.023557
546	5/6/2009	1599.455	0.036391	0.029724	1.487506	0.044215	394.04	0.019132	0.014491	1.627637	[illegible]
547	5/7/2009	1680.712	0.049555	0.029169	1.472024	0.042937	397.402	0.008496	0.014582	1.636543	0.023864
548	5/8/2009	1726.451	0.02685	0.029418	1.484874	0.043683	399.768	0.005936	0.014596	1.639358	[illegible]
549	5/11/2009	1731.425	0.002877	0.029447	1.486292	0.043767	399.376	-0.00098	0.014469	1.645913	[illegible]
550	5/12/2009	1770.127	0.022107	0.029141	1.483457	0.04323	403.049	0.009155	0.014457	1.647742	[illegible]
551	5/13/2009	1771.49	0.00077	0.028851	1.479138	0.042675	405.006	0.004844	0.013758	1.722025	0.023691
552	5/14/2009	1630.197	-0.08312	0.027909	1.48807	0.041531	400.378	-0.01149	0.013677	1.7307	0.02367
553	5/15/2009	1567.436	-0.03926	0.029311	1.565852	0.045896	398.72	-0.00415	0.013526	1.726251	0.023349
554	5/18/2009	1622.802	0.034713	0.028991	1.550312	0.044945	405.475	0.0168	0.013348	1.725928	0.023038
555	5/19/2009	1706.648	0.050377	0.028251	1.572124	0.044414	422.677	0.041549	0.012853	1.793129	0.023047
556	5/20/2009	1719.864	0.007714	0.028503	1.581922	0.045089	427.105	0.010422	0.013388	1.722754	0.023064
557	5/22/2009	1749.192	0.016909	0.028457	1.586416	0.045145	422.932	-0.00982	0.01341	1.725811	0.023143
558	5/25/2009	1782.432	0.018825	0.028436	1.65	0.046919	427.919	0.011723	0.013443	1.724145	0.023178
559	5/26/2009	1716.615	-0.03762	0.028315	1.602017	0.045362	424.761	-0.00741	0.013472	1.730319	0.02331
560	5/27/2009	1742.368	0.014891	0.028588	1.65	0.04717	430.478	0.01337	0.013489	1.720544	0.023208
561	5/28/2009	1750.639	0.004736	0.028589	1.65	0.047173	439.399	0.020512	0.013532	1.724577	0.023337
562	5/29/2009	1818.963	0.038286	0.028538	1.65	0.047087	433.732	-0.01298	0.013648	1.728795	0.023595
563	6/1/2009	2021.719	0.105682	0.028694	1.65	0.047344	439.506	0.013225	0.013736	1.723593	0.023676
564	6/2/2009	1979.999	-0.02085	0.030329	1.553564	0.047118	440.013	0.001153	0.013648	1.734862	0.023678
565	6/3/2009	1971.618	-0.00424	0.028941	1.65	0.047752	440.733	0.001635	0.013271	1.759791	0.023355
566	6/4/2009	1988.963	0.008759	0.028678	1.604741	0.046021	442.021	0.002918	0.013256	1.755693	0.023273
567	6/5/2009	2025.662	0.018283	0.028661	1.60219	0.045921	446.414	0.009889	0.012888	1.74645	0.022508
568	6/8/2009	1981.588	-0.022	0.028318	1.605677	0.04547	446.103	-0.0007	0.012876	1.745932	0.02248
569	6/9/2009	2018.984	0.018696	0.028286	1.594254	0.045096	449.4	0.007363	0.012733	1.743813	0.022204
570	6/10/2009	2088.255	0.033734	0.028125	1.602192	0.045062	454.027	0.010243	0.01239	1.773715	0.021976
571	6/11/2009	2081.757	-0.00312	0.028217	1.611898	0.045483	464.744	0.02333	0.012338	1.774404	0.021893
572	6/12/2009	2088.943	0.003446	0.028202	1.612625	0.045479	469.681	0.010567	0.01099	1.415724	0.015558
573	6/15/2009	2012.975	-0.03704	0.027665	1.603748	0.044367	462.203	-0.01605	0.011015	1.422666	0.01567
574	6/16/2009	1978.531	-0.01726	0.027877	1.5977	0.04454	465.2	0.006463	0.011181	1.432337	0.016016
575	6/17/2009	1972.218	-0.0032	0.027858	1.597663	0.044508	468.513	0.007096	0.011114	1.43654	0.015966
576	6/18/2009	1862.834	-0.05706	0.027773	1.599535	0.044424	462.785	-0.0123	0.011093	1.44333	0.016012
577	6/19/2009	1879.368	0.008837	0.028505	1.621492	0.04622	476	0.028155	0.010942	1.44129	0.015771
578	6/22/2009	1814.687	-0.03502	0.028504	1.622449	0.046247	470.373	-0.01189	0.011223	1.445613	0.016224
579	6/23/2009	1677.007	-0.0789	0.028698	1.625361	0.046644	465.317	-0.01081	0.011316	1.448983	0.016397
580	6/24/2009	1826.907	0.085614	0.029605	1.671472	0.049483	472.822	0.016	0.011357	1.451509	0.016485
581	6/25/2009	1880.593	0.028963	0.030596	1.645224	0.050336	480.456	0.016017	0.011364	1.463092	0.016626
582	6/26/2009	1872.85	-0.00413	0.030667	1.652128	0.050666	487.677	0.014918	0.011322	1.470839	0.016653
583	6/29/2009	1863.096	-0.00522	0.030675	1.646628	0.05051	488.763	0.002224	0.011379	1.478945	0.016829
584	6/30/2009	1848.543	-0.00784	0.030512	1.648909	0.050312	495.732	0.014158	0.011363	1.472953	0.016737
585	7/1/2009	1855.604	0.003812	0.030549	1.645704	0.050274	506.353	0.021199	0.011397	1.65	0.018806
586	7/2/2009	1839.539	-0.0087	0.030544	1.642979	0.050183	511.967	0.011026	0.011134	1.65	0.01837
587	7/3/2009	1818.214	-0.01166	0.03054	1.634756	0.049925	508.75	-0.0063	0.011155	1.65	0.018406
588	7/6/2009	1739.138	-0.04447	0.03024	1.626722	0.049192	507.757	-0.00195	0.0112	1.65	0.018479
589	7/7/2009	1841.494	0.057188	0.030561	1.631811	0.049869	509.894	0.0042	0.011193	1.65	0.018469
590	7/9/2009	1789.498	-0.02864	0.03097	1.630637	0.050501	520.797	0.021157	0.011119	1.65	0.018346
591	7/10/2009	1754.913	-0.01952	0.031161	1.65	0.051416	516.63	-0.00803	0.011253	1.65	0.018567
592	7/13/2009	1693.24	-0.03578	0.031164	1.65	0.05142	500.953	-0.03081	0.011272	1.65	0.018599
593	7/14/2009	1735.361	0.024572	0.031431	1.65	0.051861	513.32	0.024387	0.011795	1.65	0.019462
594	7/15/2009	1801.905	0.037629	0.03147	1.65	0.051925	536.519	0.044203	0.011968	1.65	0.019748
595	7/16/2009	1785.328	-0.00924	0.031493	1.65	0.051964	542.315	0.010745	0.01261	1.65	0.020806
596	7/17/2009	1776.157	-0.00515	0.031529	1.65	0.052023	548.004	0.010436	0.012626	1.65	0.020833
597	7/21/2009	1869.527	0.051233	0.031544	1.65	0.052048	550.26	0.004108	0.012634	1.65	0.020845
598	7/22/2009	1853.459	-0.00863	0.031801	1.65	0.052472	551.236	0.001772	0.012596	1.65	0.020783
599	7/23/2009	1911.936	0.031063	0.031831	1.65	0.052521	555.584	0.007857	0.012598	1.65	0.020787
600	7/24/2009	1917.403	0.002855	0.031842	1.65	0.052539	557.478	0.003403	0.012574	1.65	0.020747
601	7/27/2009	1959.77	0.021855	0.031844	1.65	0.052542	589.464	0.055791	0.012557	1.65	0.020719
602	7/28/2009	2009.049	0.024834	0.03186	1.65	0.052569	585.843	-0.00616	0.013472	1.455911	0.019614
603	7/29/2009	1975.216	-0.01698	0.031898	1.65	0.052631	586.096	0.000432	0.013517	1.454401	0.019659
604	7/30/2009	2046.924	0.03566	0.031495	1.65	0.051967	599.53	0.022662	0.013401	1.450787	0.019442
605	7/31/2009	2144.907	0.046758	0.031616	1.65	0.052166	591.202	-0.01399	0.013512	1.460919	0.01974
606	8/3/2009	2154.95	0.004671	0.031773	1.65	0.052425	591.537	0.000566	0.01362	1.466654	0.019975
607	8/4/2009	2200.05	0.020713	0.031751	1.65	0.052389	601.527	0.016747	0.013601	1.467661	0.019961
608	8/5/2009	2180.748	-0.00881	0.031763	1.65	0.05241	588.968	-0.0211	0.013646	1.475971	0.020141

No	Date	JAKMINE Index					JAKCONS Index				
		PX_LAST	Return	Stdev	Alpha	VaR	PX_LAST	Return	Stdev	Alpha	VaR
609	8/6/2009	2308.655	0.056997	0.03181	1.65	0.052486	590.266	0.002201	0.013898	1.486811	0.020664
610	8/7/2009	2254.677	-0.02366	0.03216	1.65	0.053065	582.325	-0.01354	0.013875	1.488721	0.020656
611	8/10/2009	2302.245	0.020878	0.032298	1.65	0.053292	586.383	0.006944	0.013907	1.490799	0.020732
612	8/11/2009	2311.177	0.003872	0.032308	1.65	0.053308	585.873	-0.00087	0.013901	1.489009	0.020699
613	8/12/2009	2232.349	-0.0347	0.032263	1.65	0.053234	584.189	-0.00288	0.013884	1.48971	0.020683
614	8/13/2009	2328.783	0.042291	0.03252	1.65	0.053658	589.771	0.00951	0.013845	1.489532	0.020622
615	8/14/2009	2324.458	-0.00186	0.032692	1.65	0.053943	586.817	-0.00502	0.013851	1.492111	0.020667
616	8/18/2009	2271.354	-0.02311	0.032684	1.65	0.053928	586.735	-0.00014	0.013885	1.490404	0.020694
617	8/19/2009	2152.91	-0.05356	0.032816	1.65	0.054147	577.675	-0.01556	0.01373	1.478955	0.020306
618	8/20/2009	2223.538	0.032279	0.033367	1.65	0.055055	579.758	0.003599	0.013875	1.477991	0.020507
619	8/21/2009	2194.454	-0.01317	0.033228	1.65	0.054826	580.88	0.001933	0.013831	1.480982	0.020483
620	8/24/2009	2276.119	0.036539	0.033193	1.65	0.054768	574.571	-0.01092	0.01367	1.475734	0.020174
621	8/25/2009	2263.615	-0.00551	0.033213	1.65	0.054801	574.913	0.000595	0.013725	1.467115	0.020136
622	8/26/2009	2255.373	-0.00365	0.032881	1.65	0.054254	573.025	-0.00329	0.013695	1.46847	0.02011
623	8/27/2009	2179.261	-0.03433	0.032896	1.65	0.054279	567.783	-0.00919	0.013713	1.467197	0.02012
624	8/28/2009	2182.356	0.001419	0.033148	1.65	0.054694	567.134	-0.00114	0.01365	1.462997	0.01997
625	8/31/2009	2140.427	-0.0194	0.033117	1.65	0.054644	559.178	-0.01413	0.013606	1.451893	0.019755
626	9/1/2009	2122.633	-0.00835	0.033078	1.65	0.054579	557.621	-0.00279	0.013667	1.45601	0.0199
627	9/2/2009	2069.502	-0.02535	0.032984	1.65	0.054424	565.415	0.01388	0.013686	1.45118	0.019861
628	9/3/2009	2133.14	0.030287	0.033026	1.65	0.054493	574.044	0.015146	0.013678	1.461031	0.019984
629	9/4/2009	2127.843	-0.00249	0.033111	1.65	0.054633	571.24	-0.0049	0.013636	1.470269	0.020049
630	9/7/2009	2132.056	0.001978	0.032246	1.65	0.053206	578.455	0.012551	0.013602	1.457981	0.019832
631	9/8/2009	2197.95	0.030438	0.031998	1.65	0.052797	581.189	0.004715	0.013622	1.464675	0.019952
632	9/9/2009	2170.115	-0.01274	0.031888	1.65	0.052615	578.514	-0.00461	0.013544	1.455636	0.019715
633	9/10/2009	2182.522	0.005701	0.031899	1.65	0.052634	569.096	-0.01641	0.013567	1.448534	0.019652
634	9/11/2009	2206.774	0.011051	0.031885	1.65	0.05261	572.162	0.005373	0.013729	1.452957	0.019948
635	9/14/2009	2181.505	-0.01152	0.031686	1.65	0.052282	572.12	-7.3E-05	0.013683	1.457026	0.019936
636	9/15/2009	2236.818	0.025039	0.031637	1.65	0.052201	573.068	0.001656	0.013687	1.452512	0.01988
637	9/16/2009	2281.827	0.019922	0.031325	1.65	0.051687	584.405	0.01959	0.013684	1.453119	0.019884
638	9/17/2009	2267.603	-0.00625	0.031318	1.65	0.051675	588.258	0.006571	0.013735	1.465852	0.020134
639	9/24/2009	2261.141	-0.00285	0.031329	1.65	0.051692	598.096	0.016586	0.013699	1.460378	0.020006
640	9/25/2009	2236.729	-0.01086	0.031331	1.65	0.051697	591.299	-0.01143	0.01368	1.470927	0.020122
641	9/28/2009	2203.709	-0.01487	0.031369	1.65	0.051759	582.25	-0.01542	0.013765	1.472293	0.020266
642	9/29/2009	2228.033	0.010977	0.031317	1.65	0.051673	596.712	0.024535	0.013842	1.46592	0.020291
643	9/30/2009	2238.591	0.004728	0.031032	1.65	0.051202	597.628	0.001534	0.013872	1.465902	0.020335
644	10/1/2009	2224.526	-0.0063	0.031019	1.65	0.051181	599.085	0.002435	0.013835	1.467896	0.020309
645	10/2/2009	2219.563	-0.00223	0.030687	1.65	0.050633	595.419	-0.00614	0.013774	1.458434	0.020089
646	10/5/2009	2234.274	0.006606	0.030651	1.65	0.050574	594.475	-0.00159	0.013813	1.456159	0.020114
647	10/6/2009	2231.274	-0.00134	0.030474	1.605321	0.04892	603.025	0.01428	0.013744	1.444046	0.019846
648	10/7/2009	2203.228	-0.01265	0.030117	1.599624	0.048176	598.487	-0.00755	0.013774	1.44798	0.019945
649	10/8/2009	2175.662	-0.01259	0.030058	1.589835	0.047787	598.638	0.000252	0.013823	1.443436	0.019952
650	10/9/2009	2188.686	0.005968	0.030095	1.585974	0.04773	601.453	0.004691	0.013819	1.44395	0.019954
651	10/12/2009	2162.59	-0.01199	0.030031	1.581744	0.047502	596.102	-0.00894	0.013809	1.440876	0.019898
652	10/13/2009	2163.749	0.000536	0.030064	1.578595	0.047459	602.453	0.010598	0.01387	1.437352	0.019935
653	10/14/2009	2230.548	0.030405	0.028809	1.518839	0.043757	608.733	0.01037	0.013798	1.443538	0.019918
654	10/15/2009	2238.137	0.003397	0.028623	1.525458	0.043663	603.651	-0.00838	0.013787	1.451256	0.020009
655	10/16/2009	2251.04	0.005749	0.028449	1.51747	0.043171	607.143	0.005768	0.013785	1.439801	0.019848
656	10/19/2009	2270.38	0.008555	0.028049	1.511797	0.042405	606.178	-0.00159	0.013254	1.456513	0.019305
657	10/20/2009	2228.425	-0.01865	0.028051	1.512071	0.042415	604.49	-0.00279	0.013247	1.448892	0.019193
658	10/21/2009	2222.007	-0.00288	0.028095	1.503431	0.042239	595.835	-0.01442	0.013194	1.448394	0.01911
659	10/22/2009	2178.182	-0.01992	0.028051	1.496641	0.041982	587.852	-0.01349	0.013289	1.443587	0.019184
660	10/23/2009	2231.363	0.024122	0.027852	1.491775	0.041549	591.658	0.006454	0.013353	1.446863	0.019319
661	10/26/2009	2227.28	-0.00183	0.027909	1.494492	0.04171	593.977	0.003912	0.013317	1.441996	0.019204
662	10/27/2009	2158.002	-0.0316	0.027912	1.492507	0.041658	581.395	-0.02141	0.013202	1.43221	0.018908
663	10/28/2009	2060.532	-0.04622	0.027879	1.481754	0.04131	566.234	-0.02642	0.013332	1.445907	0.019276
664	10/29/2009	2053.705	-0.00332	0.026247	1.65	0.043308	561.306	-0.00874	0.013609	1.463416	0.019916
665	10/30/2009	2085.222	0.01523	0.026164	1.65	0.04317	575.396	0.024792	0.013655	1.460662	0.019945
666	11/2/2009	2094.922	0.004641	0.026202	1.65	0.043233	598.173	0.038822	0.013837	1.470206	0.020343
667	11/3/2009	2025.512	-0.03369	0.026192	1.65	0.043216	587.093	-0.0187	0.014301	1.461808	0.020906
668	11/4/2009	2108.736	0.040266	0.026351	1.65	0.043479	587.679	0.000998	0.014447	1.460559	0.021101
669	11/5/2009	2071.773	-0.01768	0.026561	1.65	0.043825	591.139	0.00587	0.014444	1.461419	0.021109
670	11/6/2009	2068.462	-0.0016	0.02656	1.65	0.043824	595.507	0.007362	0.01444	1.460431	0.021089
671	11/9/2009	2059.765	-0.00421	0.026344	1.65	0.043468	598.332	0.004733	0.014428	1.458534	0.021044
672	11/10/2009	2002.061	-0.02841	0.026346	1.65	0.04347	597.703	-0.00105	0.014279	1.449953	0.020704
673	11/11/2009	2084.36	0.040285	0.026494	1.65	0.043716	599.25	0.002585	0.01426	1.442676	0.020572
674	11/12/2009	2096.305	0.005714	0.026543	1.65	0.043796	602.312	0.005097	0.014138	1.442164	0.020389
675	11/13/2009	2129.229	0.015584	0.026489	1.65	0.043706	608.092	0.009551	0.014134	1.441233	0.020371
676	11/16/2009	2203.172	0.034138	0.026528	1.65	0.043772	619.197	0.018097	0.014144	1.442926	0.020409
677	11/17/2009	2194.443	-0.00397	0.026084	1.65	0.043039	618.183	-0.00164	0.014147	1.454423	0.020576
678	11/18/2009	2208.307	0.006298	0.02608	1.65	0.043032	624.042	0.009433	0.013922	1.443733	0.0201
679	11/19/2009	2171.041	-0.01702	0.025821	1.65	0.042604	628.507	0.007129	0.013861	1.450617	0.020107
680	11/20/2009	2230.375	0.026963	0.024575	1.65	0.040548	631.315	0.004458	0.013799	1.456257	0.020095
681	11/23/2009	2244.168	0.006165	0.023236	1.65	0.03834	637.479	0.009716	0.013737	1.448827	0.019903
682	11/24/2009	2206.26	-0.01704	0.02308	1.65	0.038083	639.73	0.003525	0.013691	1.444997	0.019783
683	11/25/2009	2198.043	-0.00373	0.02315	1.65	0.038197	633.271	-0.01015	0.013636	1.437336	0.0196
684	11/26/2009	2105.909	-0.04282	0.023146	1.65	0.038191	624.203	-0.01442	0.013697	1.434734	0.019651

No	Date	JAKMINE Index					JAKCONS Index				
		PX_LAST	Return	Stdev	Alpha	VaR	PX_LAST	Return	Stdev	Alpha	VaR
685	11/30/2009	2129.868	0.011313	0.023551	1.65	0.03886	625.728	0.00244	0.013751	1.426534	0.019617
686	12/1/2009	2185.836	0.025938	0.023572	1.65	0.038893	646.589	0.032795	0.013618	1.41578	0.01928
687	12/2/2009	2220.293	0.015641	0.023676	1.65	0.039066	642.74	-0.00597	0.013932	1.414445	0.019707
688	12/3/2009	2252.715	0.014497	0.023678	1.65	0.039068	659.912	0.026366	0.01393	1.414471	0.019704
689	12/4/2009	2248.628	-0.00182	0.023239	1.65	0.038344	661.591	0.002541	0.014129	1.427186	0.020164
690	12/7/2009	2202.104	-0.02091	0.022578	1.65	0.037254	651.15	-0.01591	0.014128	1.426131	0.020148
691	12/8/2009	2191.84	-0.00467	0.022485	1.65	0.037101	648.675	-0.00381	0.014122	1.416321	0.020002
692	12/9/2009	2213.267	0.009728	0.02239	1.65	0.036944	648.875	0.000308	0.014098	1.416787	0.019973
693	12/10/2009	2192.467	-0.00944	0.02207	1.65	0.036416	646.143	-0.00422	0.013698	1.374339	0.018825
694	12/11/2009	2211.082	0.008455	0.021991	1.65	0.036286	651.066	0.00759	0.013535	1.358564	0.018389
695	12/14/2009	2180.293	-0.01402	0.02171	1.65	0.035822	660.011	0.013645	0.012869	1.386691	0.017846
696	12/15/2009	2166.831	-0.00619	0.021741	1.65	0.035872	659.303	-0.00107	0.012893	1.388809	0.017905
697	12/16/2009	2192.45	0.011754	0.021744	1.65	0.035878	669.463	0.015293	0.012868	1.380409	0.017763
698	12/17/2009	2152.678	-0.01831	0.021193	1.65	0.034968	654.618	-0.02242	0.012936	1.388883	0.017966
699	12/21/2009	2082.938	-0.03293	0.021262	1.65	0.035082	641.762	-0.01983	0.013164	1.404823	0.018493
700	12/22/2009	2117.497	0.016455	0.021326	1.65	0.035188	654.24	0.019257	0.013324	1.408172	0.018762
701	12/23/2009	2116.874	-0.00029	0.021382	1.65	0.03528	657.09	0.004347	0.013441	1.417886	0.019058
702	12/28/2009	2187.631	0.032879	0.021278	1.65	0.035109	662.964	0.0089	0.01228	1.65	0.020262
703	12/29/2009	2221.481	0.015355	0.021385	1.65	0.035285	665.027	0.003107	0.012283	1.65	0.020267
704	12/30/2009	2203.475	-0.00814	0.021357	1.65	0.035239	671.305	0.009396	0.012284	1.65	0.020269
705	1/4/2010	2256.166	0.023631	0.02109	1.65	0.034799	675.708	0.006537	0.012121	1.65	0.02
706	1/5/2010	2314.102	0.025355	0.020704	1.65	0.034161	686.673	0.016097	0.012036	1.65	0.019859
707	1/6/2010	2345.669	0.013549	0.020849	1.65	0.0344	680.962	-0.00835	0.012126	1.65	0.020008
708	1/7/2010	2346.033	0.000155	0.020791	1.65	0.034306	672.844	-0.01199	0.012066	1.65	0.01991
709	1/8/2010	2409.813	0.026823	0.020769	1.65	0.03427	684.482	0.017149	0.01193	1.65	0.019684
710	1/11/2010	2409.401	-0.00017	0.020154	1.65	0.033254	693.845	0.013586	0.012034	1.65	0.019856
711	1/12/2010	2408.428	-0.0004	0.020007	1.65	0.033011	696.754	0.004184	0.011998	1.65	0.019796
712	1/13/2010	2370.604	-0.01583	0.019902	1.65	0.032839	689.057	-0.01111	0.011989	1.65	0.019781
713	1/14/2010	2415.481	0.018754	0.019966	1.65	0.032943	686.809	-0.00327	0.012055	1.65	0.01989
714	1/15/2010	2375.033	-0.01689	0.019734	1.65	0.032562	690.27	0.005027	0.012056	1.65	0.019893
715	1/18/2010	2359.513	-0.00656	0.019361	1.65	0.031946	689.612	-0.00095	0.012035	1.65	0.019857
716	1/19/2010	2374.528	0.006343	0.019372	1.65	0.031963	700.941	0.016295	0.012019	1.65	0.019832
717	1/20/2010	2358.933	-0.00659	0.019238	1.65	0.031743	711.852	0.015446	0.012107	1.65	0.019976
718	1/21/2010	2330.757	-0.01202	0.018464	1.65	0.030466	705.753	-0.0086	0.012055	1.65	0.019891
719	1/22/2010	2294.4	-0.01572	0.018234	1.65	0.030086	702.397	-0.00477	0.012102	1.65	0.019968
720	1/25/2010	2276.753	-0.00772	0.018255	1.65	0.030121	702.968	0.000813	0.01212	1.65	0.019998
721	1/26/2010	2239.173	-0.01664	0.017904	1.65	0.029542	693.91	-0.01297	0.012052	1.65	0.019885
722	1/27/2010	2213.135	-0.0117	0.017973	1.65	0.029656	692.964	-0.00136	0.012144	1.65	0.020037
723	1/28/2010	2265.568	0.023415	0.018007	1.65	0.029712	704.124	0.015976	0.012137	1.65	0.020026
724	1/29/2010	2236.397	-0.01296	0.017827	1.65	0.029414	699.783	-0.00618	0.012165	1.65	0.020073
725	2/1/2010	2215.899	-0.00921	0.017876	1.65	0.029495	705.466	0.008088	0.01219	1.65	0.020113
726	2/2/2010	2201.229	-0.00664	0.017792	1.65	0.029356	702.427	-0.00432	0.012093	1.65	0.019953
727	2/3/2010	2265.977	0.02899	0.017784	1.65	0.029344	712.627	0.014417	0.0121	1.65	0.019966
728	2/4/2010	2261.965	-0.00177	0.017821	1.65	0.029404	715.616	0.004186	0.012106	1.65	0.019975
729	2/5/2010	2168.455	-0.04222	0.017573	1.65	0.028996	697.855	-0.02513	0.012038	1.65	0.019862
730	2/8/2010	2135.998	-0.01508	0.018085	1.65	0.029841	679.187	-0.02711	0.012325	1.65	0.020336
731	2/9/2010	2122.601	-0.00629	0.018149	1.65	0.029945	686.617	0.01088	0.012617	1.65	0.020818
732	2/10/2010	2095.567	-0.01282	0.017897	1.65	0.02953	683.743	-0.00419	0.012647	1.65	0.020868
733	2/11/2010	2124.834	0.01387	0.017897	1.65	0.02953	694.108	0.015045	0.012645	1.65	0.020865
734	2/12/2010	2168.934	0.020542	0.017944	1.65	0.029607	701.999	0.011304	0.012582	1.65	0.02076
735	2/15/2010	2147.629	-0.00987	0.018029	1.65	0.029748	695.214	-0.00971	0.012612	1.65	0.02081
736	2/16/2010	2208.08	0.027759	0.018019	1.65	0.029732	705.3	0.014404	0.012665	1.65	0.020898
737	2/17/2010	2238.871	0.013848	0.01806	1.65	0.029799	707.275	0.002796	0.012726	1.65	0.020998
738	2/18/2010	2185.072	-0.02432	0.018002	1.65	0.029703	699.314	-0.01132	0.012603	1.65	0.020795
739	2/19/2010	2166.66	-0.00846	0.018153	1.65	0.029953	701.483	0.003097	0.012663	1.65	0.020894
740	2/22/2010	2182.938	0.007485	0.01817	1.65	0.02998	699.57	-0.00273	0.012575	1.65	0.020748
741	2/23/2010	2214.346	0.014285	0.018156	1.65	0.029957	711.303	0.016633	0.012514	1.65	0.020647
742	2/24/2010	2196.781	-0.00796	0.018153	1.65	0.029952	718.967	0.010717	0.012482	1.65	0.020595
743	2/25/2010	2178.866	-0.00819	0.018136	1.65	0.029925	717.932	-0.00144	0.012305	1.65	0.020303
744	3/1/2010	2187.055	0.003751	0.018147	1.65	0.029943	725.099	0.009933	0.012309	1.65	0.02031
745	3/2/2010	2203.954	0.007697	0.018141	1.65	0.029933	730.704	0.0077	0.012336	1.65	0.020354
746	3/3/2010	2211.279	0.003318	0.018157	1.65	0.029959	724.273	-0.00884	0.012322	1.65	0.020332
747	3/4/2010	2227.899	0.007488	0.018148	1.65	0.029944	725.565	0.001782	0.012365	1.65	0.020402
748	3/5/2010	2243.329	0.006902	0.018163	1.65	0.02997	724.178	-0.00191	0.012302	1.65	0.020299
749	3/8/2010	2265.637	0.009895	0.018131	1.65	0.029916	733.004	0.012114	0.012272	1.65	0.020248
750	3/9/2010	2281.333	0.006904	0.018111	1.65	0.029883	740.563	0.01026	0.012313	1.65	0.020316
751	3/10/2010	2291.656	0.004515	0.018114	1.65	0.029888	759.497	0.025246	0.012338	1.65	0.020357
752	3/11/2010	2296.608	0.002159	0.018075	1.65	0.029823	747.682	-0.01568	0.012502	1.65	0.020628
753	3/12/2010	2300.928	0.001879	0.018075	1.65	0.029824	747.179	-0.00067	0.012604	1.65	0.020796
754	3/15/2010	2294.974	-0.00259	0.017824	1.65	0.029409	746.515	-0.00089	0.01258	1.65	0.020756
755	3/17/2010	2358.598	0.027346	0.017823	1.65	0.029408	754.509	0.010651	0.012539	1.65	0.020689
756	3/18/2010	2371.405	0.005415	0.01802	1.65	0.029733	752.566	-0.00258	0.012563	1.65	0.020729
757	3/19/2010	2368.437	-0.00125	0.018009	1.65	0.029714	759.856	0.00964	0.012566	1.65	0.020734
758	3/22/2010	2296.792	-0.03072	0.017906	1.65	0.029545	752.098	-0.01026	0.012578	1.65	0.020754
759	3/23/2010	2294.217	-0.00112	0.018175	1.65	0.029989	748.838	-0.00434	0.012529	1.65	0.020673
760	3/24/2010	2326.37	0.013918	0.018061	1.65	0.0298	750.268	0.001908	0.012446	1.65	0.020535

No	Date	JAKMINE Index					JAKCONS Index				
		PX_LAST	Return	Stdev	Alpha	VaR	PX_LAST	Return	Stdev	Alpha	VaR
761	3/25/2010	2330.089	0.001597	0.017954	1.65	0.029625	753.828	0.004734	0.012439	1.65	0.020524
762	3/26/2010	2396.773	0.028217	0.017953	1.65	0.029623	751.11	-0.00361	0.01244	1.65	0.020527
763	3/29/2010	2429.575	0.013593	0.017871	1.65	0.029487	744.265	-0.00915	0.012222	1.65	0.020166
764	3/30/2010	2432.252	0.001101	0.017264	1.65	0.028485	748.385	0.00552	0.011927	1.65	0.019679
765	3/31/2010	2430.263	-0.00082	0.017256	1.65	0.028473	738.141	-0.01378	0.011873	1.65	0.019591
766	4/1/2010	2465.967	0.014585	0.017204	1.65	0.028386	742.758	0.006235	0.01178	1.65	0.019438
767	4/5/2010	2470.46	0.00182	0.017251	1.65	0.028464	746.072	0.004452	0.011202	1.65	0.018483
768	4/6/2010	2532.428	0.024774	0.016878	1.65	0.027848	751.14	0.00677	0.011004	1.65	0.018156
769	4/7/2010	2527.17	-0.00208	0.016591	1.65	0.027376	768.141	0.022381	0.011011	1.65	0.018169
770	4/8/2010	2482.607	-0.01779	0.016479	1.65	0.02719	774.762	0.008583	0.011186	1.65	0.018456
771	4/9/2010	2528.002	0.01812	0.016594	1.65	0.02738	767.177	-0.00984	0.011191	1.65	0.018466
772	4/12/2010	2532.685	0.001851	0.016662	1.65	0.027492	770.009	0.003685	0.011258	1.65	0.018576
773	4/13/2010	2567.259	0.013559	0.016375	1.65	0.027019	775.137	0.006638	0.011253	1.65	0.018568
774	4/14/2010	2571.303	0.001574	0.015963	1.65	0.026339	771.854	-0.00424	0.011261	1.65	0.01858
775	4/15/2010	2614.242	0.016561	0.015959	1.65	0.026332	783.284	0.0147	0.011278	1.65	0.018609
776	4/16/2010	2609.485	-0.00182	0.015967	1.65	0.026346	774.252	-0.0116	0.011323	1.65	0.018682
777	4/19/2010	2528.529	-0.03152	0.015639	1.65	0.025804	769.935	-0.00559	0.0113	1.65	0.018645
778	4/20/2010	2574.871	0.018162	0.015979	1.65	0.026365	782.18	0.015779	0.01132	1.65	0.018679
779	4/21/2010	2563.993	-0.00423	0.016059	1.65	0.026497	784.57	0.003051	0.011379	1.65	0.018775
780	4/22/2010	2587.166	0.008997	0.01596	1.65	0.026335	780.702	-0.00494	0.011369	1.65	0.018758
781	4/23/2010	2565.351	-0.00847	0.015773	1.65	0.026025	788.132	0.009472	0.011389	1.65	0.018791
782	4/26/2010	2581.014	0.006087	0.015797	1.65	0.026065	804.995	0.02117	0.011387	1.65	0.018789
783	4/27/2010	2581.771	0.000293	0.015694	1.65	0.025895	807.951	0.003665	0.011545	1.65	0.019049
784	4/28/2010	2544.214	-0.01465	0.015685	1.65	0.025881	811.8	0.004753	0.011477	1.65	0.018937
785	4/29/2010	2539.366	-0.00191	0.015122	1.65	0.024952	814.79	0.003676	0.011352	1.65	0.01873
786	4/30/2010	2576.576	0.014547	0.015097	1.65	0.02491	821.588	0.008309	0.011352	1.65	0.018731
787	5/3/2010	2542.573	-0.01328	0.014955	1.65	0.024676	835.333	0.016591	0.010952	1.65	0.018071
788	5/4/2010	2521.481	-0.00833	0.014961	1.65	0.024686	872.842	0.043924	0.01101	1.65	0.018167
789	5/5/2010	2403.569	-0.04789	0.014933	1.65	0.024639	870.238	-0.00299	0.011521	1.65	0.01901
790	5/6/2010	2400.339	-0.00134	0.015715	1.65	0.025929	839.553	-0.0359	0.011536	1.65	0.019034
791	5/7/2010	2311.01	-0.03793	0.015565	1.65	0.025682	827.62	-0.01432	0.012025	1.703883	0.020489
792	5/10/2010	2428.436	0.049563	0.016032	1.65	0.026453	846	0.021965	0.012126	1.702451	0.020644
793	5/11/2010	2418.875	-0.00394	0.016742	1.65	0.027625	831.326	-0.0175	0.01228	1.65	0.020262
794	5/12/2010	2466.608	0.019541	0.016717	1.65	0.027583	865.67	0.040482	0.012426	1.65	0.020503
795	5/14/2010	2451.409	-0.00618	0.016803	1.65	0.027726	879.728	0.016109	0.012985	1.65	0.021425
796	5/17/2010	2391.086	-0.02492	0.01675	1.65	0.027638	870.792	-0.01021	0.013008	1.65	0.021463
797	5/18/2010	2401.026	0.004148	0.016937	1.65	0.027946	869.072	-0.00198	0.013068	1.65	0.021561
798	5/19/2010	2283.564	-0.05016	0.016905	1.65	0.027894	850	-0.02219	0.013015	1.65	0.021474
799	5/20/2010	2234.89	-0.02155	0.017559	1.65	0.028972	837.337	-0.01501	0.01301	1.65	0.021467
800	5/21/2010	2149.426	-0.03899	0.017375	1.65	0.028669	817.929	-0.02345	0.012935	1.65	0.021342
801	5/24/2010	2051.745	-0.04651	0.017748	1.65	0.029284	844.885	0.032425	0.013085	1.65	0.021591
802	5/25/2010	1941.37	-0.0553	0.018351	1.65	0.030279	830.899	-0.01669	0.013428	1.65	0.022156
803	5/26/2010	2154.185	0.104019	0.018852	1.804879	0.034025	899.519	0.079352	0.013548	1.65	0.022355
804	5/27/2010	2202.265	0.022074	0.021532	1.450913	0.031241	870.367	-0.03295	0.015588	1.314353	0.020489
805	5/31/2010	2275.26	0.032608	0.021633	1.462405	0.031636	889.807	0.02209	0.015983	1.349089	0.021563
806	6/1/2010	2194.039	-0.03635	0.02175	1.462914	0.031819	865.466	-0.02774	0.016097	1.358667	0.021871
807	6/2/2010	2189.662	-0.002	0.021901	1.460248	0.031981	863.102	-0.00274	0.016326	1.368039	0.022334
808	6/3/2010	2228.175	0.017436	0.021855	1.453675	0.03177	887.691	0.028091	0.016298	1.368866	0.02231
809	6/4/2010	2213.724	-0.00651	0.02193	1.460856	0.032037	890.515	0.003176	0.016434	1.383762	0.02274
810	6/7/2010	2124.289	-0.04124	0.021763	1.449048	0.031536	881.216	-0.0105	0.016369	1.375203	0.022511
811	6/8/2010	2136.403	0.005686	0.022134	1.460641	0.03233	895.503	0.016083	0.016384	1.36557	0.022373
812	6/9/2010	2152.974	0.007727	0.022145	1.463208	0.032403	891.342	-0.00466	0.01644	1.373066	0.022573
813	6/10/2010	2157.507	0.002103	0.022113	1.470582	0.032519	900.903	0.010669	0.016399	1.372944	0.022515
814	6/11/2010	2165.73	0.003804	0.022026	1.463976	0.032245	913.838	0.014256	0.016408	1.380275	0.022647
815	6/14/2010	2190.718	0.011472	0.021973	1.469685	0.032294	915.325	0.001626	0.016447	1.38605	0.022796
816	6/15/2010	2176.507	-0.00651	0.022001	1.476877	0.032492	912.315	-0.00329	0.016443	1.387184	0.022809
817	6/16/2010	2219.152	0.019404	0.021996	1.471869	0.032376	917.081	0.00521	0.016398	1.37642	0.02257
818	6/17/2010	2244.75	0.011469	0.022082	1.481805	0.032721	939.513	0.024166	0.016349	1.369929	0.022396
819	6/18/2010	2266.787	0.009769	0.022084	1.490186	0.032909	954.725	0.016062	0.016451	1.38485	0.022783
820	6/21/2010	2315.605	0.021308	0.022052	1.498233	0.033039	956.726	0.002094	0.016486	1.395652	0.023008
821	6/22/2010	2289.331	-0.01141	0.022142	1.508662	0.033405	966.869	0.010546	0.016484	1.396259	0.023016
822	6/23/2010	2289.863	0.000232	0.022108	1.509195	0.033365	974.657	0.008023	0.016421	1.402696	0.023033
823	6/24/2010	2269.547	-0.00891	0.022075	1.512785	0.033395	969.124	-0.00673	0.01642	1.407499	0.023112
824	6/25/2010	2277.726	0.003597	0.02197	1.501668	0.032992	986.305	0.018605	0.016402	1.396692	0.022908
825	6/28/2010	2294.87	0.007499	0.021934	1.506846	0.033051	983.452	-0.0029	0.016446	1.408838	0.02317
826	6/29/2010	2234.95	-0.02646	0.021925	1.512935	0.033171	966.597	-0.01729	0.016451	1.403522	0.02309
827	6/30/2010	2238.857	0.001747	0.022078	1.513118	0.033407	959.04	-0.00785	0.016563	1.40702	0.023304
828	7/1/2010	2220.152	-0.00839	.021886	1.505371	0.032946	959.43	0.000407	0.01656	1.397031	0.023135
829	7/2/2010	2225.745	0.002516	0.021901	1.503209	0.032922	963.788	0.004532	0.016562	1.395137	0.023106
830	7/5/2010	2220.2	-0.00249	0.021487	1.490754	0.032031	964.786	0.001035	0.016318	1.384447	0.022591
831	7/6/2010	2257.114	0.01649	0.021433	1.493569	0.032011	971.853	0.007298	0.016029	1.36529	0.021885
832	7/7/2010	2240.421	-0.00742	0.021482	1.502508	0.032277	977.66	0.005957	0.016017	1.362925	0.02183
833	7/8/2010	2251.518	0.004941	0.021455	1.503559	0.032258	973.641	-0.00412	0.016	1.367173	0.021874
834	7/9/2010	2270.96	0.008598	0.021418	1.49985	0.032123	977.991	0.004458	0.015976	1.356915	0.021678
835	7/12/2010	2267.602	-0.00148	0.021338	1.495557	0.031913	974.956	-0.00311	0.015956	1.352474	0.02158
836	7/13/2010	2254.805	-0.00566	0.021314	1.4981	0.03193	967.768	-0.0074	0.015915	1.352362	0.021523

No	Date	JAKMINE Index					JAKCONS Index				
		PX_LAST	Return	Stdev	Alpha	VaR	PX_LAST	Return	Stdev	Alpha	VaR
837	7/14/2010	2275.013	0.008922	0.021144	1.48702	0.031442	966.006	-0.00182	0.015912	1.342198	0.021357
838	7/15/2010	2243.036	-0.01416	0.021118	1.48497	0.031359	957.053	-0.00931	0.01592	1.340227	0.021336
839	7/16/2010	2233.951	-0.00406	0.021023	1.48323	0.031182	964.2	0.00744	0.015903	1.339528	0.021302
840	7/19/2010	2212.934	-0.00945	0.021009	1.484531	0.031189	971.019	0.007047	0.015909	1.342174	0.021352
841	7/20/2010	2225.92	0.005851	0.021019	1.478196	0.03107	975.351	0.004451	0.015902	1.346918	0.021419
842	7/21/2010	2253.273	0.012214	0.020978	1.474554	0.030934	979.373	0.004115	0.015845	1.338738	0.021212
843	7/22/2010	2252.067	-0.00054	0.020998	1.482624	0.031131	979.316	-5.8E-05	0.015827	1.334376	0.021119
844	7/23/2010	2293.598	0.018273	0.02098	1.485181	0.03116	978.188	-0.00115	0.015824	1.334884	0.021123
845	7/26/2010	2270.194	-0.01026	0.021054	1.491093	0.031394	979.971	0.001821	0.015814	1.32854	0.02101
846	7/27/2010	2290.095	0.008728	0.021069	1.484543	0.031278	990.142	0.010325	0.015807	1.324987	0.020945
847	7/28/2010	2301.121	0.004803	0.021084	1.486934	0.03135	982.013	-0.00824	0.015779	1.332254	0.021022
848	7/29/2010	2305.583	0.001937	0.021076	1.485744	0.031314	1010.614	0.028709	0.01582	1.330278	0.021045
849	7/30/2010	2274.822	-0.01343	0.021066	1.483562	0.031253	1001.301	-0.00926	0.016018	1.346472	0.021568
850	8/2/2010	2316.302	0.01807	0.021088	1.475572	0.031117	1003.214	0.001909	0.016043	1.338199	0.021468
851	8/3/2010	2295.365	-0.00908	0.021154	1.480068	0.031309	967.685	-0.03606	0.016027	1.333024	0.021364
852	8/4/2010	2291.63	-0.00163	0.021169	1.475146	0.031228	966.819	-0.0009	0.016338	1.365553	0.02231
853	8/5/2010	2309.3	0.007681	0.021169	1.47359	0.031194	984.036	0.017651	0.016239	1.364195	0.022153
854	8/6/2010	2340.131	0.013262	0.021182	1.476153	0.031268	977.534	-0.00663	0.016305	1.375065	0.022421
855	8/9/2010	2350.376	0.004368	0.021222	1.482876	0.031469	982.106	0.004666	0.016328	1.373705	0.02243
856	8/10/2010	2329.551	-0.0089	0.021048	1.475498	0.031057	979.285	-0.00288	0.01631	1.369921	0.022343
857	8/11/2010	2299.056	-0.01318	0.021059	1.470161	0.030961	977.128	-0.00221	0.016311	1.369831	0.022343
858	8/12/2010	2272.738	-0.01151	0.021099	1.466967	0.030952	972.348	-0.0049	0.016303	1.363416	0.022227
859	8/13/2010	2295.476	0.009955	0.020906	1.46127	0.03055	975.763	0.003506	0.016269	1.36335	0.02218
860	8/16/2010	2279.509	-0.00698	0.02093	1.466173	0.030687	979.615	0.00394	0.016254	1.366524	0.022212
861	8/18/2010	2310.214	0.01338	0.020894	1.457532	0.030454	988.25	0.008776	0.016254	1.367622	0.02223
862	8/19/2010	2290.638	-0.00851	0.020938	1.462805	0.030628	999.492	0.011311	0.016265	1.370157	0.022285
863	8/20/2010	2321.938	0.013572	0.020757	1.450155	0.030101	1022.167	0.022433	0.016275	1.378003	0.022426
864	8/23/2010	2362.204	0.017193	0.020757	1.450146	0.030101	1023.894	0.001688	0.016345	1.392093	0.022754
865	8/24/2010	2330.083	-0.01369	0.020832	1.457196	0.030356	1013.247	-0.01045	0.016344	1.390024	0.022719
866	8/25/2010	2368.304	0.01627	0.020875	1.453818	0.030348	1021.076	0.007697	0.016313	1.388718	0.022654
867	8/26/2010	2378.012	0.004091	0.020888	1.454474	0.03038	1016.041	-0.00494	0.016316	1.389615	0.022674
868	8/27/2010	2338.643	-0.01669	0.020891	1.455492	0.030407	1018.467	0.002385	0.016336	1.385936	0.022641
869	8/30/2010	2342.773	0.001764	0.020798	1.442173	0.029995	1023.5	-0.00493	0.016332	1.383446	0.022594
870	8/31/2010	2304.946	-0.01628	0.020799	1.443801	0.03003	1005.913	-0.01733	0.016216	1.373312	0.02227
871	9/1/2010	2316.729	0.005099	0.020787	1.443684	0.03001	1020.522	0.014419	0.016331	1.370995	0.022389
872	9/2/2010	2266.569	-0.02189	0.020709	1.438017	0.029779	1034.76	0.013855	0.016324	1.381122	0.022545
873	9/3/2010	2290.748	0.010611	0.020813	1.434321	0.029853	1074.425	0.037616	0.016361	1.387431	0.022699
874	9/6/2010	2334.19	0.018787	0.020794	1.433006	0.029798	1085.761	0.010495	0.016721	1.394126	0.023311
875	9/7/2010	2338.427	0.001814	0.020888	1.440523	0.030089	1075.489	-0.00951	0.016719	1.401171	0.023426
876	9/15/2010	2409.495	0.029939	0.020815	1.43391	0.029846	1104.978	0.02705	0.016729	1.391335	0.023275
877	9/16/2010	2451.956	0.017469	0.021045	1.444622	0.030402	1096.867	-0.00737	0.01683	1.405573	0.023656
878	9/17/2010	2495.241	0.017499	0.020892	1.449173	0.030276	1091.366	-0.00503	0.016841	1.405454	0.023669
879	9/20/2010	2476.249	-0.00764	0.020886	1.44894	0.030263	1107.399	0.014584	0.016817	1.395194	0.023463
880	9/21/2010	2510.646	0.013795	0.020896	1.447901	0.030255	1105.628	-0.0016	0.016854	1.401949	0.023629
881	9/22/2010	2500.476	-0.00406	0.020923	1.450032	0.030339	1123.193	0.015762	0.016841	1.402789	0.023624
882	9/23/2010	2506.977	0.002597	0.02091	1.451335	0.030347	1112.876	-0.00923	0.016875	1.406527	0.023735
883	9/24/2010	2572.902	0.025957	0.020902	1.449741	0.030303	1140.729	0.02472	0.016828	1.393466	0.023449
884	9/27/2010	2608.654	0.0138	0.021066	1.459294	0.030742	1165.84	0.021774	0.016965	1.404437	0.023826
885	9/28/2010	2607.497	-0.00044	0.021059	1.468991	0.030936	1167.911	0.001775	0.017063	1.413684	0.024122
886	9/29/2010	2608.73	0.000473	0.021058	1.469563	0.030946	1175.761	0.006699	0.017064	1.412765	0.024107
887	9/30/2010	2631.899	0.008842	0.021009	1.463403	0.030744	1176.562	0.000681	0.01706	1.411836	0.024086
888	10/1/2010	2682.909	0.019196	0.020983	1.470863	0.030862	1182.823	0.005307	0.017012	1.403019	0.023868
889	10/4/2010	2664.075	-0.00704	0.021048	1.481553	0.031184	1197.555	0.012378	0.016514	1.402749	0.023165
890	10/5/2010	2682.3	0.006818	0.020486	1.446014	0.029623	1199.58	0.00169	0.016529	1.410795	0.023319
891	10/6/2010	2739.997	0.021282	0.020493	1.449591	0.029706	1202.233	0.002209	0.016052	1.366994	0.021943
892	10/7/2010	2729.827	-0.00372	0.020207	1.442423	0.029147	1201.746	-0.00041	0.01595	1.366433	0.021795
893	10/8/2010	2741.988	0.004445	0.019626	1.442271	0.028306	1176.774	-0.021	0.015849	1.353207	0.021447
894	10/11/2010	2752.459	0.003811	0.019622	1.445774	0.028369	1173.564	-0.00273	0.015899	1.358082	0.021593
895	10/12/2010	2737.778	-0.00535	0.019537	1.438505	0.028104	1169.923	-0.00311	0.015465	1.348701	0.020857

No	Date	JAKMIND Index					JAKBIND Index				
		PX_LAST	Return	Stdev	Alpha	VaR	PX_LAST	Return	Stdev	Alpha	VaR
1	2/2/2007	276.802					143.231				
2	2/5/2007	269.29	-0.02751				145.231	0.014076			
3	2/6/2007	267.876	-0.00526				146.032	0.0055			
4	2/7/2007	274.84	0.025665				146.187	0.001061			
5	2/8/2007	272.543	-0.00839				142.493	-0.02559			
6	2/9/2007	278.296	0.020889				142.289	-0.00143			
7	2/12/2007	278.959	0.00238				142.34	0.000358			
8	2/13/2007	274.382	-0.01654				141.783	-0.00392			
9	2/14/2007	275.591	0.004397				141.815	0.000226			
10	2/15/2007	276.7	0.004016				146.316	0.031245			
11	2/16/2007	277.862	0.004191				149.863	0.023953			
12	2/19/2007	281.314	0.012347				151.492	0.010811			
13	2/20/2007	287.432	0.021515				150.803	-0.00456			
14	2/21/2007	281.361	-0.02135				152.126	0.008735			
15	2/22/2007	282.306	0.003353				151.981	-0.00095			
16	2/23/2007	274.657	-0.02747				153.303	0.008661			
17	2/26/2007	268.563	-0.02244				153.113	-0.00124			
18	2/27/2007	268.966	0.001499				151.575	-0.0101			
19	2/28/2007	272.741	0.013938				149.351	-0.01478			
20	3/1/2007	269.616	-0.01152				149.266	-0.00057			
21	3/2/2007	273.2	0.013205				147.796	-0.0099			
22	3/5/2007	265.839	-0.02731				141.992	-0.04006			
23	3/6/2007	270.355	0.016845				143.256	0.008863			
24	3/7/2007	274.502	0.015223				145.214	0.013575			
25	3/8/2007	279.572	0.018301				147.947	0.018646			
26	3/9/2007	278.438	-0.00406				149.26	0.008836			
27	3/12/2007	281.34	0.010368				152.711	0.022857			
28	3/13/2007	275.352	-0.02151				153.356	0.004215			
29	3/14/2007	269.077	-0.02305				150.795	-0.01684			
30	3/15/2007	265.538	-0.01324				151.609	0.005384			
31	3/16/2007	262.037	-0.01327				149.414	-0.01458			
32	3/20/2007	255.974	-0.02341				148.69	-0.00486			
33	3/21/2007	259.552	0.013881				148.997	0.002063			
34	3/22/2007	263.494	0.015074				148.729	-0.0018			
35	3/23/2007	256.876	-0.02544				147.27	-0.00986			
36	3/26/2007	256.728	-0.00058				148.686	0.009569			
37	3/27/2007	254.649	-0.00813				147.014	-0.01131			
38	3/28/2007	249.347	-0.02104				144.849	-0.01484			
39	3/29/2007	258.516	0.036112				145.789	0.006469			
40	3/30/2007	257.496	-0.00395				145.587	-0.00139			
41	4/2/2007	258.388	0.003458				145.866	0.001915			
42	4/3/2007	268.132	0.037017				147.087	0.008336			
43	4/4/2007	270.926	0.010366				146.15	-0.00639			
44	4/5/2007	263.864	-0.02641				144.301	-0.01273			
45	4/9/2007	266.631	0.010432				148.26	0.027066			
46	4/10/2007	264.023	-0.00983				147.845	-0.0028			
47	4/11/2007	266.303	0.008599				148.108	0.001777			
48	4/12/2007	264.151	-0.00811				148.588	0.003236			
49	4/13/2007	263.219	-0.00353				148.19	-0.00268			
50	4/16/2007	264.76	0.005837				151.609	0.02281			
51	4/17/2007	268.246	0.013081				151.044	-0.00373			
52	4/18/2007	275.502	0.02669				150.495	-0.00364			
53	4/19/2007	267.673	-0.02883				148.065	-0.01628			
54	4/20/2007	270.934	0.012109				150.532	0.016524			
55	4/23/2007	272.228	0.004765				151.771	0.008197			
56	4/24/2007	275.907	0.013424				152.31	0.003545			
57	4/25/2007	280.808	0.017607				153.166	0.005604			
58	4/26/2007	288.603	0.027381				155.24	0.01345			
59	4/27/2007	286.981	-0.00564				157.202	0.012559			
60	4/30/2007	279.731	-0.02559				155.931	-0.00812			
61	5/1/2007	286.05	0.022338				155.348	-0.00375			
62	5/2/2007	289.641	0.012476				159.54	0.026627			
63	5/3/2007	291.948	0.007933				157.278	-0.01428			
64	5/4/2007	300.746	0.02969				159.026	0.011053			
65	5/7/2007	303	0.007467				159.428	0.002525			
66	5/8/2007	300.534	-0.00817				158.251	-0.00741			
67	5/9/2007	301.551	0.003378				162.582	0.027			
68	5/10/2007	307.335	0.018999				164.181	0.009787			
69	5/11/2007	303.375	-0.01297				162.783	-0.00855			
70	5/14/2007	305.059	0.005536				164.042	0.007704			
71	5/15/2007	298.772	-0.02082				163.973	-0.00042			
72	5/16/2007	303.704	0.016373				164.793	0.004988			
73	5/21/2007	306.692	0.00979				164.144	-0.00395			
74	5/22/2007	307.167	0.001548				168.374	0.025444			
75	5/23/2007	317.274	0.032374				173.232	0.028444			
76	5/24/2007	312.745	-0.01438				170.07	-0.01842			

No	Date	JAKMIND Index					JAKBIND Index				
		PX_LAST	Return	Stdev	Alpha	VaR	PX_LAST	Return	Stdev	Alpha	VaR
77	5/25/2007	307.547	-0.01676				168.292	-0.01051			
78	5/28/2007	310.931	0.010943				171.45	0.018591			
79	5/29/2007	311.711	0.002505				171.202	-0.00145			
80	5/30/2007	308.381	-0.01074				170.893	-0.00181			
81	5/31/2007	313.37	0.016049				170.274	-0.00363			
82	6/4/2007	316.666	0.010463				174.682	0.025558			
83	6/5/2007	318.858	0.006898				173.145	-0.00884			
84	6/6/2007	319.661	0.002515				173.112	-0.00019			
85	6/7/2007	313.396	-0.01979				170.203	-0.01695			
86	6/8/2007	306.762	-0.0214				166.597	-0.02141			
87	6/11/2007	309.052	0.007437				170.57	0.023568			
88	6/12/2007	316.695	0.02443				171.506	0.005472			
89	6/13/2007	311.35	-0.01702				171.456	-0.00029			
90	6/14/2007	315.476	0.013165				174.814	0.019396			
91	6/15/2007	317.01	0.004851				176.641	0.010397			
92	6/18/2007	315.726	-0.00406				176.861	0.001245			
93	6/19/2007	322.111	0.020021				181.843	0.02778			
94	6/20/2007	324.61	0.007728				189.791	0.04278			
95	6/21/2007	323.682	-0.00286				191.194	0.007365			
96	6/22/2007	327.568	0.011934				192.619	0.007426			
97	6/25/2007	325.34	-0.00682				192.292	-0.0017			
98	6/26/2007	328.268	0.00896				192.059	-0.00121			
99	6/27/2007	321.272	-0.02154				190.622	-0.00751			
100	6/28/2007	321.713	0.001372				191.314	0.003624			
101	6/29/2007	324.964	0.010055				196.103	0.024724			
102	7/2/2007	328.59	0.011096	0.01632	1.65	0.026929	196.944	0.004279	0.013892	1.65	0.022922
103	7/3/2007	328.403	-0.00057	0.01608	1.65	0.026531	195.845	-0.0056	0.013849	1.65	0.022851
104	7/4/2007	327.717	-0.00209	0.016065	1.65	0.026507	195.833	-6.1E-05	0.013873	1.65	0.022891
105	7/5/2007	328.483	0.002335	0.015891	1.65	0.026221	197.175	0.006829	0.013875	1.65	0.022895
106	7/6/2007	345.172	0.049558	0.015858	1.65	0.026166	198.069	0.004524	0.013578	1.65	0.022404
107	7/9/2007	361.917	0.047372	0.016454	1.65	0.027149	199.078	0.005081	0.01357	1.65	0.022391
108	7/10/2007	365.055	0.008633	0.017064	1.65	0.028155	202.159	0.015358	0.013568	1.65	0.022387
109	7/11/2007	355.385	-0.02685	0.016964	1.65	0.02799	206.023	0.018933	0.013601	1.65	0.022441
110	7/12/2007	352.28	-0.00878	0.017221	1.65	0.028415	204.683	-0.00653	0.013683	1.65	0.022577
111	7/13/2007	350.762	-0.00432	0.017257	1.65	0.028475	205.748	0.00519	0.013435	1.65	0.022168
112	7/16/2007	351.014	0.000718	0.01727	1.65	0.028495	205.9	0.000738	0.013274	1.65	0.021903
113	7/17/2007	358.427	0.020899	0.017241	1.65	0.028447	207.158	0.006091	0.013254	1.65	0.021869
114	7/18/2007	359.035	0.001695	0.017234	1.65	0.028436	206.394	-0.00369	0.013235	1.65	0.021838
115	7/19/2007	361.568	0.00703	0.017069	1.65	0.028164	209.348	0.014211	0.013241	1.65	0.021847
116	7/20/2007	369.761	0.022407	0.017075	1.65	0.028173	213.919	0.021599	0.013281	1.65	0.021914
117	7/23/2007	366.775	-0.00811	0.016919	1.65	0.027916	217.569	0.016919	0.013397	1.65	0.022105
118	7/24/2007	373.595	0.018424	0.016762	1.65	0.027657	219.299	0.00792	0.013458	1.65	0.022205
119	7/25/2007	364.806	-0.02381	0.01683	1.65	0.02777	221.578	0.010339	0.013394	1.65	0.0221
120	7/26/2007	363.725	-0.00297	0.017011	1.65	0.028069	225.001	0.01533	0.013279	1.65	0.02191
121	7/27/2007	351.888	-0.03309	0.016959	1.65	0.027983	217.132	-0.0356	0.01332	1.65	0.021977
122	7/30/2007	353.137	0.003543	0.017306	1.65	0.028555	215.303	-0.00846	0.013831	1.65	0.022821
123	7/31/2007	362.468	0.02608	0.017042	1.65	0.028119	214.353	-0.00442	0.013162	1.65	0.021717
124	8/1/2007	352.851	-0.02689	0.017143	1.65	0.028286	207.695	-0.03155	0.013181	1.65	0.021749
125	8/2/2007	356.477	0.010224	0.017354	1.65	0.028634	208.707	0.004861	0.013616	1.65	0.022467
126	8/3/2007	353.686	-0.00786	0.017299	1.65	0.028543	209.534	0.003955	0.013532	1.65	0.022328
127	8/6/2007	335.596	-0.0525	0.017317	1.65	0.028573	202.412	-0.03458	0.013521	1.65	0.02231
128	8/7/2007	330.195	-0.01622	0.018146	1.65	0.029941	198.811	-0.01795	0.0139	1.65	0.022936
129	8/8/2007	343.196	0.038618	0.018085	1.65	0.02984	203.121	0.021447	0.014054	1.65	0.023189
130	8/9/2007	344.282	0.003159	0.018279	1.65	0.03016	201.203	-0.00949	0.014041	1.65	0.023167
131	8/10/2007	338.183	-0.01787	0.01821	1.65	0.030047	199.043	-0.01079	0.014093	1.65	0.023254
132	8/13/2007	338.674	0.001451	0.018257	1.65	0.030123	200.372	0.006655	0.014051	1.65	0.023184
133	8/14/2007	331.076	-0.02269	0.018068	1.65	0.029812	197.025	-0.01685	0.014034	1.65	0.023157
134	8/15/2007	316.697	-0.0444	0.018211	1.65	0.030048	185.134	-0.06225	0.014174	1.65	0.023386
135	8/16/2007	300.519	-0.05243	0.018757	1.65	0.030949	172.569	-0.07028	0.01559	1.836977	0.028638
136	8/20/2007	316.927	0.05316	0.019339	1.65	0.031909	184.226	0.065366	0.017154	1.978609	0.033941
137	8/21/2007	310.867	-0.01931	0.020013	1.65	0.033022	183.575	-0.00354	0.018286	1.824264	0.033359
138	8/22/2007	321.297	0.033001	0.020102	1.65	0.033168	187.729	0.022376	0.018245	1.828055	0.033353
139	8/23/2007	334.142	0.0392	0.020203	1.65	0.033334	190.247	0.013324	0.018273	1.838585	0.033597
140	8/24/2007	332.842	-0.0039	0.020257	1.65	0.033424	193.654	0.01775	0.018301	1.840417	0.033681
141	8/27/2007	338.451	0.016711	0.020257	1.65	0.033423	195.786	0.010949	0.018358	1.846017	0.033889
142	8/28/2007	335.755	-0.008	0.020306	1.65	0.033505	193.37	-0.01242	0.018376	1.849462	0.033985
143	8/29/2007	332.475	-0.00982	0.020034	1.65	0.033057	193.019	-0.00182	0.018431	1.839676	0.033907
144	8/30/2007	336.524	0.012105	0.020054	1.65	0.033088	196.632	0.018545	0.018414	1.842048	0.033919
145	8/31/2007	342.86	0.018653	0.01987	1.65	0.032786	198.348	0.008689	0.018413	1.853197	0.034124
146	9/3/2007	343.397	0.001565	0.019921	1.65	0.032869	198.716	0.001854	0.018263	1.856062	0.033897
147	9/4/2007	346.052	0.007702	0.019882	1.65	0.032805	198.759	0.000216	0.018254	1.858478	0.033925
148	9/5/2007	345.689	-0.00105	0.01988	1.65	0.032801	198.591	-0.00085	0.018256	1.85769	0.033913
149	9/6/2007	344.669	-0.00295	0.019854	1.65	0.032758	200.127	0.007705	0.01826	1.855648	0.033883
150	9/7/2007	346.697	0.005867	0.019852	1.65	0.032755	200.05	-0.00038	0.018257	1.860522	0.033968
151	9/10/2007	342.984	-0.01077	0.019852	1.65	0.032756	200.044	-3E-05	0.01815	1.857015	0.033705
152	9/11/2007	343.382	0.00116	0.019869	1.65	0.032784	200.867	0.004106	0.01814	1.858989	0.033723

No	Date	JAKMIND Index					JAKBIND Index				
		PX_LAST	Return	Stdev	Alpha	VaR	PX_LAST	Return	Stdev	Alpha	VaR
153	9/12/2007	345.806	0.007034	0.019718	1.65	0.032535	197.423	-0.01729	0.018129	1.862946	0.033773
154	9/13/2007	346.014	0.000601	0.019473	1.65	0.03213	203.435	0.029998	0.01814	1.862645	0.033789
155	9/14/2007	346.881	0.002503	0.01945	1.65	0.032092	203.948	0.002519	0.018292	1.855482	0.03394
156	9/17/2007	354.207	0.0209	0.019448	1.65	0.032089	202.591	-0.00668	0.018284	1.853112	0.033883
157	9/18/2007	352.839	-0.00387	0.019505	1.65	0.032183	202.324	-0.00132	0.01831	1.847866	0.033834
158	9/19/2007	366.419	0.037766	0.019455	1.65	0.032101	208.58	0.030452	0.018312	1.844554	0.033778
159	9/20/2007	365.746	-0.00184	0.019618	1.65	0.032369	209.992	0.006747	0.01849	1.83774	0.03398
160	9/21/2007	368.935	0.008681	0.019606	1.65	0.032349	210.925	0.004433	0.018469	1.836054	0.03391
161	9/24/2007	373.305	0.011775	0.01941	1.65	0.032026	212.102	0.005565	0.018436	1.842324	0.033965
162	9/25/2007	365.983	-0.01981	0.019331	1.65	0.031895	207.09	-0.02391	0.018425	1.846891	0.034029
163	9/26/2007	371.381	0.014642	0.019434	1.65	0.032067	208.961	0.008994	0.018467	1.837019	0.033924
164	9/27/2007	375.873	0.012023	0.019465	1.65	0.032118	210.304	0.006406	0.018398	1.847689	0.033994
165	9/28/2007	372.695	-0.00849	0.019295	1.65	0.031836	205.857	-0.02137	0.018383	1.846227	0.033939
166	10/1/2007	372.084	-0.00164	0.019317	1.65	0.031873	208.253	0.011572	0.018541	1.836544	0.034052
167	10/2/2007	384.675	0.033279	0.019293	1.65	0.031833	212.498	0.020179	0.018535	1.844798	0.034194
168	10/3/2007	387.142	0.006393	0.019542	1.65	0.032245	208.707	-0.018	0.018458	1.84823	0.034114
169	10/4/2007	389.308	0.005579	0.019475	1.65	0.032134	207.445	-0.00607	0.018558	1.836252	0.034078
170	10/5/2007	391.257	0.004994	0.019416	1.65	0.032037	211.958	0.021522	0.018545	1.837486	0.034077
171	10/8/2007	379.483	-0.03055	0.019416	1.65	0.032036	214.133	0.010209	0.018636	1.838101	0.034255
172	10/9/2007	392.931	0.034824	0.019557	1.65	0.03227	215.575	0.006712	0.018649	1.842425	0.03436
173	10/10/2007	407.738	0.036991	0.019776	1.65	0.032631	219.737	0.019122	0.018652	1.843109	0.034378
174	10/11/2007	411.326	0.008761	0.020062	1.65	0.033102	220.757	0.004631	0.018712	1.849833	0.034614
175	10/17/2007	427.029	0.037466	0.02007	1.65	0.033115	220.026	-0.00332	0.018574	1.849813	0.034359
176	10/18/2007	417.286	-0.02308	0.020152	1.65	0.03325	219.385	-0.00292	0.0184	1.848661	0.034016
177	10/19/2007	409.939	-0.01776	0.020246	1.65	0.033406	216.951	-0.01116	0.018288	1.855453	0.033933
178	10/22/2007	393.033	-0.04211	0.020256	1.65	0.033422	210.009	-0.03252	0.018293	1.855151	0.033936
179	10/23/2007	412.544	0.048449	0.020732	1.65	0.034208	218.334	0.038876	0.018552	1.844378	0.034217
180	10/24/2007	402.556	-0.02451	0.021238	1.65	0.035043	218.662	0.001501	0.018911	1.830415	0.034614
181	10/25/2007	436.346	0.080601	0.021371	1.65	0.035263	222.269	0.016361	0.018906	1.832028	0.034636
182	10/26/2007	450.196	0.031248	0.022712	1.65	0.037476	223.687	0.006359	0.018947	1.838748	0.034838
183	10/29/2007	463.955	0.030105	0.022873	1.65	0.037741	227.791	0.018181	0.018809	1.839317	0.034596
184	10/30/2007	466.291	0.005022	0.023025	1.65	0.037991	234.296	0.028157	0.018839	1.848511	0.034824
185	10/31/2007	451.792	-0.03159	0.023025	1.65	0.037991	236.855	0.010863	0.019007	1.849229	0.035148
186	11/1/2007	466.047	0.031065	0.023177	1.65	0.038241	237.031	0.000743	0.018915	1.861237	0.035205
187	11/2/2007	466.13	0.000178	0.023198	1.65	0.038276	237.368	0.001421	0.018752	1.870368	0.035072
188	11/5/2007	445.173	-0.046	0.023199	1.65	0.038278	231.626	-0.02449	0.018643	1.867584	0.034817
189	11/6/2007	434.202	-0.02495	0.02364	1.65	0.039007	236.754	0.021898	0.018847	1.856169	0.034984
190	11/7/2007	443.965	0.022236	0.023723	1.65	0.039143	239.884	0.013134	0.018939	1.860439	0.035234
191	11/8/2007	433.716	-0.02336	0.023778	1.65	0.039234	232.656	-0.03059	0.018895	1.86044	0.035153
192	11/9/2007	433.113	-0.00139	0.023928	1.65	0.039481	235.457	0.011967	0.019179	1.848776	0.035457
193	11/12/2007	416.845	-0.03828	0.023921	1.65	0.03947	231.484	-0.01702	0.0192	1.852622	0.035571
194	11/13/2007	413.289	-0.00857	0.024215	1.65	0.039954	232.237	0.003248	0.019136	1.844121	0.035288
195	11/14/2007	428.399	0.035908	0.024235	1.65	0.039987	244.675	0.052172	0.018696	1.869146	0.034946
196	11/15/2007	429.67	0.002962	0.024458	1.65	0.040356	250.202	0.022338	0.019351	1.817011	0.035162
197	11/16/2007	421.986	-0.01805	0.024441	1.65	0.040328	244.13	-0.02457	0.019447	1.818131	0.035358
198	11/19/2007	426.194	0.009923	0.024511	1.65	0.040443	241.963	-0.00892	0.019632	1.811049	0.035555
199	11/20/2007	428.776	0.00604	0.024514	1.65	0.040447	242.503	0.002229	0.019661	1.807473	0.035537
200	11/21/2007	413.49	-0.0363	0.024394	1.65	0.04025	233.711	-0.03693	0.019636	1.812005	0.035581
201	11/22/2007	404.455	-0.02209	0.024706	1.65	0.040766	233.329	-0.00164	0.020026	1.807292	0.036193
202	11/23/2007	416.24	0.028722	0.024816	1.65	0.040947	231.94	-0.00597	0.019897	1.803263	0.035879
203	11/26/2007	437.545	0.049918	0.024942	1.65	0.041155	231.295	-0.00278	0.01991	1.798678	0.035812
204	11/27/2007	436.483	-0.00243	0.025389	1.65	0.041892	230.786	-0.0022	0.019902	1.799979	0.035823
205	11/28/2007	442.814	0.0144	0.02539	1.65	0.041894	235.2	0.018945	0.019905	1.798999	0.035808
206	11/29/2007	455.794	0.028891	0.025416	1.65	0.041937	240.657	0.022936	0.019973	1.800875	0.035969
207	11/30/2007	443.417	-0.02753	0.025116	1.65	0.041441	237.448	-0.01342	0.020084	1.802932	0.036209
208	12/3/2007	469.441	0.057032	0.024888	1.65	0.041066	235.724	-0.00729	0.02014	1.795013	0.036151
209	12/4/2007	479.797	0.02182	0.025482	1.65	0.042045	233.208	-0.01073	0.020112	1.787019	0.035941
210	12/5/2007	468.706	-0.02339	0.02538	1.65	0.041877	239.157	0.025189	0.020072	1.777619	0.03568
211	12/6/2007	465.149	-0.00762	0.02549	1.65	0.042059	242.62	0.014376	0.020198	1.78381	0.03603
212	12/7/2007	470.769	0.01201	0.025502	1.65	0.042078	240.576	-0.00846	0.020236	1.786272	0.036147
213	12/10/2007	494.073	0.048316	0.025517	1.65	0.042103	239.421	-0.00481	0.020261	1.782198	0.036109
214	12/11/2007	483.229	-0.02219	0.025857	1.65	0.042664	240.638	0.00507	0.020266	1.777572	0.036023
215	12/12/2007	491.412	0.016792	0.025981	1.65	0.042869	238.715	-0.00802	0.020262	1.781319	0.036093
216	12/13/2007	478.377	-0.02688	0.026015	1.65	0.042925	234.087	-0.01958	0.020244	1.773194	0.035896
217	12/14/2007	478.431	0.000113	0.026112	1.65	0.043084	234.517	0.001835	0.020246	1.761685	0.035666
218	12/17/2007	464.418	-0.02973	0.026091	1.65	0.04305	230.29	-0.01819	0.020181	1.757746	0.035473
219	12/18/2007	452.966	-0.02497	0.026241	1.65	0.043297	229.187	-0.0048	0.020256	1.747906	0.035406
220	12/19/2007	458.444	0.012021	0.026253	1.65	0.043317	229.122	-0.00028	0.020238	1.742077	0.035257
221	12/26/2007	461.493	0.006629	0.026266	1.65	0.043338	232.966	0.016638	0.020182	1.737353	0.035063
222	12/27/2007	469.067	0.016279	0.026024	1.65	0.04294	235.175	0.009437	0.01992	1.745005	0.034761
223	12/28/2007	477.354	0.017513	0.026059	1.65	0.042998	238.053	0.012163	0.019918	1.752293	0.034902
224	1/2/2008	466.629	-0.02272	0.025996	1.65	0.042894	237.383	-0.00282	0.019942	1.758534	0.035069
225	1/3/2008	458.865	-0.01678	0.025952	1.65	0.04282	236.466	-0.00387	0.019673	1.762455	0.034672
226	1/4/2008	463.05	0.009079	0.026014	1.65	0.042923	237.588	0.004734	0.019676	1.758623	0.034603
227	1/7/2008	463.154	0.000225	0.026001	1.65	0.042901	235.854	-0.00733	0.019678	1.758937	0.034612
228	1/8/2008	480.673	0.037128	0.025398	1.65	0.041906	237.963	0.008902	0.019362	1.758303	0.034045

No	Date	JAKMIND Index					JAKBIND Index				
		PX_LAST	Return	Stdev	Alpha	VaR	PX_LAST	Return	Stdev	Alpha	VaR
229	1/9/2008	500.544	0.040508	0.025545	1.65	0.042149	240.045	0.008711	0.019276	1.768662	0.034092
230	1/14/2008	507.717	0.014229	0.025572	1.65	0.042194	237.761	-0.00956	0.019186	1.767575	0.033913
231	1/15/2008	484.376	-0.04706	0.025593	1.65	0.042229	227.585	-0.04374	0.019187	1.767546	0.033913
232	1/16/2008	458.818	-0.05421	0.026007	1.65	0.042911	213.59	-0.06347	0.01968	1.779512	0.03502
233	1/17/2008	463.013	0.009102	0.026641	1.65	0.043958	217.53	0.018278	0.02071	1.821143	0.037717
234	1/18/2008	468.017	0.010749	0.02652	1.65	0.043759	214.482	-0.01411	0.020709	1.832312	0.037945
235	1/21/2008	439.365	-0.06317	0.026087	1.65	0.043044	210.742	-0.01759	0.019762	1.786675	0.035308
236	1/22/2008	402.253	-0.08825	0.026342	1.65	0.043465	195.52	-0.07497	0.018491	1.674399	0.030961
237	1/23/2008	440.284	0.090339	0.027438	1.65	0.045273	208.169	0.062688	0.018953	1.912593	0.036249
238	1/24/2008	453.581	0.029754	0.028724	1.65	0.047394	213.98	0.027532	0.019938	1.816256	0.036213
239	1/25/2008	465.895	0.026786	0.028692	1.65	0.047341	225.001	0.050222	0.02	1.813775	0.036275
240	1/28/2008	458.447	-0.01612	0.028562	1.65	0.047127	217.97	-0.03175	0.020556	1.777687	0.036543
241	1/29/2008	471.329	0.027712	0.028619	1.65	0.047222	219.731	0.008047	0.02076	1.766834	0.03668
242	1/30/2008	470.831	-0.00106	0.028693	1.65	0.047343	222.605	0.012995	0.020749	1.766021	0.036643
243	1/31/2008	473.552	0.005763	0.028673	1.65	0.047311	224.707	0.009398	0.020736	1.775475	0.036817
244	2/1/2008	467.292	-0.01331	0.028643	1.65	0.047262	225.138	0.001916	0.020749	1.779746	0.036928
245	2/4/2008	470.12	0.006034	0.028679	1.65	0.047321	226.033	0.003967	0.020678	1.775759	0.036719
246	2/5/2008	464.835	-0.01131	0.028639	1.65	0.047254	222.618	-0.01522	0.020666	1.774116	0.036664
247	2/6/2008	449.673	-0.03316	0.028675	1.65	0.047313	219.103	-0.01592	0.020732	1.767284	0.03664
248	2/11/2008	438.784	-0.02451	0.028898	1.65	0.047681	215.682	-0.01574	0.020802	1.760998	0.036632
249	2/12/2008	438.849	0.000148	0.029023	1.65	0.047888	214.36	-0.00615	0.020868	1.755261	0.036629
250	2/13/2008	448.455	0.021653	0.029019	1.65	0.047881	218.025	0.016953	0.020868	1.74973	0.036514
251	2/14/2008	471.038	0.04913	0.029081	1.65	0.047983	227.131	0.040917	0.020931	1.754635	0.036727
252	2/15/2008	474.419	0.007152	0.029418	1.65	0.04854	222.918	-0.01872	0.021311	1.746423	0.037217
253	2/18/2008	468.039	-0.01354	0.02942	1.65	0.048543	222.764	-0.00069	0.021402	1.738342	0.037204
254	2/19/2008	473.51	0.011621	0.029465	1.65	0.048617	223.543	0.003491	0.021323	1.744221	0.037191
255	2/20/2008	477.651	0.008707	0.029476	1.65	0.048636	220.481	-0.01379	0.021125	1.743403	0.036829
256	2/21/2008	480.598	0.006151	0.029482	1.65	0.048645	221.238	0.003428	0.021176	1.737051	0.036783
257	2/22/2008	483.482	0.005983	0.029429	1.65	0.048558	221.221	-7.7E-05	0.021164	1.741196	0.03685
258	2/25/2008	484.167	0.001416	0.029422	1.65	0.048546	223.096	0.00844	0.021163	1.741713	0.03686
259	2/26/2008	487.286	0.006421	0.029214	1.65	0.048203	218.261	-0.02191	0.020966	1.743266	0.036549
260	2/27/2008	484.128	-0.0065	0.029212	1.65	0.0482	219.922	0.007581	0.021077	1.733677	0.036542
261	2/28/2008	489.249	0.010522	0.029221	1.65	0.048215	220.226	0.001381	0.021086	1.734773	0.036579
262	2/29/2008	483.051	-0.01275	0.029218	1.65	0.048209	215.815	-0.02023	0.02108	1.733172	0.036535
263	3/3/2008	472.395	-0.02231	0.029171	1.65	0.048133	210.885	-0.02311	0.02104	1.733412	0.036471
264	3/4/2008	459.065	-0.02862	0.029253	1.65	0.048268	208.939	-0.00927	0.021152	1.723154	0.036449
265	3/5/2008	458.424	-0.0014	0.0294	1.65	0.048511	205.936	-0.01448	0.021163	1.71696	0.036336
266	3/6/2008	456.369	-0.00449	0.029383	1.65	0.048482	206.114	0.000864	0.021104	1.71828	0.036263
267	3/10/2008	433.654	-0.05105	0.029388	1.65	0.048491	196.572	-0.0474	0.021072	1.714676	0.036132
268	3/11/2008	437.751	0.009403	0.029691	1.65	0.048991	198.552	0.010022	0.021495	1.717214	0.036911
269	3/12/2008	445.4	0.017322	0.029698	1.65	0.049002	200.759	0.011054	0.02145	1.727059	0.037046
270	3/13/2008	419.098	-0.06087	0.029739	1.65	0.049069	191.377	-0.04786	0.021474	1.733203	0.037218
271	3/14/2008	396.23	-0.05611	0.03038	1.65	0.050126	185.908	-0.02899	0.021878	1.734011	0.037936
272	3/17/2008	399.609	0.008492	0.03075	1.65	0.050738	183.456	-0.01328	0.022025	1.723282	0.037956
273	3/18/2008	396.898	-0.00681	0.030565	1.65	0.050432	183.475	0.000104	0.022041	1.715871	0.03782
274	3/19/2008	401.199	0.010778	0.030345	1.65	0.050069	181.523	-0.0107	0.021943	1.711721	0.03756
275	3/24/2008	398.968	-0.00558	0.030352	1.65	0.05008	186.644	0.027821	0.021951	1.705876	0.037445
276	3/25/2008	420.687	0.053008	0.030116	1.65	0.049691	196.412	0.051011	0.022151	1.70946	0.037866
277	3/26/2008	423.398	0.006424	0.030503	1.65	0.05033	198.641	0.011285	0.022768	1.689211	0.03846
278	3/27/2008	425.437	0.004804	0.030456	1.65	0.050252	198.981	0.00171	0.022778	1.696965	0.038654
279	3/28/2008	421.711	-0.0088	0.030155	1.65	0.049756	199.47	0.002455	0.022554	1.703468	0.03842
280	3/31/2008	427.326	0.013227	0.029782	1.65	0.049141	196.962	-0.01265	0.022203	1.708146	0.037925
281	4/1/2008	407.889	-0.04655	0.029705	1.65	0.049013	195.754	-0.00615	0.022232	1.702837	0.037858
282	4/2/2008	385.402	-0.05671	0.028958	1.65	0.04778	195.794	0.000204	0.022168	1.695953	0.037596
283	4/3/2008	360.632	-0.06643	0.029312	1.65	0.048365	186.555	-0.04834	0.022155	1.693746	0.037525
284	4/4/2008	356.564	-0.01134	0.029844	1.65	0.049242	186.715	0.000857	0.022558	1.694165	0.038217
285	4/7/2008	352.863	-0.01043	0.029847	1.65	0.049247	182.082	-0.02513	0.022354	1.691964	0.037822
286	4/8/2008	339.667	-0.03811	0.029714	1.65	0.049029	179.723	-0.01304	0.02243	1.681317	0.037712
287	4/9/2008	330.763	-0.02656	0.029731	1.65	0.049056	172.724	-0.03972	0.022451	1.676214	0.037633
288	4/10/2008	348.88	0.053326	0.029821	1.65	0.049204	176.204	0.019947	0.022749	1.672054	0.038037
289	4/11/2008	367.975	0.053287	0.030042	1.65	0.049569	182.381	0.034455	0.022762	1.683467	0.03832
290	4/14/2008	366.255	-0.00469	0.030466	1.65	0.050268	176.816	-0.03099	0.022934	1.678645	0.038497
291	4/15/2008	368.542	0.006225	0.030371	1.65	0.050112	177.306	0.002767	0.023052	1.668003	0.03845
292	4/16/2008	375.887	0.019734	0.030304	1.65	0.050002	177.941	0.003575	0.02289	1.675879	0.038361
293	4/17/2008	369.507	-0.01712	0.030379	1.65	0.050126	179.15	0.006771	0.022851	1.673545	0.038242
294	4/18/2008	367.266	-0.00608	0.030193	1.65	0.049819	179.543	0.002191	0.022825	1.681727	0.038386
295	4/21/2008	361.521	-0.01577	0.030188	1.65	0.04981	178.893	-0.00363	0.022823	1.681358	0.038373
296	4/22/2008	353.735	-0.02177	0.029988	1.65	0.049481	175.127	-0.02128	0.022143	1.706567	0.037788
297	4/23/2008	354.004	0.00076	0.030051	1.65	0.049585	176.811	0.00957	0.022065	1.696155	0.037426
298	4/24/2008	356.974	0.008355	0.030008	1.65	0.049514	174.192	-0.01492	0.022001	1.706837	0.037553
299	4/25/2008	356.477	-0.00139	0.030003	1.65	0.049505	176.334	0.012222	0.022025	1.704677	0.037546
300	4/28/2008	357.068	0.001657	0.029992	1.65	0.049487	173.196	-0.01796	0.022073	1.707276	0.037685
301	4/29/2008	366.265	0.025431	0.029791	1.65	0.049156	177.585	0.025025	0.021861	1.706656	0.037308
302	4/30/2008	366.019	-0.00067	0.029838	1.65	0.049233	176.629	-0.0054	0.022039	1.709771	0.037682
303	5/2/2008	383.279	0.046078	0.029687	1.65	0.048983	181.383	0.026559	0.022038	1.709998	0.037686
304	5/5/2008	390.307	0.01817	0.029622	1.65	0.048877	185.424	0.022034	0.022232	1.713209	0.038088

No	Date	JAKMIND Index					JAKBIND Index				
		PX_LAST	Return	Stdev	Alpha	VaR	PX_LAST	Return	Stdev	Alpha	VaR
305	5/6/2008	378.133	-0.03169	0.029686	1.65	0.048982	184.475	-0.00513	0.022366	1.717644	0.038417
306	5/7/2008	385.659	0.019708	0.0298	1.65	0.049171	184.638	0.000883	0.022266	1.711702	0.038113
307	5/8/2008	374.127	-0.03036	0.02972	1.65	0.049037	184.252	-0.00209	0.022121	1.708679	0.037797
308	5/9/2008	369.636	-0.01208	0.029746	1.65	0.04908	184.559	0.001665	0.022094	1.712993	0.037847
309	5/12/2008	374.433	0.012894	0.029165	1.65	0.048122	187.747	0.017126	0.022093	1.716463	0.037921
310	5/13/2008	383.559	0.024081	0.029103	1.65	0.04802	191.741	0.02105	0.022163	1.724556	0.038221
311	5/14/2008	391.951	0.021643	0.029146	1.65	0.048091	197.354	0.028854	0.022115	1.725564	0.038161
312	5/15/2008	390.024	-0.00493	0.029236	1.65	0.048239	200.82	0.01741	0.022272	1.722905	0.038372
313	5/16/2008	393.414	0.008654	0.029205	1.65	0.048187	205.503	0.023052	0.022347	1.730197	0.038664
314	5/19/2008	401.321	0.019899	0.028782	1.65	0.047491	208.519	0.01457	0.022482	1.735538	0.039018
315	5/21/2008	397.241	-0.01022	0.028796	1.65	0.047513	211.695	0.015116	0.02253	1.737651	0.03915
316	5/22/2008	389.838	-0.01881	0.028746	1.65	0.04743	225.062	0.061229	0.022581	1.744716	0.039397
317	5/23/2008	382.14	-0.01994	0.028687	1.65	0.047333	221.473	-0.01608	0.023349	1.708505	0.039892
318	5/26/2008	367.951	-0.03784	0.028742	1.65	0.047424	222.442	0.004366	0.023401	1.702375	0.039837
319	5/27/2008	369.665	0.004647	0.028831	1.65	0.047571	222.013	-0.00193	0.023338	1.709884	0.039905
320	5/28/2008	378.532	0.023703	0.028748	1.65	0.047435	221.934	-0.00036	0.023334	1.710959	0.039923
321	5/29/2008	388.866	0.026934	0.02883	1.65	0.047569	216.519	-0.0247	0.023334	1.710932	0.039923
322	5/30/2008	387.978	-0.00229	0.028962	1.65	0.047787	217.216	0.003214	0.023397	1.699556	0.039764
323	6/2/2008	392.479	0.011534	0.028905	1.65	0.047692	215.903	-0.00606	0.023377	1.697599	0.039686
324	6/3/2008	393.51	0.002623	0.02887	1.65	0.047636	209.945	-0.02798	0.023346	1.691563	0.039492
325	6/4/2008	389.142	-0.01116	0.028797	1.65	0.047515	205.857	-0.01966	0.023502	1.685898	0.039621
326	6/5/2008	376.597	-0.03277	0.028773	1.65	0.047475	208.867	0.014516	0.023573	1.65	0.038895
327	6/6/2008	371.399	-0.0139	0.028919	1.65	0.047717	209.616	0.00358	0.023618	1.65	0.03897
328	6/9/2008	370.856	-0.00146	0.028942	1.65	0.047755	207.351	-0.01086	0.023615	1.65	0.038966
329	6/10/2008	362.113	-0.02386	0.028669	1.65	0.047303	203.522	-0.01864	0.023613	1.65	0.038961
330	6/11/2008	362.54	0.001178	0.028413	1.65	0.046881	205.553	0.00993	0.023653	1.65	0.039028
331	6/12/2008	364.15	0.004431	0.028361	1.65	0.046796	204.721	-0.00406	0.023668	1.65	0.039052
332	6/13/2008	368.424	0.011669	0.028026	1.691698	0.047411	201.957	-0.01359	0.023281	1.677439	0.039053
333	6/16/2008	373.367	0.013327	0.027577	1.6952	0.046748	203.091	0.005599	0.02245	1.637737	0.036767
334	6/17/2008	371.212	-0.00579	0.027598	1.696106	0.046809	206.537	0.016825	0.022378	1.634392	0.036575
335	6/18/2008	371.997	0.002112	0.027569	1.691362	0.046629	203.961	-0.01255	0.022405	1.644381	0.036842
336	6/19/2008	367.025	-0.01346	0.026878	1.681823	0.045204	202.404	-0.00766	0.022371	1.645448	0.036811
337	6/20/2008	367.417	0.001067	0.025447	1.598425	0.040674	204.251	0.009084	0.021078	1.65	0.034778
338	6/23/2008	363.421	-0.01094	0.02372	1.65	0.039138	202.719	-0.00753	0.020137	1.65	0.033226
339	6/24/2008	359.781	-0.01007	0.023521	1.65	0.03881	203.681	0.004734	0.019954	1.65	0.032924
340	6/25/2008	361.091	0.003634	0.02335	1.65	0.038528	200.686	-0.01481	0.019292	1.65	0.031833
341	6/26/2008	363.217	0.00587	0.023318	1.65	0.038475	200.865	0.000892	0.019093	1.65	0.031504
342	6/27/2008	360.386	-0.00782	0.023135	1.65	0.038173	199.161	-0.00852	0.019073	1.65	0.03147
343	6/30/2008	360.645	0.000718	0.02314	1.65	0.038182	200.048	0.004444	0.019036	1.65	0.031409
344	7/1/2008	362.843	0.006076	0.023127	1.65	0.03816	201.057	0.005031	0.019015	1.65	0.031374
345	7/2/2008	366.67	0.010492	0.023119	1.65	0.038146	201.527	0.002335	0.019022	1.65	0.031387
346	7/3/2008	361.971	-0.0129	0.02314	1.65	0.038181	198.276	-0.01626	0.019019	1.65	0.031381
347	7/4/2008	362.176	0.000566	0.023147	1.65	0.038192	208.825	0.051837	0.019027	1.65	0.031394
348	7/7/2008	363.005	0.002286	0.02294	1.65	0.037851	205.768	-0.01475	0.019691	1.65	0.032489
349	7/8/2008	364.825	0.005001	0.022833	1.733037	0.03957	204.906	-0.0042	0.019683	1.65	0.032477
350	7/9/2008	375.991	0.030147	0.022842	1.734693	0.039624	208.805	0.018849	0.019678	1.65	0.032469
351	7/10/2008	379.527	0.009361	0.022946	1.65	0.037861	206.814	-0.00958	0.019696	1.65	0.032499
352	7/11/2008	370.727	-0.02346	0.022393	1.756689	0.039338	206.968	0.000744	0.019268	1.568376	0.03022
353	7/14/2008	375.086	0.011689	0.022474	1.746444	0.039249	204.478	-0.0121	0.019185	1.573767	0.030192
354	7/15/2008	366.949	-0.02193	0.02249	1.754873	0.039467	199.397	-0.02516	0.019218	1.569628	0.030166
355	7/16/2008	361.115	-0.01603	0.022531	1.744028	0.039296	197.469	-0.00972	0.019366	1.564438	0.030297
356	7/17/2008	368.416	0.020016	0.022542	1.65	0.037195	194.026	-0.01759	0.019343	1.565401	0.03028
357	7/18/2008	382.3	0.036993	0.02264	1.65	0.037357	196.537	0.012859	0.019408	1.558689	0.03025
358	7/21/2008	374.947	-0.01942	0.02297	1.65	0.0379	201.032	0.022613	0.019459	1.564039	0.030435
359	7/22/2008	380.02	0.013439	0.02303	1.65	0.037999	201.266	0.001163	0.019581	1.65	0.032309
360	7/23/2008	396.704	0.042967	0.023068	1.65	0.038062	205.262	0.01966	0.019468	1.65	0.032123
361	7/24/2008	410.27	0.033625	0.023507	1.65	0.038787	205.36	0.000477	0.019558	1.65	0.032271
362	7/25/2008	407.009	-0.00798	0.023744	1.65	0.039178	207.583	0.010767	0.019557	1.65	0.03227
363	7/28/2008	403.167	-0.00948	0.023726	1.65	0.039149	206.04	-0.00746	0.01949	1.65	0.032159
364	7/29/2008	405.813	0.006542	0.023649	1.65	0.03902	206.8	0.003682	0.019368	1.65	0.031958
365	7/31/2008	411.991	0.015109	0.023503	1.65	0.038781	209.49	0.012924	0.019351	1.65	0.031928
366	8/1/2008	404.08	-0.01939	0.02356	1.65	0.038874	208.035	-0.00697	0.019339	1.65	0.031909
367	8/4/2008	398.254	-0.01452	0.023629	1.65	0.038988	204.733	-0.016	0.019352	1.65	0.031931
368	8/5/2008	400.307	0.005142	0.023128	1.65	0.038161	201.145	-0.01768	0.018821	1.562788	0.029413
369	8/6/2008	401.989	0.004193	0.023113	1.65	0.038136	200.476	-0.00333	0.018882	1.553874	0.02934
370	8/7/2008	401.257	-0.00182	0.023045	1.65	0.038025	202.009	0.007618	0.018853	1.547405	0.029173
371	8/8/2008	400.521	-0.00184	0.022239	1.65	0.036694	203.573	0.007712	0.018237	1.510149	0.02754
372	8/11/2008	397.438	-0.00773	0.021517	1.65	0.035503	198.67	-0.02438	0.018004	1.50926	0.027173
373	8/12/2008	377.516	-0.05143	0.021514	1.65	0.035499	191.06	-0.03906	0.018126	1.513301	0.02743
374	8/13/2008	372.622	-0.01305	0.02211	1.65	0.036482	192.194	0.005918	0.018559	1.53324	0.028456
375	8/14/2008	369.518	-0.00837	0.022116	1.65	0.036491	195.656	0.017853	0.018533	1.539804	0.028538
376	8/15/2008	369.735	0.000587	0.022124	1.65	0.036504	194.347	-0.00671	0.018412	1.539958	0.028353
377	8/19/2008	371.585	0.004991	0.021447	1.65	0.035388	187.533	-0.03569	0.017702	1.565974	0.027721
378	8/20/2008	369.343	-0.00605	0.021443	1.65	0.03538	186.63	-0.00483	0.018017	1.570923	0.028304
379	8/21/2008	369.722	0.001026	0.021439	1.65	0.035374	189.372	0.014585	0.018021	1.567873	0.028254
380	8/22/2008	368.869	-0.00231	0.021427	1.65	0.035355	188.833	-0.00285	0.018083	1.572793	0.02844

No	Date	JAKMIND Index					JAKBIND Index				
		PX_LAST	Return	Stdev	Alpha	VaR	PX_LAST	Return	Stdev	Alpha	VaR
381	8/25/2008	373.302	0.011946	0.021377	1.65	0.035272	190.455	0.008553	0.018043	1.576102	0.028437
382	8/26/2008	370.171	-0.00842	0.020927	1.65	0.034529	191.247	0.00415	0.018056	1.65	0.029792
383	8/27/2008	371.93	0.004741	0.020169	1.65	0.033279	195.537	0.022184	0.018061	1.65	0.0298
384	8/28/2008	377.414	0.014637	0.019039	1.65	0.031415	197.019	0.007551	0.017533	1.547247	0.027128
385	8/29/2008	386.067	0.022668	0.019056	1.65	0.031443	196.5	-0.00264	0.017547	1.65	0.028953
386	9/1/2008	389.333	0.008424	0.01915	1.65	0.031598	196.258	-0.00123	0.017358	1.549137	0.02689
387	9/2/2008	391.661	0.005962	0.018754	1.65	0.030944	191.724	-0.02337	0.017303	1.552608	0.026865
388	9/3/2008	392.768	0.002822	0.018546	1.65	0.0306	186.922	-0.02537	0.01699	1.524156	0.025895
389	9/4/2008	381.006	-0.0304	0.017798	1.65	0.029367	185.818	-0.00592	0.017085	1.517987	0.025934
390	9/5/2008	372.917	-0.02146	0.017283	1.65	0.028518	176.391	-0.05206	0.01675	1.513304	0.025348
391	9/8/2008	371.357	-0.00419	0.017414	1.65	0.028733	180.798	0.024677	0.017271	1.5783	0.027259
392	9/9/2008	364.782	-0.01786	0.017408	1.65	0.028724	172.281	-0.04825	0.017445	1.583032	0.027616
393	9/10/2008	359.02	-0.01592	0.017385	1.65	0.028686	167.892	-0.02581	0.018101	1.621167	0.029345
394	9/11/2008	330.848	-0.08172	0.017374	1.65	0.028667	165.91	-0.01188	0.018264	1.614579	0.029489
395	9/12/2008	303.724	-0.08554	0.019181	1.831236	0.035126	164.382	-0.00925	0.018296	1.608794	0.029435
396	9/15/2008	296.727	-0.02331	0.020913	1.95215	0.040826	155.775	-0.05378	0.018314	1.60653	0.029422
397	9/16/2008	310.642	0.045829	0.020929	1.951482	0.040842	155.026	-0.00482	0.018957	1.655768	0.031389
398	9/17/2008	323.288	0.039902	0.021462	1.91598	0.04112	160.51	0.034763	0.01893	1.649767	0.031229
399	9/18/2008	320.39	-0.009	0.021834	1.895777	0.041392	158.585	-0.01207	0.019219	1.65	0.031711
400	9/19/2008	339.999	0.059404	0.021849	1.892411	0.041346	164.331	0.035592	0.019206	1.65	0.031689
401	9/22/2008	341.434	0.004212	0.022669	1.833769	0.04157	164.358	0.000164	0.019474	1.65	0.032133
402	9/23/2008	327.83	-0.04066	0.022523	1.833633	0.041299	161.959	-0.0147	0.019303	1.65	0.03185
403	9/24/2008	332.323	0.013612	0.022874	1.825694	0.041762	164.089	0.013066	0.019348	1.65	0.031924
404	9/25/2008	330.348	-0.00596	0.022424	1.850284	0.041491	163.898	-0.00116	0.019201	1.638624	0.031463
405	9/26/2008	330.577	0.000693	0.022341	1.845175	0.041223	162.772	-0.00689	0.01906	1.632978	0.031124
406	9/29/2008	326.147	-0.01349	0.022135	1.856059	0.041084	162.934	0.000995	0.019064	1.632241	0.031117
407	10/6/2008	313.748	-0.03876	0.022065	1.848021	0.040776	146.541	-0.10604	0.019064	1.632292	0.031118
408	10/7/2008	305.71	-0.02595	0.022191	1.848699	0.041024	144.637	-0.01308	0.021755	1.922423	0.041821
409	10/8/2008	258.298	-0.16852	0.022299	1.843865	0.041116	127.63	-0.12509	0.021777	1.916077	0.041727
410	10/13/2008	258.619	0.001242	0.027788	2.322399	0.064534	128.87	0.009669	0.024906	2.127899	0.052997
411	10/14/2008	278.862	0.075361	0.02765	2.328253	0.064377	135.038	0.046752	0.024817	2.131573	0.052899
412	10/15/2008	275.709	-0.01137	0.028656	2.21586	0.063498	134.16	-0.00652	0.025119	2.10309	0.052827
413	10/16/2008	264.081	-0.04309	0.028667	2.213344	0.063449	132.523	-0.01228	0.025028	2.101506	0.052597
414	10/17/2008	244.075	-0.07878	0.028912	2.19137	0.063356	132.481	-0.00032	0.024891	2.100589	0.052286
415	10/20/2008	229.897	-0.05984	0.02976	2.165453	0.064443	130.494	-0.01511	0.024821	2.100512	0.052137
416	10/21/2008	236.21	0.02709	0.030258	2.143589	0.06486	129.212	-0.00987	0.024763	2.094788	0.051874
417	10/22/2008	223.712	-0.05436	0.030401	2.145882	0.065237	123.418	-0.04588	0.023851	2.183955	0.05209
418	10/23/2008	212.376	-0.052	0.030765	2.130529	0.065545	117.709	-0.04736	0.024168	2.165849	0.052345
419	10/24/2008	196.517	-0.07761	0.030948	2.124697	0.065754	109.886	-0.06877	0.024499	2.141365	0.052461
420	10/27/2008	181.683	-0.07849	0.031758	2.101077	0.066726	103.803	-0.05695	0.025276	2.118399	0.053545
421	10/28/2008	169.059	-0.07202	0.032419	2.081198	0.067471	102.279	-0.01479	0.025754	2.095045	0.053956
422	10/29/2008	164.675	-0.02627	0.03287	2.063161	0.067815	99.701	-0.02553	0.025707	2.100057	0.053985
423	10/30/2008	176.312	0.068281	0.032912	2.055727	0.067659	105.133	0.053051	0.025746	2.089528	0.053797
424	10/31/2008	199.966	0.125892	0.033741	2.007293	0.067729	112.182	0.064896	0.026455	2.039036	0.053943
425	11/3/2008	228.466	0.13324	0.036289	1.820297	0.066057	120.707	0.073244	0.027334	1.977382	0.054049
426	11/4/2008	246.89	0.077555	0.038892	1.684519	0.065515	123.114	0.019745	0.028431	1.905172	0.054165
427	11/5/2008	233.503	-0.05575	0.039663	1.67907	0.066597	120.562	-0.02095	0.028472	1.904638	0.05423
428	11/6/2008	216.005	-0.07789	0.039986	1.675507	0.066996	116.436	-0.03482	0.028501	1.896998	0.054066
429	11/7/2008	214.593	-0.00656	0.040649	1.675058	0.06809	121.275	0.040719	0.028646	1.889108	0.054116
430	11/10/2008	210.633	-0.01863	0.040607	1.678552	0.06816	122.834	0.012773	0.02899	1.886158	0.05468
431	11/11/2008	213.393	0.013018	0.040623	1.674412	0.06802	122.571	-0.00214	0.029006	1.886329	0.054716
432	11/12/2008	213.13	-0.00123	0.040653	1.675956	0.068133	122.396	-0.00143	0.029008	1.886863	0.054734
433	11/13/2008	201.987	-0.0537	0.040619	1.673483	0.067976	117.783	-0.03842	0.028997	1.890669	0.054824
434	11/14/2008	197.242	-0.02377	0.040858	1.663949	0.067986	118.277	0.004185	0.029168	1.877919	0.054776
435	11/17/2008	192.478	-0.02445	0.040896	1.660337	0.067902	116.777	-0.01276	0.029098	1.877014	0.054618
436	11/18/2008	187.933	-0.0239	0.040927	1.654974	0.067733	113.584	-0.02772	0.029099	1.876943	0.054616
437	11/19/2008	187.138	-0.00424	0.040958	1.652963	0.067702	112.978	-0.00535	0.029182	1.870321	0.05458
438	11/20/2008	185.949	-0.00637	0.040951	1.651862	0.067646	110.994	-0.01772	0.029144	1.867297	0.05442
439	11/21/2008	185.228	-0.00388	0.040949	1.652823	0.067682	111.658	0.005964	0.029167	1.863941	0.054366
440	11/24/2008	181.856	-0.01837	0.040949	1.654127	0.067735	111.93	0.002433	0.029172	1.864144	0.054381
441	11/25/2008	181.895	0.000214	0.040952	1.649589	0.067554	112.779	0.007556	0.02917	1.869146	0.054524
442	11/26/2008	191.483	0.051369	0.040938	1.648466	0.067485	113.351	0.005059	0.029193	1.870355	0.054602
443	11/27/2008	206.488	0.075443	0.041351	1.652741	0.068342	114.147	0.006998	0.029212	1.873806	0.054738
444	11/28/2008	215.816	0.044184	0.042147	1.64667	0.069402	114.453	0.002677	0.029222	1.874216	0.054769
445	12/1/2008	204.453	-0.05409	0.042425	1.649868	0.069995	114.121	-0.0029	0.029214	1.873771	0.054741
446	12/2/2008	196.109	-0.04167	0.042674	1.641298	0.070041	113.626	-0.00435	0.029205	1.872499	0.054686
447	12/3/2008	195.379	-0.00373	0.042819	1.637264	0.070106	114.225	0.005258	0.029185	1.876335	0.054762
448	12/4/2008	192.904	-0.01275	0.042815	1.636402	0.070062	113.584	-0.00563	0.028626	1.899115	0.054365
449	12/5/2008	197.426	0.023171	0.042811	1.633392	0.069927	113.246	-0.00298	0.028613	1.902144	0.054426
450	12/9/2008	203.96	0.03256	0.042898	1.636265	0.070192	114.578	0.011693	0.028614	1.902483	0.054437
451	12/10/2008	214.058	0.048323	0.042919	1.636397	0.070233	117.666	0.026594	0.02856	1.90296	0.054349
452	12/11/2008	217.258	0.014839	0.043237	1.638812	0.070857	116.48	-0.01013	0.028743	1.904805	0.05475
453	12/12/2008	202.798	-0.06888	0.043248	1.645971	0.071185	114.74	-0.01505	0.028739	1.901674	0.054652
454	12/15/2008	215.788	0.062086	0.043676	1.639263	0.071596	118.561	0.032759	0.028747	1.900642	0.054638
455	12/16/2008	210.179	-0.02634	0.044174	1.645213	0.072676	121.443	0.024017	0.028936	1.905347	0.055132
456	12/17/2008	220.027	0.045791	0.044211	1.643478	0.072661	126.981	0.044592	0.029079	1.908671	0.055502

No	Date	JAKMIND Index					JAKBIND Index				
		PX_LAST	Return	Stdev	Alpha	VaR	PX_LAST	Return	Stdev	Alpha	VaR
457	12/18/2008	221.728	0.007701	0.044436	1.644685	0.073083	130.477	0.027159	0.029466	1.902859	0.05607
458	12/19/2008	218.898	-0.01285	0.044251	1.641335	0.072631	133.748	0.02476	0.029584	1.901101	0.056243
459	12/22/2008	222.27	0.015287	0.044235	1.642534	0.072658	132.013	-0.01306	0.029605	1.900652	0.056268
460	12/23/2008	212.177	-0.04647	0.044243	1.642827	0.072684	131.55	-0.00351	0.029613	1.896371	0.056158
461	12/24/2008	214.79	0.01224	0.044161	1.631424	0.072045	132.491	0.007128	0.029515	1.893586	0.055889
462	12/26/2008	214.366	-0.00198	0.044017	1.628988	0.071703	131.99	-0.00379	0.029534	1.894911	0.055964
463	12/30/2008	214.937	0.00266	0.044019	1.630169	0.071758	134.987	0.022452	0.029494	1.892021	0.055804
464	1/5/2009	238.693	0.104833	0.044027	1.632541	0.071876	140.231	0.038113	0.029616	1.895594	0.056139
465	1/6/2009	243.645	0.020534	0.045393	1.610124	0.073088	141.706	0.010463	0.029907	1.890229	0.056532
466	1/7/2009	256.924	0.053068	0.04542	1.610959	0.073171	141.626	-0.00056	0.029894	1.890025	0.056501
467	1/8/2009	249.228	-0.03041	0.045769	1.619433	0.07412	142.194	0.004003	0.029895	1.891867	0.056556
468	1/9/2009	242.195	-0.02862	0.045832	1.617052	0.074113	140.992	-0.00849	0.029879	1.897782	0.056704
469	1/12/2009	249.47	0.029595	0.045883	1.611234	0.073928	138.123	-0.02056	0.02985	1.900892	0.056741
470	1/13/2009	246.601	-0.01157	0.046005	1.615102	0.074302	135.28	-0.0208	0.029898	1.895225	0.056664
471	1/14/2009	248.382	0.007196	0.046009	1.613288	0.074225	131.897	-0.02533	0.029924	1.887064	0.056469
472	1/15/2009	242.869	-0.02245	0.046024	1.614971	0.074327	127.597	-0.03314	0.029976	1.877523	0.05628
473	1/16/2009	241.872	-0.00411	0.046057	1.612444	0.074264	129.213	0.012585	0.030048	1.875072	0.056342
474	1/19/2009	242.465	0.002449	0.045817	1.617742	0.074119	129.43	0.001678	0.02989	1.888542	0.056449
475	1/20/2009	242.965	0.00206	0.045813	1.620634	0.074247	127.64	-0.01393	0.029879	1.887664	0.056401
476	1/21/2009	243.402	0.001797	0.045816	1.622599	0.074341	125.815	-0.0144	0.029814	1.881253	0.056087
477	1/22/2009	241.142	-0.00933	0.045817	1.622827	0.074354	126.015	0.001588	0.02983	1.878756	0.056043
478	1/23/2009	238.339	-0.01169	0.045811	1.620137	0.07422	125.357	-0.00524	0.029667	1.889969	0.056069
479	1/27/2009	248.79	0.042915	0.045816	1.619094	0.074181	125.687	0.002629	0.029667	1.889846	0.056066
480	1/28/2009	245.763	-0.01224	0.046057	1.624298	0.074811	125.781	0.000748	0.029615	1.888291	0.055922
481	1/29/2009	245.109	-0.00266	0.046064	1.622461	0.074738	125.969	0.001494	0.029619	1.88924	0.055957
482	1/30/2009	246.574	0.005959	0.046036	1.619786	0.074569	126.391	0.003344	0.029597	1.887915	0.055877
483	2/2/2009	242.84	-0.01526	0.046045	1.622474	0.074707	126.719	0.002592	0.029595	1.887749	0.055868
484	2/3/2009	238.121	-0.01962	0.04605	1.618785	0.074545	125.618	-0.00873	0.029484	1.886742	0.055628
485	2/4/2009	227.18	-0.04704	0.046036	1.612623	0.074238	125.533	-0.00068	0.029462	1.882676	0.055468
486	2/5/2009	228.87	0.007412	0.046146	1.602683	0.073957	125.019	-0.0041	0.029464	1.883202	0.055487
487	2/6/2009	229.618	0.003263	0.046143	1.602499	0.073944	126.184	0.009275	0.029462	1.882405	0.05546
488	2/9/2009	230.041	0.00184	0.046137	1.601999	0.073912	125.865	-0.00253	0.029432	1.891658	0.055675
489	2/10/2009	225.405	-0.02036	0.046136	1.601814	0.073901	125.356	-0.00405	0.029354	1.899216	0.05575
490	2/11/2009	214.743	-0.04846	0.046091	1.603195	0.073894	125.666	0.00247	0.029354	1.899784	0.055766
491	2/12/2009	217.146	0.011128	0.046266	1.60092	0.074068	125.62	-0.00037	0.028954	1.91315	0.055394
492	2/13/2009	216.029	-0.00516	0.046296	1.603744	0.074247	127.459	0.014533	0.028817	1.912095	0.055101
493	2/16/2009	217.903	0.008637	0.046279	1.606011	0.074324	129.665	0.017159	0.028518	1.927585	0.054971
494	2/17/2009	213.563	-0.02012	0.046287	1.610513	0.074545	125.878	-0.02964	0.028495	1.938791	0.055245
495	2/18/2009	215.695	0.009934	0.045661	1.606823	0.073369	127.442	0.012348	0.028608	1.932352	0.055281
496	2/19/2009	217.677	0.009147	0.044939	1.605838	0.072165	126.313	-0.0089	0.02864	1.937473	0.05549
497	2/20/2009	214.789	-0.01336	0.044911	1.611694	0.072383	123.8	-0.0201	0.028177	1.948182	0.054894
498	2/23/2009	215.462	0.003128	0.044649	1.603412	0.071591	124.526	0.005847	0.028234	1.942472	0.054843
499	2/24/2009	215.426	-0.00017	0.044437	1.59832	0.071025	123.18	-0.01087	0.027998	1.947647	0.05453
500	2/25/2009	221.225	0.026563	0.044436	1.600031	0.071099	123.16	-0.00016	0.027994	1.948102	0.054535
501	2/26/2009	221.29	0.000294	0.044083	1.600063	0.070536	123.605	0.003607	0.027729	1.953129	0.054159
502	2/27/2009	220.413	-0.00397	0.044077	1.599291	0.070492	124.077	0.003811	0.027735	1.953974	0.054194
503	3/2/2009	213.876	-0.03011	0.043924	1.604341	0.070469	121.914	-0.01759	0.027717	1.960085	0.054328
504	3/3/2009	212.504	-0.00644	0.043965	1.596659	0.070197	123.849	0.015747	0.027711	1.951707	0.054083
505	3/4/2009	215.341	0.013262	0.043965	1.596567	0.070193	122.972	-0.00711	0.027773	1.954049	0.054271
506	3/5/2009	217.734	0.011051	0.043998	1.598974	0.070351	121.8	-0.00958	0.027774	1.953974	0.054269
507	3/6/2009	219.001	0.005802	0.044014	1.603708	0.070586	122.204	0.003311	0.027779	1.950548	0.054185
508	3/10/2009	219.736	0.003351	0.043885	1.61061	0.070681	122.257	0.000434	0.025757	1.876685	0.048338
509	3/11/2009	228.662	0.039818	0.043832	1.615856	0.070826	123.938	0.013656	0.025733	1.881625	0.04842
510	3/12/2009	236.765	0.034823	0.040742	1.453959	0.059237	123.129	-0.00655	0.022556	1.56899	0.03539
511	3/13/2009	246.154	0.038889	0.0409	1.461344	0.059769	124.042	0.007388	0.022542	1.562925	0.035232
512	3/16/2009	247.577	0.005764	0.040373	1.462875	0.05906	123.577	-0.00376	0.022048	1.569957	0.034614
513	3/17/2009	240.186	-0.03031	0.040366	1.46639	0.059192	123.017	-0.00454	0.022042	1.570941	0.034627
514	3/18/2009	251.948	0.047809	0.040251	1.465372	0.058983	124.123	0.00895	0.022015	1.573294	0.034636
515	3/19/2009	265.81	0.053559	0.039767	1.458877	0.058015	124.99	0.006961	0.022036	1.576908	0.034749
516	3/20/2009	256.654	-0.03505	0.03965	1.464719	0.058077	126.169	0.009389	0.022001	1.584287	0.034855
517	3/23/2009	273.583	0.063876	0.039731	1.455354	0.057823	128.27	0.016515	0.022001	1.591383	0.035013
518	3/24/2009	278.529	0.017917	0.039832	1.46321	0.058282	132.848	0.035068	0.021575	1.583921	0.034173
519	3/25/2009	278.784	0.000915	0.039486	1.465942	0.057884	133.074	0.0017	0.021305	1.569507	0.033438
520	3/27/2009	287.898	0.032169	0.038644	1.445075	0.055844	135.846	0.020617	0.020098	1.461442	0.029372
521	3/30/2009	265.462	-0.08113	0.037849	1.426316	0.053985	134.316	-0.01133	0.019284	1.385813	0.026724
522	3/31/2009	264.007	-0.0055	0.038046	1.437247	0.054682	134.656	0.002528	0.019255	1.385134	0.026671
523	4/1/2009	280.958	0.06223	0.037933	1.438572	0.054569	136.804	0.015826	0.019042	1.379398	0.026267
524	4/2/2009	284.576	0.012795	0.037835	1.439128	0.05445	139.08	0.0165	0.018408	1.390495	0.025596
525	4/3/2009	282.913	-0.00586	0.035811	1.487004	0.053251	139.176	0.00069	0.01736	1.449479	0.025164
526	4/6/2009	277.736	-0.01847	0.033338	1.65	0.055007	138.935	-0.00173	0.015806	1.65	0.026079
527	4/7/2009	269.189	-0.03126	0.032516	1.65	0.053652	138.314	-0.00448	0.0157	1.65	0.025905
528	4/8/2009	267.471	-0.0064	0.032174	1.65	0.053087	135.223	-0.0226	0.015551	1.65	0.025659
529	4/13/2009	278.859	0.041695	0.031172	1.65	0.051434	140.657	0.039399	0.01531	1.65	0.025261
530	4/14/2009	282.734	0.0138	0.031409	1.65	0.051824	142.466	0.012779	0.015276	1.65	0.025205
531	4/15/2009	282.361	-0.00132	0.031355	1.65	0.051735	142.515	0.000344	0.015276	1.65	0.025205
532	4/16/2009	288.747	0.022364	0.031341	1.65	0.051712	147.629	0.035255	0.015272	1.65	0.025199

No	Date	JAKMIND Index					JAKBIND Index				
		PX_LAST	Return	Stdev	Alpha	VaR	PX_LAST	Return	Stdev	Alpha	VaR
533	4/17/2009	287.078	-0.0058	0.031399	1.65	0.051808	146.093	-0.01046	0.015637	1.65	0.025801
534	4/20/2009	289.079	0.006946	0.030886	1.65	0.050962	146.791	0.004766	0.015152	1.65	0.025
535	4/21/2009	282.284	-0.02379	0.030764	1.65	0.050761	145.624	-0.00798	0.015153	1.65	0.025002
536	4/22/2009	279.425	-0.01018	0.030758	1.65	0.050751	146.172	0.003756	0.015113	1.65	0.024936
537	4/23/2009	284.359	0.017504	0.030664	1.65	0.050595	142.784	-0.02345	0.014808	1.65	0.024432
538	4/24/2009	281.155	-0.01133	0.030682	1.65	0.050625	141.198	-0.01117	0.015014	1.65	0.024773
539	4/27/2009	275.972	-0.01861	0.030703	1.65	0.05066	141.598	0.002829	0.01494	1.65	0.024651
540	4/28/2009	276.553	0.002103	0.030777	1.65	0.050782	142.552	0.006715	0.014935	1.65	0.024644
541	4/29/2009	284.285	0.027575	0.030695	1.65	0.050647	146.424	0.0268	0.014942	1.65	0.024654
542	4/30/2009	316.667	0.107873	0.030781	1.65	0.050789	151.149	0.03176	0.015131	1.65	0.024967
543	5/1/2009	312.074	-0.01461	0.032139	1.513467	0.048642	152.845	0.011158	0.015408	1.65	0.025423
544	5/4/2009	324.669	0.039566	0.0314	1.512335	0.047487	157.432	0.029569	0.015425	1.65	0.025451
545	5/5/2009	334.171	0.028847	0.031343	1.512189	0.047397	157.806	0.002373	0.015653	1.65	0.025828
546	5/6/2009	333.546	-0.00187	0.030882	1.508195	0.046577	160.838	0.019031	0.015641	1.65	0.025808
547	5/7/2009	337.032	0.010397	0.030531	1.5042	0.045924	166.484	0.034502	0.015701	1.65	0.025907
548	5/8/2009	374.817	0.10626	0.030521	1.507979	0.046025	175.324	0.051736	0.016004	1.65	0.026407
549	5/11/2009	347.166	-0.07663	0.032084	1.468936	0.04713	171.83	-0.02013	0.016678	1.65	0.027519
550	5/12/2009	340.213	-0.02023	0.033101	1.505781	0.049843	174.445	0.015104	0.016842	1.65	0.027789
551	5/13/2009	338.167	-0.00603	0.033089	1.494767	0.04946	177.842	0.019286	0.01686	1.65	0.02782
552	5/14/2009	325.219	-0.03904	0.032817	1.483308	0.048678	171.219	-0.03795	0.016778	1.65	0.027684
553	5/15/2009	324.523	-0.00214	0.033088	1.480035	0.048971	166.523	-0.02781	0.017241	1.65	0.028448
554	5/18/2009	321.952	-0.00795	0.032265	1.450999	0.046817	176.992	0.060971	0.017429	1.65	0.028757
555	5/19/2009	346.761	0.074233	0.031763	1.439694	0.045729	180.24	0.018185	0.018118	1.65	0.029895
556	5/20/2009	351.1	0.012435	0.032379	1.446223	0.046828	181.178	0.005191	0.018062	1.65	0.029803
557	5/22/2009	348.333	-0.00791	0.032126	1.4383	0.046206	180.764	-0.00229	0.01759	1.65	0.029024
558	5/25/2009	346.559	-0.00511	0.032149	1.434728	0.046125	181.287	0.002889	0.017437	1.511558	0.026357
559	5/26/2009	338.086	-0.02475	0.032116	1.43577	0.046111	177.973	-0.01845	0.017301	1.502923	0.026002
560	5/27/2009	361.967	0.068253	0.032231	1.429602	0.046077	179.99	0.011269	0.01736	1.504934	0.026126
561	5/28/2009	376.385	0.03906	0.03245	1.431143	0.046441	181.763	0.009802	0.017367	1.512009	0.026259
562	5/29/2009	362.721	-0.03698	0.032618	1.438433	0.046919	182.045	0.00155	0.017376	1.513409	0.026296
563	6/1/2009	379.561	0.045381	0.032887	1.440661	0.047379	186.545	0.024419	0.017362	1.51557	0.026314
564	6/2/2009	381.905	0.006157	0.033129	1.451209	0.048078	188.696	0.011465	0.017385	1.515745	0.026352
565	6/3/2009	382.388	0.001264	0.03158	1.48362	0.046852	189.303	0.003212	0.017046	1.518677	0.025888
566	6/4/2009	389.627	0.018754	0.031541	1.478089	0.04662	186.443	-0.01522	0.017029	1.51485	0.025797
567	6/5/2009	411.897	0.055583	0.031192	1.473452	0.04596	189.284	0.015123	0.017122	1.513058	0.025907
568	6/8/2009	407.164	-0.01156	0.031414	1.484199	0.046624	189.199	-0.00045	0.017167	1.518632	0.02607
569	6/9/2009	424.84	0.042497	0.031275	1.483513	0.046397	194.819	0.029272	0.017132	1.521063	0.026058
570	6/10/2009	426.004	0.002736	0.031403	1.485579	0.046652	199.213	0.022304	0.017166	1.528972	0.026246
571	6/11/2009	417.771	-0.01952	0.031358	1.488362	0.046672	194.549	-0.02369	0.017092	1.537002	0.026271
572	6/12/2009	418.483	0.001703	0.031457	1.483989	0.046681	195.606	0.005418	0.017065	1.534968	0.026194
573	6/15/2009	413.627	-0.01167	0.031335	1.486718	0.046586	194.194	-0.00724	0.01665	1.514146	0.025211
574	6/16/2009	405.742	-0.01925	0.031367	1.485528	0.046597	189.478	-0.02458	0.016668	1.505611	0.025096
575	6/17/2009	409.42	0.009024	0.031462	1.482442	0.046641	186.728	-0.01462	0.016911	1.512485	0.025578
576	6/18/2009	379.053	-0.07707	0.031463	1.484362	0.046703	180.977	-0.03128	0.016919	1.512722	0.025594
577	6/19/2009	391.326	0.031865	0.03252	1.526208	0.049633	184.389	0.018678	0.017185	1.531829	0.026324
578	6/22/2009	402.232	0.027488	0.032605	1.536152	0.050087	185.949	0.008425	0.017249	1.65	0.028461
579	6/23/2009	397.984	-0.01062	0.03264	1.545553	0.050447	181.073	-0.02657	0.017231	1.65	0.02843
580	6/24/2009	409.263	0.027946	0.032454	1.534371	0.049797	188.206	0.038637	0.017498	1.65	0.028872
581	6/25/2009	412.71	0.008387	0.032491	1.543991	0.050166	192.526	0.022694	0.017842	1.65	0.029439
582	6/26/2009	418.556	0.014066	0.032483	1.546816	0.050245	195.188	0.013732	0.017937	1.65	0.029596
583	6/29/2009	419.051	0.001182	0.032495	1.549031	0.050336	195.12	-0.00035	0.017962	1.65	0.029637
584	6/30/2009	416.212	-0.0068	0.032432	1.552089	0.050337	192.924	-0.01132	0.017967	1.65	0.029646
585	7/1/2009	414.862	-0.00325	0.032357	1.55364	0.050271	196.107	0.016364	0.017988	1.65	0.02968
586	7/2/2009	412.431	-0.00588	0.031931	1.548623	0.049449	193.551	-0.01312	0.018021	1.65	0.029735
587	7/3/2009	414.33	0.004594	0.031953	1.545381	0.049379	193.598	0.000243	0.018087	1.65	0.029843
588	7/6/2009	410.699	-0.0088	0.031952	1.545732	0.049389	189.481	-0.0215	0.018085	1.65	0.02984
589	7/7/2009	414.752	0.00982	0.031983	1.543435	0.049364	194.515	0.026221	0.018255	1.65	0.030122
590	7/9/2009	444.75	0.069832	0.031876	1.548937	0.049374	193.006	-0.00779	0.01837	1.65	0.03031
591	7/10/2009	435.347	-0.02137	0.032026	1.544955	0.049478	194.598	0.008215	0.018409	1.65	0.030375
592	7/13/2009	434.028	-0.00303	0.032151	1.539495	0.049496	193.264	-0.00688	0.018407	1.65	0.030372
593	7/14/2009	435.832	0.004148	0.032144	1.539922	0.049499	196.291	0.015541	0.018412	1.65	0.030381
594	7/15/2009	464.695	0.064124	0.032144	1.538724	0.049461	201.091	0.024159	0.018402	1.65	0.030363
595	7/16/2009	473.79	0.019383	0.03253	1.54754	0.050341	206.822	0.028101	0.018189	1.65	0.030012
596	7/17/2009	469.972	-0.00809	0.03255	1.550111	0.050456	202.267	-0.02227	0.018324	1.65	0.030234
597	7/21/2009	473.383	0.007232	0.032589	1.546231	0.05039	201.659	-0.00301	0.018473	1.65	0.030481
598	7/22/2009	459.574	-0.0296	0.032519	1.550254	0.050413	199.886	-0.00883	0.01832	1.65	0.030228
599	7/23/2009	474.351	0.031648	0.032732	1.547905	0.050666	204.19	0.021304	0.018371	1.65	0.030312
600	7/24/2009	477.024	0.005619	0.03281	1.55584	0.051048	208.188	0.019391	0.018377	1.65	0.030321
601	7/27/2009	470.14	-0.01454	0.032757	1.550384	0.050786	209.894	0.008161	0.018424	1.65	0.0304
602	7/28/2009	467.444	-0.00575	0.032824	1.547955	0.05081	216.141	0.029328	0.018426	1.65	0.030403
603	7/29/2009	472.505	0.010769	0.032831	1.547617	0.05081	215.161	-0.00454	0.018581	1.65	0.030659
604	7/30/2009	487.276	0.030782	0.032611	1.551907	0.05061	219.754	0.021122	0.018463	1.65	0.030463
605	7/31/2009	504.596	0.034927	0.032658	1.560946	0.050978	222.796	0.013748	0.0185	1.65	0.030525
606	8/3/2009	520.149	0.030357	0.032763	1.565969	0.051306	226.845	0.01801	0.018471	1.65	0.030478
607	8/4/2009	529.845	0.018469	0.032835	1.570752	0.051576	225.539	-0.00577	0.018443	1.65	0.030431
608	8/5/2009	513.793	-0.03076	0.032848	1.574107	0.051706	218.426	-0.03205	0.01848	1.65	0.030492

No	Date	JAKMIND Index					JAKBIND Index				
		PX_LAST	Return	Stdev	Alpha	VaR	PX_LAST	Return	Stdev	Alpha	VaR
609	8/6/2009	516.434	0.005127	0.033082	1.571763	0.051997	223.23	0.021755	0.018863	1.65	0.031123
610	8/7/2009	532.531	0.030694	0.032932	1.56408	0.051508	220.124	-0.01401	0.018914	1.65	0.031208
611	8/10/2009	541.237	0.016216	0.032901	1.563365	0.051436	222.966	0.012828	0.018978	1.65	0.031314
612	8/11/2009	539.962	-0.00236	0.032764	1.558661	0.051068	220.138	-0.01276	0.01899	1.65	0.031334
613	8/12/2009	534.976	-0.00928	0.032779	1.556732	0.051029	215.8	-0.0199	0.019058	1.65	0.031445
614	8/13/2009	537.813	0.005289	0.032599	1.556527	0.050742	221.913	0.027933	0.019203	1.65	0.031685
615	8/14/2009	522.913	-0.0281	0.032351	1.548412	0.050093	224.092	0.009771	0.01933	1.65	0.031894
616	8/18/2009	508.653	-0.02765	0.032209	1.537552	0.049524	224.517	0.001895	0.019334	1.65	0.0319
617	8/19/2009	508.386	-0.00053	0.032121	1.535766	0.04933	217.912	-0.02986	0.019334	1.65	0.031901
618	8/20/2009	508.625	0.00047	0.031607	1.529629	0.048347	226.566	0.038945	0.019628	1.65	0.032386
619	8/21/2009	507.708	-0.0018	0.03159	1.524818	0.048169	227.854	0.005669	0.019691	1.65	0.03249
620	8/24/2009	521.255	0.026333	0.031596	1.524172	0.048157	231.792	0.017135	0.019687	1.65	0.032484
621	8/25/2009	521.09	-0.00032	0.031552	1.522933	0.048052	232.554	0.003282	0.019663	1.65	0.032444
622	8/26/2009	520.987	-0.0002	0.03031	1.460681	0.044273	231.298	-0.00542	0.019592	1.65	0.032327
623	8/27/2009	535.087	0.026704	0.030293	1.46172	0.04428	228.011	-0.01431	0.01962	1.65	0.032374
624	8/28/2009	537.373	0.004263	0.029841	1.46055	0.043585	228.489	0.002094	0.01969	1.65	0.032489
625	8/31/2009	538.053	0.001265	0.029835	1.457987	0.043499	229.115	0.002736	0.019659	1.65	0.032437
626	9/1/2009	546.003	0.014667	0.029814	1.459464	0.043513	224.419	-0.02071	0.019655	1.65	0.032431
627	9/2/2009	526.187	-0.03697	0.029719	1.465497	0.043553	218.451	-0.02695	0.019812	1.65	0.032689
628	9/3/2009	523.708	-0.00472	0.029798	1.468462	0.043757	223.679	0.02365	0.020044	1.65	0.033073
629	9/4/2009	528.56	0.009222	0.029791	1.468739	0.043755	225.35	0.007443	0.019944	1.65	0.032908
630	9/7/2009	531.202	0.004986	0.029582	1.460186	0.043195	224.03	-0.00587	0.019642	1.65	0.032409
631	9/8/2009	538.141	0.012978	0.029573	1.457476	0.043102	227.706	0.016275	0.019653	1.65	0.032427
632	9/9/2009	542.176	0.00747	0.02957	1.461525	0.043217	229.703	0.008732	0.019683	1.65	0.032477
633	9/10/2009	557.359	0.027619	0.029527	1.456781	0.043014	230.478	0.003368	0.019444	1.65	0.032083
634	9/11/2009	561.744	0.007837	0.029577	1.466263	0.043368	234.383	0.016801	0.019386	1.65	0.031988
635	9/14/2009	557.48	-0.00762	0.029578	1.466528	0.043376	235.417	0.004402	0.019425	1.65	0.032051
636	9/15/2009	592.44	0.060823	0.029453	1.466067	0.043181	235.736	0.001354	0.019383	1.65	0.031982
637	9/16/2009	579.003	-0.02294	0.029892	1.476883	0.044148	234.676	-0.00451	0.019386	1.65	0.031987
638	9/17/2009	569.643	-0.0163	0.030029	1.470727	0.044165	237.324	0.01122	0.019199	1.65	0.031678
639	9/24/2009	563.294	-0.01121	0.030064	1.470624	0.044213	241.648	0.018056	0.019139	1.65	0.03158
640	9/25/2009	556.327	-0.01245	0.030009	1.470608	0.044132	240.458	-0.00494	0.019181	1.65	0.031648
641	9/28/2009	537.429	-0.03456	0.030069	1.46828	0.04415	232.907	-0.03191	0.019208	1.65	0.031693
642	9/29/2009	564.444	0.049045	0.030281	1.462743	0.044293	238.066	0.021909	0.019437	1.65	0.032072
643	9/30/2009	584.958	0.035699	0.028825	1.533057	0.044191	238.463	0.001666	0.019323	1.65	0.031883
644	10/1/2009	584.564	-0.00067	0.028905	1.544831	0.044653	240.61	0.008963	0.019314	1.65	0.031868
645	10/2/2009	571.662	-0.02232	0.028716	1.535195	0.044085	245.459	0.019953	0.019152	1.65	0.031601
646	10/5/2009	565.908	-0.01012	0.028759	1.524533	0.043844	247.077	0.00657	0.019216	1.65	0.031706
647	10/6/2009	602.322	0.062361	0.028791	1.522889	0.043846	251.154	0.016366	0.01916	1.65	0.031614
648	10/7/2009	604.6	0.003775	0.029348	1.523894	0.044724	255.884	0.018658	0.018956	1.65	0.031277
649	10/8/2009	592.798	-0.01971	0.027538	1.65	0.045438	253.494	-0.00938	0.018397	1.65	0.030355
650	10/9/2009	588.984	-0.00645	0.026403	1.65	0.043566	253.962	0.001844	0.018287	1.65	0.030173
651	10/12/2009	588.971	-2.2E-05	0.026304	1.65	0.043402	249.171	-0.01905	0.018253	1.65	0.030117
652	10/13/2009	589.823	0.001446	0.026285	1.65	0.04337	250.725	0.006217	0.018326	1.65	0.030237
653	10/14/2009	596.697	0.011587	0.0259	1.532266	0.039686	259.875	0.035844	0.017846	1.65	0.029445
654	10/15/2009	592.09	-0.00775	0.025893	1.65	0.042723	262.515	0.010107	0.017841	1.65	0.029438
655	10/16/2009	580.732	-0.01937	0.025892	1.65	0.042722	263.341	0.003142	0.016915	1.65	0.02791
656	10/19/2009	580.642	-0.00015	0.025083	1.65	0.041387	264.553	0.004592	0.016854	1.65	0.027809
657	10/20/2009	582.842	0.003782	0.025078	1.65	0.041378	263.449	-0.00418	0.016853	1.65	0.027808
658	10/21/2009	572.26	-0.01832	0.025044	1.65	0.041322	257.337	-0.02347	0.016861	1.65	0.027821
659	10/22/2009	553.781	-0.03282	0.025133	1.65	0.04147	253.932	-0.01332	0.01708	1.65	0.028182
660	10/23/2009	572.186	0.032695	0.025243	1.65	0.04165	256.829	0.011344	0.017021	1.65	0.028084
661	10/26/2009	578.432	0.010857	0.024583	1.65	0.040563	258.573	0.006768	0.017021	1.65	0.028085
662	10/27/2009	575.62	-0.00487	0.024344	1.65	0.040168	255.058	-0.01369	0.017013	1.65	0.028071
663	10/28/2009	558.883	-0.02951	0.024004	1.570837	0.037706	243.666	-0.04569	0.017098	1.65	0.028212
664	10/29/2009	559.727	0.001509	0.023887	1.565506	0.037396	244.981	0.005382	0.017655	1.65	0.029131
665	10/30/2009	551.764	-0.01433	0.023887	1.563828	0.037356	252.881	0.031738	0.017635	1.65	0.029098
666	11/2/2009	550.309	-0.00264	0.023955	1.560186	0.037374	251.448	-0.00568	0.017874	1.65	0.029492
667	11/3/2009	538.41	-0.02186	0.023914	1.552769	0.037134	249.11	-0.00934	0.017802	1.65	0.029373
668	11/4/2009	538.02	-0.00072	0.023459	1.554051	0.036456	255.813	0.026552	0.017801	1.65	0.029372
669	11/5/2009	532.479	-0.01035	0.023417	1.5569	0.036458	257.075	0.004921	0.017956	1.65	0.029628
670	11/6/2009	533.446	0.001814	0.023106	1.548618	0.035783	260.677	0.013914	0.017761	1.65	0.029305
671	11/9/2009	551.592	0.033451	0.023106	1.548272	0.035775	261.967	0.004936	0.017687	1.65	0.029184
672	11/10/2009	542.015	-0.01751	0.023209	1.559892	0.036204	260.045	-0.00736	0.017487	1.65	0.028853
673	11/11/2009	544.26	0.004133	0.023298	1.555699	0.036244	258.223	-0.00703	0.017515	1.65	0.0289
674	11/12/2009	568.603	0.043755	0.023254	1.560372	0.036284	260.133	0.007369	0.017514	1.65	0.028898
675	11/13/2009	567.643	-0.00169	0.023504	1.568543	0.036867	259.528	-0.00233	0.017299	1.65	0.028543
676	11/16/2009	581.096	0.023423	0.023502	1.56465	0.036773	261.486	0.007516	0.017214	1.65	0.028404
677	11/17/2009	583.156	0.003539	0.022142	1.445853	0.032014	263.145	0.006324	0.016861	1.65	0.02782
678	11/18/2009	593.072	0.016861	0.021966	1.435519	0.031532	266.265	0.011787	0.016795	1.65	0.027712
679	11/19/2009	577.94	-0.02585	0.021876	1.431695	0.03132	264.273	-0.00751	0.016808	1.65	0.027733
680	11/20/2009	578.607	0.001153	0.022031	1.4366	0.031649	263.738	-0.00203	0.016569	1.65	0.027339
681	11/23/2009	576.57	-0.00353	0.021896	1.425984	0.031223	261.212	-0.00962	0.0162	1.65	0.02673
682	11/24/2009	578.675	0.003644	0.021901	1.421568	0.031134	262.211	0.003817	0.016133	1.65	0.026619
683	11/25/2009	568.692	-0.0174	0.021874	1.416947	0.030995	258.784	-0.01316	0.016097	1.65	0.02650
684	11/26/2009	555.661	-0.02318	0.021971	1.415094	0.031091	250.555	-0.03232	0.016174	1.65	0.026687

No	Date	JAKMIND Index					JAKBIND Index				
		PX_LAST	Return	Stdev	Alpha	VaR	PX_LAST	Return	Stdev	Alpha	VaR
685	11/30/2009	561.22	0.009955	0.022106	1.417566	0.031336	254.395	0.01521	0.016493	1.65	0.027213
686	12/1/2009	564.363	0.005585	0.022108	1.422653	0.031452	253.964	-0.0017	0.016483	1.65	0.027198
687	12/2/2009	562.928	-0.00255	0.022091	1.426427	0.031511	257.383	0.013373	0.016413	1.65	0.027081
688	12/3/2009	564.612	0.002987	0.022098	1.423886	0.031465	259.449	0.007995	0.016445	1.65	0.027135
689	12/4/2009	571.652	0.012392	0.022065	1.427057	0.031488	260.476	0.003951	0.016268	1.65	0.026842
690	12/7/2009	573.924	0.003967	0.022075	1.428214	0.031527	259.605	-0.00335	0.0161	1.65	0.026565
691	12/8/2009	580.47	0.011341	0.021024	1.4589	0.030672	261.586	0.007602	0.016076	1.65	0.026526
692	12/9/2009	570.865	-0.01669	0.020903	1.464503	0.030612	262.569	0.003751	0.016075	1.65	0.026523
693	12/10/2009	574.692	0.006681	0.020986	1.463371	0.03071	262.556	-5E-05	0.016044	1.65	0.026473
694	12/11/2009	587.644	0.022287	0.020989	1.464484	0.030738	264.474	0.007279	0.015997	1.65	0.026395
695	12/14/2009	585.009	-0.00449	0.020154	1.65	0.033254	265.587	0.0042	0.015859	1.65	0.026168
696	12/15/2009	586.53	0.002597	0.020092	1.492297	0.029983	265.274	-0.00118	0.015652	1.65	0.025826
697	12/16/2009	591.866	0.009056	0.020065	1.65	0.033108	269.327	0.015163	0.015456	1.65	0.025502
698	12/17/2009	598.875	0.011773	0.020071	1.65	0.033117	268.771	-0.00207	0.015494	1.65	0.025566
699	12/21/2009	582.015	-0.02856	0.019833	1.65	0.032724	258.932	-0.03729	0.015457	1.65	0.025505
700	12/22/2009	587.142	0.00877	0.019857	1.491545	0.029618	267.64	0.033077	0.01586	1.65	0.02617
701	12/23/2009	586.08	-0.00181	0.019866	1.493019	0.02966	269.991	0.008746	0.016067	1.65	0.02651
702	12/28/2009	591.166	0.008641	0.019799	1.495287	0.029605	271.371	0.005098	0.016069	1.65	0.026513
703	12/29/2009	589.642	-0.00258	0.019793	1.501148	0.029712	271.324	-0.00017	0.015841	1.65	0.026138
704	12/30/2009	601.469	0.019859	0.01978	1.495297	0.029577	273.932	0.009566	0.015828	1.65	0.026117
705	1/4/2010	611.996	0.017351	0.019651	1.494249	0.029363	276.235	0.008372	0.015732	1.65	0.025957
706	1/5/2010	614.132	0.003484	0.019431	1.493727	0.029025	279.496	0.011736	0.015701	1.65	0.025907
707	1/6/2010	610.382	-0.00612	0.019219	1.485813	0.028556	280.806	0.004676	0.015649	1.65	0.025822
708	1/7/2010	593.774	-0.02759	0.019159	1.475318	0.028266	281.631	0.002934	0.015631	1.79016	0.027982
709	1/8/2010	596.892	0.005237	0.019108	1.471615	0.028119	284.235	0.009204	0.015244	1.796052	0.027379
710	1/11/2010	605.455	0.014244	0.019108	1.471669	0.02812	288.46	0.014755	0.015135	1.794315	0.027158
711	1/12/2010	611.755	0.010352	0.018923	1.468737	0.027794	289.512	0.00364	0.015093	1.795977	0.027107
712	1/13/2010	607.071	-0.00769	0.018886	1.46608	0.027688	283.977	-0.0193	0.015059	1.80835	0.027232
713	1/14/2010	614.301	0.011839	0.018903	1.464443	0.027683	283.439	-0.0019	0.01514	1.80504	0.027329
714	1/15/2010	624.57	0.016578	0.018904	1.473098	0.027847	283.416	-8.1E-05	0.014977	1.804599	0.027027
715	1/18/2010	620.932	-0.00584	0.018961	1.478372	0.028031	280.872	-0.00902	0.014761	1.810386	0.026723
716	1/19/2010	627.15	0.009964	0.018739	1.471192	0.027569	285.123	0.015022	0.014787	1.815627	0.026847
717	1/20/2010	623.08	-0.00651	0.01852	1.470472	0.027233	284.641	-0.00169	0.014841	1.80549	0.026796
718	1/21/2010	616.168	-0.01116	0.018538	1.46849	0.027223	282.883	-0.0062	0.014486	1.809573	0.026214
719	1/22/2010	595.273	-0.0345	0.018585	1.465468	0.027235	282.077	-0.00285	0.014041	1.806343	0.025363
720	1/25/2010	589.372	-0.00996	0.018935	1.48129	0.028048	280.542	-0.00546	0.014046	1.84484	0.025912
721	1/26/2010	594.906	0.009346	0.018803	1.468328	0.027609	277.655	-0.01034	0.013984	1.839573	0.025724
722	1/27/2010	601.282	0.010661	0.01882	1.473022	0.027722	271.914	-0.02089	0.014036	1.83219	0.025717
723	1/28/2010	627.275	0.042321	0.018843	1.478286	0.027855	281.589	0.034963	0.014201	1.823681	0.025898
724	1/29/2010	626.53	-0.00119	0.019117	1.470859	0.028118	280.112	-0.00526	0.014494	1.819756	0.026376
725	2/1/2010	619.22	-0.01174	0.019117	1.46841	0.028071	275.873	-0.01525	0.014513	1.799733	0.026119
726	2/2/2010	624.604	0.008657	0.019163	1.46481	0.02807	277.438	0.005657	0.014615	1.79515	0.026237
727	2/3/2010	620.879	-0.00598	0.01913	1.461954	0.027968	276.597	-0.00304	0.014441	1.786293	0.025796
728	2/4/2010	618.324	-0.00412	0.018751	1.439916	0.026999	277.071	0.001712	0.01415	1.795922	0.025412
729	2/5/2010	601.159	-0.02815	0.018749	1.440097	0.027	270.233	-0.02499	0.013985	1.794611	0.025098
730	2/8/2010	589.828	-0.01903	0.018968	1.441729	0.027346	269.179	-0.00391	0.014235	1.796471	0.025573
731	2/9/2010	597.367	0.012701	0.019072	1.437775	0.027421	274.185	0.018426	0.014226	1.789502	0.025457
732	2/10/2010	597.253	-0.00019	0.01907	1.43764	0.027416	275.316	0.004116	0.014249	1.790704	0.025516
733	2/11/2010	597.84	0.000982	0.01906	1.433916	0.02733	275.576	0.000944	0.014234	1.789744	0.025475
734	2/12/2010	614.35	0.027242	0.018869	1.423278	0.026855	275.946	0.001342	0.014234	1.787697	0.025445
735	2/15/2010	608.66	-0.0093	0.019042	1.430488	0.027239	273.681	-0.00824	0.014153	1.786245	0.02528
736	2/16/2010	620.823	0.019786	0.01905	1.430198	0.027245	278.23	0.016485	0.014184	1.782622	0.025285
737	2/17/2010	629.861	0.014453	0.018167	1.47843	0.026859	280.984	0.00985	0.014263	1.77503	0.025317
738	2/18/2010	626.758	-0.00494	0.018065	1.485729	0.02684	277.445	-0.01268	0.014272	1.778775	0.025387
739	2/19/2010	627.063	0.000487	0.017992	1.486756	0.026749	274.933	-0.0091	0.014313	1.786437	0.025569
740	2/22/2010	632.647	0.008866	0.01795	1.490342	0.026752	276.609	0.006078	0.014254	1.774671	0.025297
741	2/23/2010	638.371	0.009007	0.017914	1.498193	0.026839	277.907	0.004682	0.014248	1.765459	0.025155
742	2/24/2010	636.272	-0.00329	0.01756	1.48526	0.026081	278.188	0.001011	0.013849	1.771944	0.024539
743	2/25/2010	627.409	-0.01403	0.016903	1.502515	0.025397	277.644	-0.00196	0.013698	1.765103	0.024179
744	3/1/2010	636.052	0.013682	0.016607	1.49693	0.024859	276.648	-0.00359	0.013703	1.764989	0.024186
745	3/2/2010	626.292	-0.01546	0.016657	1.504383	0.025058	277.549	0.003252	0.013692	1.762636	0.024133
746	3/3/2010	623.715	-0.00412	0.016574	1.500602	0.024871	276.183	-0.00493	0.013564	1.755598	0.023813
747	3/4/2010	621.105	-0.00419	0.016545	1.502157	0.024853	276.712	0.001914	0.013567	1.755397	0.023816
748	3/5/2010	632.34	0.017927	0.015345	1.65	0.02532	277.212	0.001805	0.01348	1.748439	0.023569
749	3/8/2010	664.273	0.049266	0.015443	1.65	0.025481	280.481	0.011723	0.013361	1.745307	0.02332
750	3/9/2010	682.926	0.027693	0.016061	1.65	0.026501	283.028	0.00904	0.013366	1.74371	0.023306
751	3/10/2010	679.257	-0.00539	0.01626	1.65	0.026829	288.502	0.019156	0.013389	1.754412	0.023491
752	3/11/2010	673.903	-0.00791	0.016274	1.65	0.026852	288.149	-0.00122	0.013354	1.757878	0.023475
753	3/12/2010	663.783	-0.01513	0.016301	1.65	0.026896	289.108	0.003323	0.013348	1.766297	0.023577
754	3/15/2010	660.224	-0.00538	0.01635	1.65	0.026977	286.914	-0.00762	0.012889	1.761784	0.022707
755	3/17/2010	692.456	0.047666	0.016338	1.65	0.026958	293.747	0.023536	0.012885	1.807988	0.023296
756	3/18/2010	682.197	-0.01493	0.016858	1.65	0.027815	291.692	-0.00702	0.013081	1.798116	0.023521
757	3/19/2010	680.715	-0.00217	0.016939	1.65	0.027949	293.487	0.006135	0.013101	1.789945	0.02345
758	3/22/2010	680.991	0.000405	0.016942	1.65	0.027954	290.887	-0.0089	0.013101	1.782375	0.02335
759	3/23/2010	689.253	0.012059	0.016823	1.65	0.027758	291.434	0.001879	0.012904	1.788849	0.023084
760	3/24/2010	702.103	0.018472	0.016487	1.65	0.027203	295.552	0.014031	0.01282	1.786331	0.022901

No	Date	JAKMIND Index					JAKBIND Index				
		PX_LAST	Return	Stdev	Alpha	VaR	PX_LAST	Return	Stdev	Alpha	VaR
761	3/25/2010	719.623	0.024647	0.016281	1.65	0.026864	296.017	0.001572	0.012844	1.795028	0.023056
762	3/26/2010	720.928	0.001812	0.016414	1.65	0.027084	296.798	0.002635	0.012833	1.794606	0.02303
763	3/29/2010	708.723	-0.01707	0.016399	1.65	0.027058	296.27	-0.00178	0.012743	1.7917	0.022832
764	3/30/2010	712.53	0.005357	0.016202	1.65	0.026733	294.272	-0.00677	0.011823	1.801008	0.021294
765	3/31/2010	702.309	-0.01445	0.016204	1.65	0.026737	292.337	-0.0066	0.01185	1.685773	0.019977
766	4/1/2010	741.267	0.053987	0.016205	1.65	0.026739	301.293	0.030176	0.011488	1.677889	0.019275
767	4/5/2010	772.423	0.041171	0.016997	1.486228	0.025262	304.753	0.011418	0.011818	1.704288	0.02014
768	4/6/2010	753.577	-0.0247	0.017234	1.484108	0.025577	304.659	-0.00031	0.011802	1.683638	0.01987
769	4/7/2010	756.674	0.004101	0.01746	1.490965	0.026032	307.513	0.009324	0.011541	1.694967	0.019561
770	4/8/2010	733.465	-0.03115	0.017405	1.495212	0.026024	303.616	-0.01275	0.011561	1.705972	0.019723
771	4/9/2010	728.595	-0.00666	0.017746	1.65	0.029281	303.756	0.000461	0.011586	1.70821	0.019792
772	4/12/2010	744.867	0.022088	0.017507	1.499521	0.026252	304.593	0.002752	0.011582	1.69701	0.019654
773	4/13/2010	733.801	-0.01497	0.017491	1.65	0.02886	308.548	0.012901	0.011548	1.693799	0.01956
774	4/14/2010	726.357	-0.0102	0.017585	1.65	0.029015	308.417	-0.00042	0.01157	1.700455	0.019674
775	4/15/2010	729.605	0.004462	0.017143	1.508137	0.025855	311.541	0.010078	0.011558	1.711152	0.019777
776	4/16/2010	724.007	-0.0077	0.017139	1.5111	0.025899	308.602	-0.00948	0.011581	1.705852	0.019755
777	4/19/2010	726.062	0.002834	0.017038	1.49881	0.025537	303.331	-0.01723	0.011621	1.71357	0.019914
778	4/20/2010	740.965	0.020318	0.017038	1.498443	0.02553	306.204	0.009427	0.011763	1.703277	0.020036
779	4/21/2010	757.411	0.021953	0.017071	1.499447	0.025597	311.355	0.016682	0.011745	1.696275	0.019922
780	4/22/2010	762.634	0.006872	0.016946	1.50266	0.025464	311.574	0.000703	0.011808	1.695837	0.020025
781	4/23/2010	767.213	0.005986	0.01695	1.505649	0.025521	312.028	0.001456	0.011803	1.705264	0.020127
782	4/26/2010	785.999	0.024191	0.016941	1.510111	0.025583	315.5	0.011066	0.011748	1.707256	0.020056
783	4/27/2010	775.275	-0.01374	0.017075	1.65	0.028174	313.988	-0.0048	0.011783	1.713643	0.020191
784	4/28/2010	768.338	-0.00899	0.017035	1.65	0.028107	307.899	-0.01958	0.011705	1.71699	0.020097
785	4/29/2010	783.179	0.019132	0.016872	1.510211	0.02548	313.158	0.016936	0.011393	1.718911	0.019584
786	4/30/2010	800.055	0.021319	0.016934	1.65	0.02794	315.456	0.007311	0.011415	1.674851	0.019118
787	5/3/2010	786.587	-0.01698	0.017028	1.65	0.028095	319.666	0.013257	0.01142	1.674026	0.019118
788	5/4/2010	771.867	-0.01889	0.01714	1.65	0.028281	317.683	-0.00622	0.011419	1.680433	0.019189
789	5/5/2010	738.383	-0.04435	0.017284	1.65	0.028518	303.389	-0.04604	0.011434	1.680439	0.019215
790	5/6/2010	715.231	-0.03186	0.017897	1.65	0.02953	300.54	-0.00943	0.012401	1.671091	0.020723
791	5/7/2010	689.76	-0.03626	0.018224	1.65	0.03007	292.636	-0.02665	0.01244	1.801303	0.022409
792	5/10/2010	727.189	0.052843	0.018601	1.65	0.030691	307.706	0.050215	0.012738	1.797466	0.022895
793	5/11/2010	726.424	-0.00105	0.019195	1.65	0.031673	301.687	-0.01975	0.013649	1.795766	0.024511
794	5/12/2010	726.766	0.000471	0.019194	1.65	0.03167	305.805	0.013558	0.013814	1.662348	0.022964
795	5/14/2010	728.396	0.00224	0.019088	1.65	0.031496	307.147	0.004379	0.013856	1.660303	0.023004
796	5/17/2010	714.618	-0.0191	0.019077	1.65	0.031477	301.027	-0.02013	0.013856	1.662383	0.023034
797	5/18/2010	709.129	-0.00771	0.019195	1.65	0.031672	303.224	0.007272	0.014021	1.66249	0.02331
798	5/19/2010	679.409	-0.04281	0.019206	1.65	0.03169	291.283	-0.04018	0.013964	1.660964	0.023194
799	5/20/2010	663.817	-0.02322	0.019689	1.65	0.032487	287.982	-0.0114	0.014561	1.658848	0.024154
800	5/21/2010	653.784	-0.01523	0.019615	1.65	0.032364	282.881	-0.01787	0.014099	1.701914	0.023996
801	5/24/2010	649.512	-0.00656	0.019669	1.65	0.032455	286.496	0.012698	0.013849	1.667468	0.023093
802	5/25/2010	619.1	-0.04795	0.019682	1.65	0.032476	272.028	-0.05182	0.013878	1.680023	0.023316
803	5/26/2010	679.4	0.092943	0.020266	1.65	0.033439	299.498	0.096203	0.014827	1.680945	0.024923
804	5/27/2010	700.458	0.030524	0.022273	1.417146	0.031564	289.06	-0.03547	0.017673	1.770966	0.031298
805	5/31/2010	724.869	0.034257	0.022388	1.420046	0.031791	295.662	0.022583	0.018022	1.298919	0.02341
806	6/1/2010	718.009	-0.00951	0.022571	1.424217	0.032146	291.147	-0.01539	0.01814	1.32177	0.023977
807	6/2/2010	715.311	-0.00376	0.022598	1.420404	0.032099	290.229	-0.00316	0.018176	1.32992	0.024173
808	6/3/2010	742.33	0.037076	0.022591	1.421022	0.032103	296.834	0.022503	0.018175	1.321557	0.024019
809	6/4/2010	755.528	0.017623	0.022673	1.4308	0.032441	299.331	0.008377	0.018308	1.317794	0.024126
810	6/7/2010	736.666	-0.02528	0.022724	1.436073	0.032633	290.695	-0.02928	0.018304	1.329075	0.024327
811	6/8/2010	728.226	-0.01152	0.022858	1.430421	0.032697	292.577	0.006453	0.018487	1.328566	0.024561
812	6/9/2010	728.237	1.51E-05	0.022882	1.423563	0.032573	294.289	0.005834	0.018494	1.330913	0.024614
813	6/10/2010	724.015	-0.00581	0.022863	1.425708	0.032595	294.716	0.00145	0.018398	1.332525	0.024516
814	6/11/2010	732.723	0.011956	0.022853	1.419081	0.03243	300.756	0.020287	0.018397	1.335854	0.024576
815	6/14/2010	752.92	0.027191	0.022827	1.41709	0.032347	304.055	0.010909	0.018504	1.337366	0.024747
816	6/15/2010	774.161	0.027821	0.022957	1.429339	0.032813	303.54	-0.0017	0.018507	1.348672	0.02496
817	6/16/2010	782.677	0.01094	0.023089	1.435815	0.033151	307.27	0.012213	0.018453	1.357213	0.025044
818	6/17/2010	785.898	0.004107	0.023089	1.442047	0.033295	311.783	0.014581	0.018488	1.348117	0.024923
819	6/18/2010	816.493	0.038191	0.02305	1.446135	0.033333	317.235	0.017335	0.018525	1.355602	0.025113
820	6/21/2010	812.952	-0.00435	0.023019	1.44971	0.033371	320.326	0.009696	0.018593	1.36574	0.025393
821	6/22/2010	813.171	0.000269	0.022994	1.450717	0.033358	315.823	-0.01416	0.0186	1.376224	0.025598
822	6/23/2010	801.409	-0.01457	0.022987	1.447191	0.033267	311.864	-0.01261	0.018628	1.38318	0.025766
823	6/24/2010	806.403	0.006689	0.023042	1.440579	0.033194	309.138	-0.00878	0.018547	1.383307	0.025656
824	6/25/2010	812.137	0.004608	0.022704	1.433483	0.032545	313.167	0.012949	0.01826	1.379774	0.025195
825	6/28/2010	808.094	-0.00499	0.022701	1.435616	0.03259	315.09	0.006122	0.018289	1.374353	0.025135
826	6/29/2010	796.444	-0.01452	0.022668	1.436626	0.032566	308.57	-0.02091	0.01822	1.379333	0.025132
827	6/30/2010	809.199	0.015888	0.022725	1.430698	0.032512	312.02	0.011119	0.01835	1.382403	0.025367
828	7/1/2010	796.57	-0.01573	0.022748	1.438947	0.032734	310.655	-0.00438	0.018372	1.385507	0.025455
829	7/2/2010	779.95	-0.02109	0.022813	1.437774	0.0328	314.358	0.011849	0.018381	1.38508	0.025459
830	7/5/2010	786.311	0.008123	0.022727	1.434166	0.032595	315.542	0.003759	0.01822	1.390621	0.025337
831	7/6/2010	789.067	0.003499	0.022628	1.439117	0.032565	319.348	0.01199	0.018213	1.386981	0.025261
832	7/7/2010	780.407	-0.01104	0.022607	1.435226	0.032446	316.665	-0.00844	0.018164	1.394808	0.025336
833	7/8/2010	791.313	0.013878	0.022647	1.432883	0.032451	320.588	0.012312	0.01819	1.382663	0.02515
834	7/9/2010	797.823	0.008193	0.022674	1.438227	0.032611	322.953	0.00735	0.018222	1.387304	0.02528
835	7/12/2010	797.127	-0.00087	0.022546	1.430966	0.032263	323.794	0.002601	0.018232	1.390646	0.025354
836	7/13/2010	812.336	0.0189	0.022517	1.432931	0.032265	321.284	-0.00778	0.018205	1.391253	0.025328

No	Date	JAKMIND Index					JAKBIND Index				
		PX_LAST	Return	Stdev	Alpha	VaR	PX_LAST	Return	Stdev	Alpha	VaR
837	7/14/2010	831.16	0.022908	0.02251	1.432587	0.032248	322.951	0.005175	0.018167	1.391302	0.025276
838	7/15/2010	837.555	0.007665	0.022571	1.435888	0.032409	329.406	0.01979	0.018151	1.38497	0.025139
839	7/16/2010	836.602	-0.00114	0.022563	1.440341	0.032498	329.898	0.001492	0.018188	1.390236	0.025285
840	7/19/2010	830.261	-0.00761	0.022565	1.439796	0.032489	327.881	-0.00613	0.018155	1.393024	0.02529
841	7/20/2010	838.039	0.009325	0.022581	1.434274	0.032387	327.248	-0.00193	0.018167	1.393375	0.025313
842	7/21/2010	839.809	0.00211	0.022582	1.434412	0.032392	327.554	0.000935	0.018168	1.389568	0.025246
843	7/22/2010	838.485	-0.00158	0.022574	1.436197	0.03242	328.339	0.002394	0.018168	1.387697	0.025212
844	7/23/2010	843.625	0.006111	0.022514	1.438098	0.032378	331.185	0.008631	0.018165	1.388355	0.025219
845	7/26/2010	838.267	-0.00637	0.022491	1.434821	0.03227	327.798	-0.01028	0.01817	1.393614	0.025322
846	7/27/2010	848.431	0.012052	0.022434	1.435325	0.0322	329.925	0.006468	0.018209	1.392615	0.025358
847	7/28/2010	861.427	0.015202	0.022441	1.441479	0.032349	333.233	0.009977	0.018203	1.394331	0.025381
848	7/29/2010	889.059	0.031573	0.022462	1.448962	0.032546	339.807	0.019536	0.018222	1.401231	0.025533
849	7/30/2010	858.563	-0.0349	0.022593	1.452734	0.032821	340.131	0.000953	0.018307	1.410448	0.025821
850	8/2/2010	849.289	-0.01086	0.022434	1.455442	0.032652	338.029	-0.0062	0.018281	1.41006	0.025778
851	8/3/2010	811.418	-0.04562	0.022329	1.442521	0.03221	328.965	-0.02718	0.018285	1.401989	0.025635
852	8/4/2010	797.793	-0.01693	0.022824	1.467121	0.033485	326.441	-0.0077	0.018427	1.405367	0.025896
853	8/5/2010	833.849	0.044203	0.02288	1.466431	0.033552	331.124	0.014244	0.018447	1.393134	0.025699
854	8/6/2010	835.47	0.001942	0.023207	1.477175	0.03428	328.958	-0.00656	0.018492	1.40119	0.02591
855	8/9/2010	839.12	0.004359	0.023194	1.479514	0.034315	329.514	0.001689	0.018487	1.397479	0.025835
856	8/10/2010	819.728	-0.02338	0.022739	1.475651	0.033555	328.022	-0.00454	0.018351	1.400573	0.025702
857	8/11/2010	809.57	-0.01247	0.022818	1.477046	0.033703	327.946	-0.00023	0.018341	1.387309	0.025445
858	8/12/2010	821.382	0.014485	0.022859	1.474786	0.033713	328.15	0.000622	0.018335	1.389462	0.025476
859	8/13/2010	835.944	0.017573	0.022894	1.480409	0.033893	331.13	0.00904	0.018307	1.386631	0.025385
860	8/16/2010	837.092	0.001372	0.022926	1.482506	0.033988	331.672	0.001635	0.018324	1.39386	0.025541
861	8/18/2010	837.338	0.000294	0.022865	1.475794	0.033744	339.65	0.023769	0.018279	1.393743	0.025476
862	8/19/2010	845.57	0.009783	0.022748	1.466798	0.033367	346.566	0.020158	0.018418	1.397926	0.025747
863	8/20/2010	847.038	0.001735	0.022763	1.470052	0.033463	353.031	0.018483	0.018513	1.407493	0.026057
864	8/23/2010	862.501	0.018091	0.022685	1.473736	0.033431	348.837	-0.01195	0.018587	1.415707	0.026314
865	8/24/2010	853.03	-0.01104	0.022741	1.478817	0.033629	344.379	-0.01286	0.018618	1.413965	0.026326
866	8/25/2010	848.516	-0.00531	0.022718	1.479064	0.033602	352.004	0.0219	0.018657	1.41372	0.026376
867	8/26/2010	845.921	-0.00306	0.022112	1.479497	0.032715	361.596	0.026885	0.018547	1.426365	0.026455
868	8/27/2010	832.065	-0.01652	0.021747	1.47107	0.031991	356.437	-0.01437	0.018694	1.426259	0.026663
869	8/30/2010	836.282	0.005055	0.021665	1.469	0.031826	354.649	-0.00503	0.018762	1.418295	0.02661
870	8/31/2010	833.288	-0.00359	0.021666	1.469411	0.031837	352.013	-0.00746	0.018757	1.416656	0.026572
871	9/1/2010	864.898	0.037232	0.021427	1.464613	0.031383	359.742	0.021719	0.018724	1.409648	0.026395
872	9/2/2010	878.646	0.015771	0.021711	1.475901	0.032043	362.039	0.006365	0.018833	1.422632	0.026792
873	9/3/2010	882.453	0.004323	0.02166	1.473779	0.031922	367.546	0.015097	0.018838	1.425491	0.026854
874	9/6/2010	925.145	0.047245	0.021596	1.478614	0.031932	368.484	0.002549	0.018853	1.431814	0.026994
875	9/7/2010	947.449	0.023823	0.022032	1.485184	0.032722	368.098	-0.00105	0.018852	1.426493	0.026892
876	9/15/2010	1005.915	0.05988	0.022135	1.492412	0.033035	380.948	0.034314	0.018835	1.426243	0.026863
877	9/16/2010	966.234	-0.04025	0.022838	1.485911	0.033935	380.506	-0.00116	0.019081	1.432208	0.027328
878	9/17/2010	963.79	-0.00253	0.023249	1.497562	0.034817	393.965	0.03476	0.018984	1.434201	0.027226
879	9/20/2010	966.66	0.002973	0.023188	1.489104	0.034529	396.784	0.00713	0.019247	1.446185	0.027835
880	9/21/2010	979.235	0.012925	0.023106	1.481974	0.034242	394.945	-0.00465	0.0192	1.445023	0.027745
881	9/22/2010	976.04	-0.00327	0.023125	1.484416	0.034327	390.513	-0.01129	0.019212	1.435445	0.027578
882	9/23/2010	974.15	-0.00194	0.02313	1.481103	0.034257	384.413	-0.01574	0.019261	1.432759	0.027596
883	9/24/2010	990.656	0.016802	0.023028	1.471531	0.033887	390.255	0.015083	0.019323	1.430341	0.027639
884	9/27/2010	1023.629	0.032742	0.023018	1.481067	0.034091	398.849	0.021783	0.019355	1.432338	0.027723
885	9/28/2010	1005.401	-0.01797	0.023186	1.493449	0.034628	399.487	0.001598	0.019327	1.443932	0.027907
886	9/29/2010	995.196	-0.0102	0.02322	1.48341	0.034445	404.675	0.012903	0.019273	1.444873	0.027847
887	9/30/2010	1002.704	0.007516	0.023176	1.472723	0.034132	404.678	7.41E-06	0.019295	1.442972	0.027843
888	10/1/2010	1049.135	0.045266	0.023101	1.478465	0.034154	409.08	0.010819	0.019266	1.439608	0.027736
889	10/4/2010	1054.544	0.005142	0.023392	1.488428	0.034817	411.424	0.005714	0.019265	1.438381	0.02771
890	10/5/2010	1039.403	-0.01446	0.022897	1.470543	0.033671	408.652	-0.00676	0.018632	1.44286	0.026883
891	10/6/2010	1038.73	-0.00065	0.02269	1.462604	0.033187	402.8	-0.01442	0.018616	1.38754	0.02583
892	10/7/2010	1030.356	-0.00809	0.022333	1.450541	0.032394	400.437	-0.00588	0.018458	1.388483	0.025628
893	10/8/2010	1007.69	-0.02224	0.021814	1.444832	0.031518	396.819	-0.00908	0.017857	1.376793	0.024586
894	10/11/2010	998.877	-0.00878	0.021961	1.445231	0.031739	391.073	-0.01459	0.017753	1.374595	0.024404
895	10/12/2010	1012.314	0.013362	0.021993	1.442939	0.031734	388.777	-0.00589	0.017803	1.37119	0.024412

No	Date	JAKTRAD Index					JAKPROP Index				
		PX_LAST	Return	Stdev	Alpha	VaR	PX_LAST	Return	Stdev	Alpha	VaR
1	2/2/2007	294.249					130.728				
2	2/5/2007	290.026	-0.01446				130.129	-0.00459			
3	2/6/2007	288.86	-0.00403				130.235	0.000814			
4	2/7/2007	291.194	0.008048				132.807	0.019556			
5	2/8/2007	288.302	-0.00998				135.18	0.01771			
6	2/9/2007	288.954	0.002259				136.569	0.010223			
7	2/12/2007	284.916	-0.01407				134.531	-0.01504			
8	2/13/2007	284.882	-0.00012				135.108	0.00428			
9	2/14/2007	287.569	0.009388				134.275	-0.00618			
10	2/15/2007	290.859	0.011376				135.961	0.012478			
11	2/16/2007	291.561	0.002411				134.657	-0.00964			
12	2/19/2007	293.105	0.005282				136.2	0.011394			
13	2/20/2007	300.974	0.026493				136.496	0.002171			
14	2/21/2007	304.987	0.013245				137.793	0.009457			
15	2/22/2007	301.74	-0.0107				137.102	-0.00503			
16	2/23/2007	302.324	0.001934				137.22	0.00086			
17	2/26/2007	302.639	0.001041				138.709	0.010793			
18	2/27/2007	298.959	-0.01223				136.389	-0.01687			
19	2/28/2007	292.726	-0.02107				136.185	-0.0015			
20	3/1/2007	292.776	0.000171				136.707	0.003826			
21	3/2/2007	292.106	-0.00229				135.992	-0.00524			
22	3/5/2007	284.322	-0.02701				130.435	-0.04172			
23	3/6/2007	289.998	0.019767				132.551	0.016092			
24	3/7/2007	291.297	0.004469				134.043	0.011193			
25	3/8/2007	297.984	0.022696				137.063	0.02228			
26	3/9/2007	296.853	-0.0038				136.19	-0.00639			
27	3/12/2007	300.187	0.011169				136.807	0.00452			
28	3/13/2007	299.963	-0.00075				138.031	0.008907			
29	3/14/2007	295.108	-0.01632				136.327	-0.01242			
30	3/15/2007	295.973	0.002927				137.138	0.005931			
31	3/16/2007	296.024	0.000172				138.836	0.012306			
32	3/20/2007	294.94	-0.00367				139.1	0.0019			
33	3/21/2007	297.984	0.010268				141.584	0.0177			
34	3/22/2007	299.665	0.005625				142.573	0.006961			
35	3/23/2007	298.248	-0.00474				143.326	0.005268			
36	3/26/2007	299.072	0.002759				142.397	-0.0065			
37	3/27/2007	301.114	0.006805				142.863	0.003267			
38	3/28/2007	299.27	-0.00614				142.539	-0.00227			
39	3/29/2007	304.32	0.016734				144.027	0.010385			
40	3/30/2007	304.258	-0.0002				143.243	-0.00546			
41	4/2/2007	308.283	0.013142				145.077	0.012722			
42	4/3/2007	314.789	0.020884				147.99	0.01988			
43	4/4/2007	313.654	-0.00361				148.995	0.006768			
44	4/5/2007	312.566	-0.00347				148.202	-0.00534			
45	4/9/2007	313.864	0.004144				149.193	0.006665			
46	4/10/2007	312.217	-0.00526				149.839	0.004321			
47	4/11/2007	313.081	0.002763				150.279	0.002932			
48	4/12/2007	314.456	0.004382				153.095	0.018565			
49	4/13/2007	316.727	0.007196				153.298	0.001325			
50	4/16/2007	318.785	0.006477				154.221	0.006003			
51	4/17/2007	325.509	0.020873				155.392	0.007564			
52	4/18/2007	324.609	-0.00277				160.749	0.033893			
53	4/19/2007	319.964	-0.01441				157.654	-0.01944			
54	4/20/2007	323.032	0.009543				162.991	0.033292			
55	4/23/2007	325.04	0.006197				162.508	-0.00297			
56	4/24/2007	332.263	0.021979				162.473	-0.00022			
57	4/25/2007	331.04	-0.00369				164.284	0.011085			
58	4/26/2007	331.911	0.002628				167.653	0.0203			
59	4/27/2007	337.733	0.017389				168.039	0.0023			
60	4/30/2007	340.832	0.009134				168.687	0.003849			
61	5/1/2007	340.602	-0.00068				167.797	-0.00529			
62	5/2/2007	339.324	-0.00376				167.583	-0.00128			
63	5/3/2007	341.96	0.007738				174.683	0.041494			
64	5/4/2007	340.785	-0.00344				178.21	0.01999			
65	5/7/2007	344.495	0.010828				180.865	0.014788			
66	5/8/2007	344.701	0.000598				179.564	-0.00722			
67	5/9/2007	348.476	0.010892				178.588	-0.00545			
68	5/10/2007	352.971	0.012817				180.815	0.012393			
69	5/11/2007	355.846	0.008112				179.172	-0.00913			
70	5/14/2007	359.755	0.010925				183.03	0.021304			
71	5/15/2007	354.166	-0.01566				182.244	-0.0043			
72	5/16/2007	353.398	-0.00217				183.984	0.009502			
73	5/21/2007	352.197	-0.0034				186.537	0.013781			
74	5/22/2007	358.772	0.018496				190.999	0.023639			
75	5/23/2007	358.878	0.000295				195.087	0.021177			
76	5/24/2007	359.575	0.00194				194.741	-0.00178			

No	Date	JAKTRAD Index					JAKPROP Index				
		PX_LAST	Return	Stdev	Alpha	VaR	PX_LAST	Return	Stdev	Alpha	VaR
77	5/25/2007	361.119	0.004285				194.325	-0.00214			
78	5/28/2007	364.881	0.010364				195.844	0.007786			
79	5/29/2007	366.173	0.003535				199.696	0.019478			
80	5/30/2007	368.53	0.006416				201.817	0.010565			
81	5/31/2007	374.682	0.016556				201.037	-0.00387			
82	6/4/2007	379.862	0.01373				203.488	0.012118			
83	6/5/2007	370.469	-0.02504				202.096	-0.00686			
84	6/6/2007	370.692	0.000602				205.087	0.014691			
85	6/7/2007	366.727	-0.01075				204.448	-0.00312			
86	6/8/2007	363.944	-0.00762				198.559	-0.02923			
87	6/11/2007	366.838	0.00792				201.368	0.014048			
88	6/12/2007	368.041	0.003274				201.292	-0.00038			
89	6/13/2007	365.822	-0.00605				199.597	-0.00846			
90	6/14/2007	376.073	0.027636				200.773	0.005875			
91	6/15/2007	388.634	0.032855				203.085	0.01145			
92	6/18/2007	386.449	-0.00564				206.18	0.015125			
93	6/19/2007	392.712	0.016077				207.89	0.00826			
94	6/20/2007	392.719	1.78E-05				214.103	0.029448			
95	6/21/2007	392.029	-0.00176				213.843	-0.00122			
96	6/22/2007	390.185	-0.00471				211.886	-0.00919			
97	6/25/2007	388.838	-0.00346				211.263	-0.00294			
98	6/26/2007	386.006	-0.00731				212.888	0.007662			
99	6/27/2007	376.961	-0.02371				209.836	-0.01444			
100	6/28/2007	376.059	-0.0024				209.21	-0.00299			
101	6/29/2007	387.38	0.02966				211.718	0.011917			
102	7/2/2007	390.806	0.008805	0.011578	1.65	0.019104	215.083	0.015769	0.012778	1.717759	0.02195
103	7/3/2007	389.462	-0.00344	0.011462	1.65	0.018913	217.016	0.008947	0.012789	1.728381	0.022105
104	7/4/2007	389.501	0.0001	0.011459	1.65	0.018907	218.399	0.006353	0.012788	1.733719	0.022171
105	7/5/2007	398.147	0.021955	0.011451	1.65	0.018894	222.81	0.019996	0.012705	1.730656	0.021988
106	7/6/2007	396.839	-0.00329	0.011533	1.65	0.019029	225.318	0.011193	0.01273	1.729863	0.022022
107	7/9/2007	400.58	0.009383	0.011551	1.65	0.019059	228.201	0.012714	0.012735	1.730306	0.022035
108	7/10/2007	399.687	-0.00223	0.011435	1.65	0.018867	229.748	0.006756	0.012595	1.739668	0.021911
109	7/11/2007	398.444	-0.00311	0.011443	1.65	0.018881	230.243	0.002152	0.012596	1.741354	0.021933
110	7/12/2007	400.794	0.005881	0.011445	1.65	0.018885	233.84	0.015502	0.012546	1.745994	0.021906
111	7/13/2007	401.093	0.000746	0.011419	1.65	0.018842	235.152	0.005595	0.012567	1.746604	0.02195
112	7/16/2007	400.432	-0.00165	0.011421	1.65	0.018845	232.829	-0.00993	0.012475	1.754209	0.021883
113	7/17/2007	403.862	0.008529	0.01143	1.65	0.018859	234.748	0.008208	0.012556	1.743268	0.021889
114	7/18/2007	402.78	-0.00268	0.011197	1.65	0.018476	235.266	0.002204	0.012555	1.747371	0.021939
115	7/19/2007	405.547	0.006846	0.011163	1.65	0.018418	237.932	0.011268	0.012553	1.742576	0.021874
116	7/20/2007	405.599	0.000128	0.011086	1.65	0.018292	242.043	0.01713	0.012522	1.752549	0.021946
117	7/23/2007	410.016	0.010831	0.011089	1.65	0.018297	245.562	0.014434	0.012567	1.760218	0.02212
118	7/24/2007	410.375	0.000875	0.011116	1.65	0.018341	253.604	0.032225	0.012587	1.761406	0.022171
119	7/25/2007	407.705	-0.00653	0.01101	1.65	0.018167	255.486	0.007394	0.012655	1.749869	0.022144
120	7/26/2007	405.724	-0.00487	0.010781	1.65	0.017788	250.718	-0.01884	0.012631	1.755856	0.022179
121	7/27/2007	400.511	-0.01293	0.010807	1.65	0.017832	247.207	-0.0141	0.012877	1.756318	0.022616
122	7/30/2007	400.04	-0.00118	0.010914	1.65	0.018009	246.847	-0.00146	0.012986	1.756761	0.022813
123	7/31/2007	398.736	-0.00326	0.010491	1.65	0.01731	247.47	0.002521	0.012085	1.65	0.01994
124	8/1/2007	383.509	-0.03894	0.01038	1.65	0.017128	233.888	-0.05645	0.012051	1.65	0.019884
125	8/2/2007	380.481	-0.00793	0.011201	1.70771	0.019128	236.93	0.012922	0.013572	1.876341	0.025466
126	8/3/2007	381.064	0.001531	0.011068	1.705534	0.018877	236.159	-0.00326	0.013488	1.879683	0.025353
127	8/6/2007	366.338	-0.03941	0.011051	1.709452	0.01889	229.436	-0.02888	0.013464	1.881738	0.025335
128	8/7/2007	365.891	-0.00122	0.011783	1.794151	0.02114	227.609	-0.00799	0.013896	1.884138	0.026181
129	8/8/2007	380.844	0.040054	0.011784	1.793781	0.021138	237.04	0.0406	0.013952	1.87331	0.026137
130	8/9/2007	377.408	-0.00906	0.012239	1.720786	0.021061	235.967	-0.00454	0.014287	1.839753	0.026285
131	8/10/2007	371.723	-0.01518	0.012294	1.713857	0.02107	231.446	-0.01935	0.014322	1.833038	0.026254
132	8/13/2007	371.12	-0.00162	0.012418	1.70956	0.021229	231.469	9.94E-05	0.014517	1.821682	0.026446
133	8/14/2007	354.711	-0.04522	0.01241	1.710875	0.021231	227.636	-0.0167	0.014522	1.820515	0.026438
134	8/15/2007	329.377	-0.0741	0.013261	1.798382	0.023848	217.958	-0.04345	0.014628	1.807999	0.026447
135	8/16/2007	307.085	-0.07008	0.01527	2.059122	0.031442	202.385	-0.07413	0.015399	1.846438	0.028433
136	8/20/2007	322.382	0.048613	0.016833	2.14056	0.036033	211.088	0.042103	0.017278	2.021289	0.034924
137	8/21/2007	313.159	-0.02903	0.017512	2.047153	0.03585	208.44	-0.01262	0.017674	1.989675	0.035166
138	8/22/2007	323.17	0.031467	0.017752	2.027672	0.035995	216.3	0.037015	0.017752	1.979871	0.035146
139	8/23/2007	337.357	0.042983	0.018008	2.014716	0.036282	220.548	0.019449	0.018049	1.964385	0.035454
140	8/24/2007	340.404	0.008991	0.018429	1.969526	0.036297	223.237	0.012119	0.018103	1.964269	0.035559
141	8/27/2007	346.584	0.017992	0.018446	1.972738	0.036389	223.355	0.000528	0.018093	1.972509	0.035688
142	8/28/2007	346.774	0.000548	0.018484	1.971595	0.036444	220.812	-0.01145	0.018078	1.967801	0.035573
143	8/29/2007	343.658	-0.00903	0.018377	1.971292	0.036226	219.991	-0.00373	0.018077	1.956643	0.035369
144	8/30/2007	345.767	0.006118	0.018398	1.968037	0.036209	221.786	0.008126	0.018091	1.951137	0.035298
145	8/31/2007	352.401	0.019005	0.0184	1.972346	0.036292	225.648	0.017263	0.018071	1.958126	0.035386
146	9/3/2007	357.938	0.01559	0.018486	1.972184	0.036457	225.913	0.001174	0.018118	1.959691	0.035506
147	9/4/2007	355.743	-0.00615	0.01853	1.978116	0.036655	226.51	0.002639	0.01812	1.958077	0.035481
148	9/5/2007	353.654	-0.00589	0.018545	1.973373	0.036596	225.736	-0.00342	0.018121	1.957927	0.035479
149	9/6/2007	357.649	0.011233	0.018556	1.968185	0.036521	228.226	0.01097	0.018077	1.95135	0.035274
150	9/7/2007	357.513	-0.00038	0.018574	1.968798	0.036568	229.161	0.004088	0.018089	1.955185	0.035367
151	9/10/2007	353.965	-0.00997	0.018567	1.966029	0.036502	229.03	-0.00057	0.018088	1.954331	0.035349
152	9/11/2007	354.547	0.001643	0.018492	1.959619	0.036236	228.986	-0.00019	0.018089	1.95041	0.035282

No	Date	JAKTRAD Index					JAKPROP Index				
		PX_LAST	Return	Stdev	Alpha	VaR	PX_LAST	Return	Stdev	Alpha	VaR
153	9/12/2007	355.109	0.001584	0.018488	1.961834	0.036271	229.32	0.001458	0.017838	1.960693	0.034974
154	9/13/2007	355.02	-0.00025	0.018424	1.970974	0.036312	228.576	-0.00325	0.017687	1.972515	0.034889
155	9/14/2007	356.368	0.00379	0.018404	1.967683	0.036213	227.473	-0.00484	0.017447	1.982259	0.034584
156	9/17/2007	354.043	-0.00655	0.018399	1.966886	0.036188	228.625	0.005052	0.017455	1.981047	0.034578
157	9/18/2007	354.333	0.000819	0.01829	1.963731	0.035916	230.637	0.008762	0.017452	1.9838	0.034621
158	9/19/2007	358.946	0.012935	0.018284	1.966094	0.035949	237.402	0.02891	0.017443	1.983315	0.034595
159	9/20/2007	356.685	-0.00632	0.018324	1.968024	0.036063	233.379	-0.01709	0.017548	1.975246	0.034662
160	9/21/2007	360.896	0.011737	0.018261	1.962491	0.035837	235.217	0.007845	0.017668	1.963768	0.034696
161	9/24/2007	366.676	0.015889	0.018275	1.962629	0.035867	237.376	0.009137	0.017674	1.965366	0.034735
162	9/25/2007	363.972	-0.0074	0.018338	1.96551	0.036044	236.199	-0.00497	0.017662	1.972646	0.03484
163	9/26/2007	372.438	0.022994	0.018351	1.963352	0.03603	238.618	0.010189	0.017676	1.970338	0.034827
164	9/27/2007	372.201	-0.00064	0.018473	1.959368	0.036196	243.342	0.019604	0.017267	2.008958	0.034689
165	9/28/2007	368.909	-0.00888	0.018469	1.960872	0.036215	242.834	-0.00209	0.017263	2.009182	0.034685
166	10/1/2007	371.036	0.005749	0.018467	1.952621	0.036059	243.859	0.004212	0.017231	2.003745	0.034526
167	10/2/2007	383.304	0.032529	0.018474	1.954634	0.036109	245.184	0.005419	0.0172	2.010763	0.034586
168	10/3/2007	384.343	0.002707	0.018719	1.939009	0.036296	243.717	-0.006	0.01718	2.017138	0.034655
169	10/4/2007	386.196	0.00481	0.018681	1.936811	0.036182	245.586	0.007639	0.017179	2.008846	0.03451
170	10/5/2007	385.363	-0.00216	0.018671	1.935886	0.036146	246.457	0.00354	0.017141	2.018596	0.034602
171	10/8/2007	386.662	0.003365	0.018646	1.931473	0.036014	246.933	0.00193	0.017043	2.019505	0.034419
172	10/9/2007	388.136	0.003805	0.018574	1.941608	0.036064	249.467	0.01021	0.017028	2.023456	0.034455
173	10/10/2007	394.881	0.017229	0.018574	1.944382	0.036115	249.92	0.001814	0.017031	2.023569	0.034462
174	10/11/2007	401.287	0.016092	0.01864	1.948876	0.036326	251.608	0.006731	0.016996	2.02047	0.034341
175	10/17/2007	405.615	0.010728	0.018619	1.949626	0.036299	252.842	0.004892	0.016872	2.025417	0.034172
176	10/18/2007	406.317	0.001729	0.018643	1.952888	0.036408	249.98	-0.01138	0.016771	2.027713	0.034006
177	10/19/2007	398.772	-0.01874	0.018643	1.952794	0.036406	245.379	-0.01858	0.016823	2.020849	0.033997
178	10/22/2007	382.886	-0.04065	0.018747	1.940696	0.036382	239.046	-0.02615	0.016949	2.009813	0.034064
179	10/23/2007	391.615	0.022542	0.019178	1.928657	0.036988	245.066	0.024872	0.017177	1.991957	0.034215
180	10/24/2007	392.916	0.003317	0.019303	1.927492	0.037206	242.607	-0.01008	0.017241	1.987112	0.034259
181	10/25/2007	404.086	0.028032	0.019296	1.926465	0.037173	245.939	0.013641	0.017261	1.976913	0.034124
182	10/26/2007	403.023	-0.00263	0.019425	1.919526	0.037287	246.085	0.000593	0.017291	1.982935	0.034288
183	10/29/2007	402.286	-0.00183	0.019384	1.914844	0.037117	247.496	0.005717	0.017262	1.979459	0.034169
184	10/30/2007	406.652	0.010795	0.019212	1.925556	0.036993	246.13	-0.00553	0.017243	1.986433	0.034252
185	10/31/2007	403.062	-0.00887	0.019238	1.928627	0.037102	247.309	0.004779	0.017212	1.979517	0.034071
186	11/1/2007	405.2	0.00529	0.019227	1.929672	0.037102	247.001	-0.00125	0.017207	1.983683	0.034133
187	11/2/2007	404.051	-0.00284	0.019212	1.93584	0.037192	242.59	-0.01802	0.016921	1.997089	0.033792
188	11/5/2007	399.277	-0.01189	0.019204	1.931531	0.037092	236.743	-0.0244	0.016997	1.981972	0.033688
189	11/6/2007	403.683	0.010975	0.019245	1.923773	0.037023	237.369	0.002641	0.017198	1.968774	0.033858
190	11/7/2007	404.108	0.001052	0.019259	1.930269	0.037175	231.251	-0.02611	0.017168	1.975448	0.033914
191	11/8/2007	397.132	-0.01741	0.01907	1.934575	0.036892	228.001	-0.01415	0.017386	1.959409	0.034067
192	11/9/2007	393.206	-0.00994	0.018876	1.937353	0.036569	230.191	0.009559	0.017426	1.947242	0.033932
193	11/12/2007	384.879	-0.0214	0.018894	1.934913	0.036559	227.368	-0.01234	0.017389	1.947514	0.033866
194	11/13/2007	388.095	0.008321	0.018947	1.921431	0.036406	227.55	0.0008	0.017426	1.936964	0.033753
195	11/14/2007	392.637	0.011635	0.018966	1.924134	0.036494	232.996	0.023651	0.017185	1.948107	0.033479
196	11/15/2007	392.452	-0.00047	0.019002	1.928008	0.036636	232.698	-0.00128	0.017338	1.945878	0.033738
197	11/16/2007	388.223	-0.01083	0.018996	1.930157	0.036665	230.166	-0.01094	0.01731	1.950724	0.033766
198	11/19/2007	386.105	-0.00547	0.019024	1.92609	0.036642	225.552	-0.02025	0.017346	1.94574	0.033751
199	11/20/2007	384.39	-0.00445	0.019018	1.927103	0.036649	225.48	-0.00032	0.01746	1.931488	0.033723
200	11/21/2007	382.367	-0.00528	0.018872	1.936657	0.036549	219.869	-0.0252	0.017394	1.939842	0.033742
201	11/22/2007	379.282	-0.0081	0.018878	1.935118	0.036532	219.954	0.000387	0.017583	1.928987	0.033917
202	11/23/2007	376.62	-0.00704	0.018659	1.939544	0.03619	220.064	0.0005	0.017545	1.925913	0.03379
203	11/26/2007	384.847	0.021609	0.018649	1.933129	0.036051	225.455	0.024202	0.017476	1.923618	0.033617
204	11/27/2007	385.467	0.00161	0.018775	1.934324	0.036317	226.913	0.006446	0.017619	1.917522	0.033784
205	11/28/2007	385.862	0.001024	0.018776	1.934982	0.036331	227.708	0.003497	0.017619	1.917548	0.033785
206	11/29/2007	388.034	0.005613	0.018644	1.936195	0.036098	230.345	0.011514	0.01751	1.91848	0.033593
207	11/30/2007	388.279	0.000631	0.018651	1.939905	0.03618	232.089	0.007543	0.017513	1.918479	0.033597
208	12/3/2007	388.743	0.001194	0.018625	1.937407	0.036085	237.472	0.022929	0.017483	1.918137	0.033534
209	12/4/2007	389.395	0.001676	0.018625	1.939014	0.036114	244.791	0.030355	0.017619	1.913798	0.033719
210	12/5/2007	390.498	0.002829	0.018624	1.941283	0.036154	246.973	0.008874	0.017872	1.902583	0.034003
211	12/6/2007	395.223	0.012027	0.018616	1.940312	0.036121	253.1	0.024506	0.017828	1.902628	0.033921
212	12/7/2007	393.661	-0.00396	0.018657	1.942837	0.036247	253.483	0.001512	0.017982	1.898478	0.034139
213	12/10/2007	394.016	0.000901	0.01866	1.941633	0.036231	251.485	-0.00791	0.01795	1.904722	0.03419
214	12/11/2007	392.027	-0.00506	0.01864	1.939342	0.036148	255.654	0.016442	0.017956	1.897249	0.034066
215	12/12/2007	389.327	-0.00691	0.018644	1.938065	0.036134	254.052	-0.00629	0.018024	1.899336	0.034234
216	12/13/2007	382.861	-0.01675	0.018642	1.932077	0.036018	249.037	-0.01994	0.018007	1.89236	0.034076
217	12/14/2007	384.652	0.004667	0.018713	1.922997	0.035985	249.34	0.001216	0.018046	1.879562	0.033918
218	12/17/2007	378.359	-0.0165	0.018685	1.921962	0.035913	244.209	-0.02079	0.01799	1.876784	0.033762
219	12/18/2007	373.829	-0.01205	0.018752	1.912828	0.035869	245.567	0.005545	0.017815	1.879481	0.033483
220	12/19/2007	381.696	0.020826	0.018777	1.909774	0.03586	245.576	3.66E-05	0.017808	1.878995	0.033461
221	12/26/2007	387.646	0.015468	0.018897	1.912186	0.036135	248.471	0.01172	0.01771	1.88874	0.03345
222	12/27/2007	387.864	0.000562	0.018923	1.921492	0.036361	250.736	0.009074	0.017694	1.899734	0.033614
223	12/28/2007	392.242	0.011224	0.018923	1.922286	0.036376	251.816	0.004298	0.017716	1.903553	0.033724
224	1/2/2008	398.83	0.016656	0.018956	1.926834	0.036525	250.291	-0.00607	0.017719	1.904249	0.033742
225	1/3/2008	393.142	-0.01436	0.01862	1.939497	0.036113	247.788	-0.01005	0.016785	1.863385	0.031277
226	1/4/2008	398.338	0.01313	0.01866	1.93583	0.036122	253.582	0.023114	0.016773	1.853886	0.031095
227	1/7/2008	391.614	-0.01702	0.018703	1.938272	0.036252	253.475	-0.00042	0.016921	1.855047	0.031389
228	1/8/2008	394.726	0.007915	0.018352	1.938363	0.035573	252.453	-0.00404	0.016655	1.863454	0.031036

No	Date	JAKTRAD Index					JAKPROP Index				
		PX_LAST	Return	Stdev	Alpha	VaR	PX_LAST	Return	Stdev	Alpha	VaR
229	1/9/2008	405.222	0.026243	0.018365	1.941863	0.035663	254.183	0.006829	0.016638	1.865783	0.031043
230	1/14/2008	407.536	0.005694	0.018117	1.969054	0.035674	252.353	-0.00723	0.016163	1.909903	0.03087
231	1/15/2008	402.982	-0.01124	0.018098	1.976639	0.035772	245.573	-0.02723	0.016174	1.908176	0.030863
232	1/16/2008	383.733	-0.04894	0.018067	1.979052	0.035755	234.638	-0.04555	0.016292	1.907683	0.031079
233	1/17/2008	391.38	0.019732	0.018738	1.977607	0.037057	239.323	0.01977	0.016932	1.915155	0.032428
234	1/18/2008	389.895	-0.0038	0.018263	1.985929	0.036269	234.045	-0.0223	0.016959	1.925158	0.032649
235	1/21/2008	378.504	-0.02965	0.016623	1.863605	0.030978	226.017	-0.0349	0.016532	1.911008	0.031593
236	1/22/2008	352.805	-0.07031	0.015299	1.6711	0.025566	211.735	-0.06527	0.015145	1.65	0.02499
237	1/23/2008	372.783	0.055081	0.016239	1.930952	0.031357	222.672	0.050364	0.015992	1.890168	0.030228
238	1/24/2008	378.41	0.014982	0.01684	1.831783	0.030848	223.671	0.004476	0.016713	1.812175	0.030286
239	1/25/2008	394.384	0.041347	0.016626	1.845514	0.030683	231.3	0.033539	0.01631	1.839467	0.030001
240	1/28/2008	386.814	-0.01938	0.016586	1.851185	0.030704	228.824	-0.01076	0.016536	1.820081	0.030096
241	1/29/2008	396.121	0.023776	0.0167	1.838394	0.030701	230.52	0.007384	0.016531	1.81017	0.029925
242	1/30/2008	396.475	0.000893	0.016768	1.834932	0.030769	229.182	-0.00582	0.016547	1.813076	0.03
243	1/31/2008	396.528	0.000134	0.016768	1.835115	0.030771	229.563	0.001661	0.016516	1.816039	0.029993
244	2/1/2008	395.928	-0.00151	0.016736	1.840232	0.030798	228.423	-0.00498	0.016511	1.818959	0.030033
245	2/4/2008	400.274	0.010917	0.016732	1.836506	0.030728	228.347	-0.00033	0.016501	1.812782	0.029913
246	2/5/2008	407.092	0.01689	0.016665	1.837468	0.030621	227.458	-0.0039	0.016412	1.809391	0.029696
247	2/6/2008	397.457	-0.02395	0.016677	1.837196	0.030638	222.842	-0.0205	0.016417	1.806626	0.029659
248	2/11/2008	386.93	-0.02684	0.016851	1.831845	0.030868	219.468	-0.01526	0.016543	1.796579	0.02972
249	2/12/2008	389.458	0.006512	0.017068	1.826977	0.031182	219.568	0.000456	0.016609	1.790843	0.029743
250	2/13/2008	390.551	0.002803	0.017045	1.825822	0.031122	220.461	0.004059	0.01657	1.787252	0.029614
251	2/14/2008	397.322	0.017188	0.017046	1.827413	0.03115	223.487	0.013632	0.01657	1.78724	0.029614
252	2/15/2008	401.12	0.009514	0.017088	1.836602	0.031383	223.226	-0.00117	0.016629	1.791428	0.029789
253	2/18/2008	399.946	-0.00293	0.017108	1.839578	0.031472	222.918	-0.00138	0.016629	1.790913	0.029781
254	2/19/2008	403.045	0.007719	0.017113	1.837169	0.03144	224.215	0.005801	0.016629	1.789453	0.029756
255	2/20/2008	397.8	-0.0131	0.017125	1.840648	0.031521	220.369	-0.0173	0.016637	1.793794	0.029843
256	2/21/2008	401.687	0.009724	0.017183	1.831927	0.031478	223.26	0.013034	0.016719	1.788305	0.029898
257	2/22/2008	398.839	-0.00712	0.017187	1.839373	0.031613	225.992	0.012163	0.016763	1.789943	0.030006
258	2/25/2008	400.676	0.004595	0.017207	1.835046	0.031576	229.649	0.016052	0.016785	1.790424	0.030053
259	2/26/2008	400.13	-0.00136	0.01717	1.832964	0.031472	232.308	0.011512	0.016608	1.801224	0.029915
260	2/27/2008	397.802	-0.00584	0.017155	1.835701	0.031492	233.1	0.003403	0.016563	1.813333	0.030034
261	2/28/2008	400.145	0.005873	0.017136	1.828346	0.03133	232.679	-0.00181	0.016548	1.811757	0.02998
262	2/29/2008	396.149	-0.01004	0.017077	1.826993	0.031199	229.517	-0.01368	0.016522	1.807283	0.02986
263	3/3/2008	389.451	-0.01705	0.017092	1.825623	0.031203	222.557	-0.03079	0.016571	1.802861	0.029874
264	3/4/2008	387.247	-0.00568	0.017037	1.816764	0.030952	221.503	-0.00475	0.016814	1.793331	0.030153
265	3/5/2008	386.093	-0.00298	0.017047	1.814026	0.030924	221.337	-0.00075	0.016693	1.789129	0.029865
266	3/6/2008	389.756	0.009443	0.017025	1.81722	0.030939	223.681	0.010535	0.016692	1.789832	0.029877
267	3/10/2008	369.519	-0.05332	0.017041	1.818297	0.030985	217.344	-0.02874	0.016724	1.79146	0.02996
268	3/11/2008	369.95	0.001166	0.017565	1.862819	0.03272	214.243	-0.01437	0.016942	1.781751	0.030186
269	3/12/2008	374.619	0.012542	0.017563	1.862148	0.032705	215.662	0.006601	0.016986	1.777743	0.030197
270	3/13/2008	358.058	-0.04521	0.017603	1.863426	0.032802	205.441	-0.04855	0.016981	1.777463	0.030183
271	3/14/2008	352.984	-0.01427	0.018166	1.867692	0.033929	202.079	-0.0165	0.017618	1.79482	0.031622
272	3/17/2008	338.909	-0.04069	0.018212	1.858917	0.033854	190.292	-0.0601	0.017675	1.786103	0.031569
273	3/18/2008	347.565	0.02522	0.018634	1.852762	0.034524	193.083	0.01456	0.01856	1.824935	0.033871
274	3/19/2008	339.944	-0.02217	0.018731	1.847831	0.034612	190.398	-0.014	0.018635	1.826475	0.034037
275	3/24/2008	341.736	0.005258	0.018764	1.83549	0.034441	192.621	0.011608	0.018646	1.817579	0.033891
276	3/25/2008	356.757	0.043016	0.018735	1.834507	0.03437	197.736	0.026208	0.018686	1.818486	0.03398
277	3/26/2008	366.07	0.02577	0.019259	1.801911	0.034704	196.827	-0.00461	0.018887	1.81964	0.034368
278	3/27/2008	366.743	0.001837	0.019366	1.80922	0.035038	197.737	0.004613	0.018817	1.826094	0.034362
279	3/28/2008	369.515	0.00753	0.018946	1.812451	0.034338	200.21	0.012429	0.018673	1.838188	0.034324
280	3/31/2008	368.073	-0.00391	0.018821	1.813879	0.034139	195.603	-0.02328	0.018534	1.844085	0.034177
281	4/1/2008	363.945	-0.01128	0.01882	1.81063	0.034076	192.846	-0.0142	0.018638	1.838794	0.034272
282	4/2/2008	358.642	-0.01468	0.018624	1.808663	0.033685	187.903	-0.02597	0.018608	1.829344	0.03404
283	4/3/2008	337.725	-0.06009	0.018673	1.80296	0.033667	180.567	-0.03982	0.018753	1.818719	0.034107
284	4/4/2008	339.394	0.00493	0.019581	1.836321	0.035957	183.029	0.013543	0.019097	1.810798	0.03458
285	4/7/2008	350.288	0.031594	0.019552	1.835214	0.035882	180.998	-0.01116	0.019168	1.815698	0.034803
286	4/8/2008	351.518	0.003505	0.019821	1.831361	0.0363	176.229	-0.0267	0.019169	1.808889	0.034675
287	4/9/2008	344.305	-0.02073	0.019816	1.830795	0.036279	169.34	-0.03988	0.019312	1.799276	0.034748
288	4/10/2008	349.347	0.014538	0.019909	1.823139	0.036298	172.065	0.015964	0.019601	1.800722	0.035296
289	4/11/2008	357.671	0.023548	0.019947	1.83169	0.036536	177.069	0.028667	0.019584	1.812564	0.035497
290	4/14/2008	353.479	-0.01179	0.020065	1.82905	0.036699	172.002	-0.02903	0.019834	1.805858	0.035817
291	4/15/2008	356.056	0.007264	0.020091	1.823241	0.036631	172.163	0.000936	0.01987	1.805705	0.03588
292	4/16/2008	360.236	0.011671	0.020043	1.833411	0.036747	177.694	0.031621	0.019842	1.812416	0.035961
293	4/17/2008	361.789	0.004302	0.020063	1.841181	0.03694	177.955	0.001468	0.020102	1.801732	0.036218
294	4/18/2008	356.942	-0.01349	0.019962	1.852032	0.03697	180.003	0.011443	0.020081	1.807786	0.036303
295	4/21/2008	363.229	0.01746	0.019982	1.843004	0.036828	179.252	-0.00418	0.020127	1.810348	0.036437
296	4/22/2008	359.635	-0.00994	0.020028	1.8427	0.036905	177.016	-0.01255	0.019955	1.808886	0.036097
297	4/23/2008	358.437	-0.00334	0.020048	1.838286	0.036855	175.995	-0.00578	0.01998	1.803785	0.036039
298	4/24/2008	352.46	-0.01682	0.020025	1.841841	0.036883	173.453	-0.01455	0.019965	1.80617	0.03606
299	4/25/2008	347.88	-0.01308	0.020084	1.836713	0.036888	172.369	-0.00627	0.019922	1.808268	0.036025
300	4/28/2008	348.953	0.00308	0.020118	1.832688	0.036869	174.195	0.010538	0.019924	1.80566	0.035976
301	4/29/2008	349.585	0.001809	0.020117	1.836248	0.03694	177.375	0.018091	0.019837	1.818202	0.036067
302	4/30/2008	351.883	0.006552	0.020106	1.84069	0.037008	177.721	0.001949	0.01994	1.820167	0.036294
303	5/2/2008	356.756	0.013753	0.020109	1.846215	0.037126	181.215	0.019469	0.019942	1.820714	0.036309
304	5/5/2008	362.612	0.016281	0.020036	1.847888	0.037025	183.121	0.010463	0.019885	1.823177	0.036253

No	Date	JAKTRAD Index					JAKPROP Index				
		PX_LAST	Return	Stdev	Alpha	VaR	PX_LAST	Return	Stdev	Alpha	VaR
305	5/6/2008	362.587	-6.9E-05	0.020107	1.850344	0.037206	183.671	0.002999	0.019906	1.823849	0.036306
306	5/7/2008	364.632	0.005624	0.020107	1.849892	0.037195	183.794	0.000669	0.019905	1.823684	0.0363
307	5/8/2008	364.055	-0.00158	0.020107	1.849896	0.037195	181.649	-0.01174	0.019859	1.8211	0.036166
308	5/9/2008	364.513	0.001257	0.020107	1.848948	0.037176	181.551	-0.00054	0.019857	1.813427	0.036009
309	5/12/2008	364.005	-0.00139	0.020107	1.848974	0.037177	179.874	-0.00928	0.019692	1.813489	0.035711
310	5/13/2008	369.331	0.014526	0.020105	1.847693	0.037149	184.471	0.025236	0.019417	1.817331	0.035287
311	5/14/2008	371.359	0.005476	0.02016	1.849881	0.037294	186.868	0.01291	0.019587	1.8121	0.035494
312	5/15/2008	373.512	0.005781	0.020129	1.848613	0.037211	186.917	0.000262	0.019457	1.816806	0.035349
313	5/16/2008	374.898	0.003704	0.020137	1.852479	0.037303	189.229	0.012293	0.019454	1.816338	0.035336
314	5/19/2008	385.728	0.028478	0.02014	1.853538	0.037331	191.212	0.010425	0.019508	1.82247	0.035553
315	5/21/2008	379.035	-0.0175	0.020342	1.853366	0.037701	189.028	-0.01149	0.019457	1.823063	0.035472
316	5/22/2008	375.99	-0.00807	0.020405	1.848679	0.037722	189.569	0.002858	0.019473	1.820557	0.035452
317	5/23/2008	374.279	-0.00456	0.020353	1.852528	0.037704	186.703	-0.01523	0.019406	1.83048	0.035522
318	5/26/2008	370.432	-0.01033	0.020351	1.848709	0.037624	185.447	-0.00675	0.019442	1.822957	0.035442
319	5/27/2008	365.159	-0.01434	0.020311	1.851391	0.037603	185.682	0.001266	0.019362	1.82911	0.035415
320	5/28/2008	368.125	0.00809	0.020326	1.85038	0.03761	185.131	-0.00297	0.019348	1.827782	0.035364
321	5/29/2008	371.033	0.007868	0.020232	1.850809	0.037446	184.877	-0.00137	0.019346	1.826504	0.035335
322	5/30/2008	372.031	0.002686	0.020186	1.85013	0.037347	184.272	-0.00328	0.019291	1.823397	0.035174
323	6/2/2008	366.456	-0.0151	0.020188	1.850965	0.037368	182.908	-0.00743	0.019252	1.819591	0.035031
324	6/3/2008	362.121	-0.0119	0.020207	1.840819	0.037197	179.847	-0.01688	0.019243	1.814769	0.034921
325	6/4/2008	355.424	-0.01867	0.020161	1.832215	0.036939	176.648	-0.01795	0.019289	1.809761	0.034909
326	6/5/2008	354.58	-0.00238	0.020194	1.830578	0.036967	179.716	0.017219	0.019333	1.806279	0.034921
327	6/6/2008	358.107	0.009898	0.020144	1.826276	0.036789	179.658	-0.00032	0.01926	1.80943	0.03485
328	6/9/2008	357.283	-0.0023	0.02011	1.836852	0.036939	176.691	-0.01665	0.019261	1.809469	0.034852
329	6/10/2008	349.667	-0.02155	0.020091	1.833234	0.036831	174.948	-0.00991	0.019306	1.80363	0.034821
330	6/11/2008	349.43	-0.00068	0.020004	1.825451	0.036517	174.61	-0.00193	0.019287	1.797119	0.034662
331	6/12/2008	356.003	0.018636	0.019992	1.823166	0.036448	173.714	-0.00514	0.019285	1.79953	0.034704
332	6/13/2008	357.888	0.005281	0.020068	1.830786	0.036741	172.332	-0.00799	0.019138	1.807552	0.034594
333	6/16/2008	361.344	0.00961	0.01949	1.828588	0.03564	173.52	0.00687	0.018667	1.803853	0.033672
334	6/17/2008	362.261	0.002535	0.019409	1.829282	0.035505	172.475	-0.00604	0.018551	1.805721	0.033499
335	6/18/2008	355.531	-0.01875	0.01941	1.83207	0.03556	170.313	-0.01261	0.018453	1.812628	0.033449
336	6/19/2008	359.928	0.012292	0.019276	1.833326	0.035339	170.767	0.002662	0.018198	1.81498	0.033029
337	6/20/2008	360.235	0.000853	0.017986	1.744864	0.031384	170.318	-0.00263	0.017077	1.741503	0.029739
338	6/23/2008	354.72	-0.01543	0.017111	1.828894	0.031294	169.397	-0.00542	0.016232	1.826971	0.029655
339	6/24/2008	357.217	0.007015	0.017106	1.817752	0.031095	169.472	0.000443	0.016218	1.822408	0.029556
340	6/25/2008	354.529	-0.00755	0.016592	1.862899	0.030909	166.635	-0.01688	0.015802	1.853626	0.02929
341	6/26/2008	351.529	-0.0085	0.016501	1.868774	0.030837	167.371	0.004407	0.015843	1.850264	0.029314
342	6/27/2008	354.662	0.008873	0.016329	1.868979	0.030519	167.081	-0.00173	0.015826	1.849836	0.029276
343	6/30/2008	356.762	0.005904	0.016359	1.871335	0.030613	168.528	0.008623	0.015824	1.852115	0.029309
344	7/1/2008	361.669	0.013661	0.016373	1.873565	0.030677	170.114	0.009367	0.015861	1.853401	0.029397
345	7/2/2008	356.766	-0.01365	0.016439	1.876786	0.030853	169.298	-0.00481	0.015909	1.857984	0.029558
346	7/3/2008	344.078	-0.03621	0.016444	1.866082	0.030687	164.56	-0.02839	0.015908	1.855611	0.029518
347	7/4/2008	346.768	0.007788	0.016711	1.858967	0.031065	165.834	0.007712	0.016109	1.846257	0.029741
348	7/7/2008	345.081	-0.00488	0.016585	1.872746	0.031059	164.961	-0.00528	0.01605	1.859074	0.029839
349	7/8/2008	340.263	-0.01406	0.016388	1.881537	0.030835	162.191	-0.01693	0.016004	1.864977	0.029847
350	7/9/2008	338.37	-0.00558	0.01642	1.871054	0.030723	163.331	0.007004	0.016062	1.855271	0.0298
351	7/10/2008	332.122	-0.01864	0.01642	1.866734	0.030652	164.388	0.006451	0.016078	1.855793	0.029837
352	7/11/2008	330.209	-0.00578	0.016401	1.856231	0.030443	167.615	0.01944	0.016019	1.856862	0.029745
353	7/14/2008	330.031	-0.00054	0.016365	1.850481	0.030284	166.318	-0.00777	0.016175	1.854093	0.029991
354	7/15/2008	327.714	-0.00705	0.016366	1.851733	0.030305	162.76	-0.02162	0.016182	1.850506	0.029945
355	7/16/2008	320.416	-0.02252	0.016344	1.84539	0.030162	162.423	-0.00207	0.016265	1.837742	0.029891
356	7/17/2008	311.398	-0.02855	0.016436	1.841931	0.030273	159.047	-0.021	0.016203	1.846126	0.029912
357	7/18/2008	308.828	-0.00829	0.016601	1.829071	0.030364	159.861	0.005105	0.016219	1.834166	0.029748
358	7/21/2008	308.359	-0.00152	0.016604	1.828401	0.03036	162.485	0.016281	0.016166	1.83438	0.029654
359	7/22/2008	305.336	-0.00985	0.016589	1.825939	0.030291	168.171	0.034396	0.016169	1.834225	0.029657
360	7/23/2008	310.021	0.015227	0.016604	1.821273	0.030241	173.648	0.032049	0.01654	1.801281	0.029794
361	7/24/2008	305.2	-0.01567	0.016697	1.825711	0.030485	174.43	0.004493	0.0169	1.78015	0.030085
362	7/25/2008	304.677	-0.00172	0.016727	1.81541	0.030367	173.197	-0.00709	0.016916	1.782758	0.030158
363	7/28/2008	307.33	0.00867	0.016711	1.819954	0.030414	173.772	0.003314	0.016887	1.786119	0.030162
364	7/29/2008	311.959	0.01495	0.016685	1.831318	0.030555	173.618	-0.00089	0.016659	1.795556	0.029912
365	7/31/2008	316.906	0.015733	0.016771	1.835958	0.030791	174.699	0.006207	0.016658	1.797574	0.029944
366	8/1/2008	308.534	-0.02677	0.016866	1.838961	0.031016	171.443	-0.01881	0.01668	1.800209	0.030027
367	8/4/2008	300.653	-0.02588	0.017006	1.825795	0.03105	169.272	-0.01274	0.016709	1.788347	0.029881
368	8/5/2008	290.125	-0.03564	0.016385	1.7819	0.029197	167.081	-0.01303	0.016532	1.790422	0.029599
369	8/6/2008	289.291	-0.00288	0.016722	1.77866	0.029743	167.637	0.003322	0.016523	1.791033	0.029593
370	8/7/2008	289.121	-0.00059	0.016654	1.774356	0.02955	168.334	0.004149	0.016508	1.790057	0.02955
371	8/8/2008	288.204	-0.00318	0.016088	1.757727	0.028279	167.909	-0.00253	0.015852	1.765374	0.027984
372	8/11/2008	275.992	-0.0433	0.016042	1.76339	0.028288	165.272	-0.01583	0.015784	1.772265	0.027973
373	8/12/2008	267.936	-0.02962	0.016107	1.769325	0.028499	162.527	-0.01675	0.014718	1.65	0.024286
374	8/13/2008	270.427	0.009254	0.016103	1.768716	0.028482	161.497	-0.00636	0.014708	1.65	0.024269
375	8/14/2008	278.658	0.029983	0.016024	1.780977	0.028538	163.554	0.012657	0.014664	1.65	0.024195
376	8/15/2008	275.848	-0.01014	0.016329	1.764663	0.028815	162.82	-0.0045	0.014674	1.65	0.024211
377	8/19/2008	274.766	-0.00393	0.015701	1.818955	0.028559	160.461	-0.01459	0.014404	1.65	0.023766
378	8/20/2008	282.165	0.026572	0.015438	1.829113	0.028237	161.585	0.00698	0.014457	1.65	0.023854
379	8/21/2008	287.754	0.019614	0.01571	1.814497	0.028505	162.063	0.002954	0.01447	1.65	0.023875
380	8/22/2008	294.615	0.023563	0.015835	1.80994	0.02866	161.564	-0.00308	0.014405	1.65	0.023769

No	Date	JAKTRAD Index					JAKPROP Index				
		PX_LAST	Return	Stdev	Alpha	VaR	PX_LAST	Return	Stdev	Alpha	VaR
381	8/25/2008	293.824	-0.00269	0.016047	1.806008	0.028981	162.238	0.004163	0.014246	1.65	0.023506
382	8/26/2008	294.929	0.003754	0.016021	1.810884	0.029012	161.561	-0.00418	0.014205	1.65	0.023438
383	8/27/2008	298.936	0.013495	0.015981	1.820517	0.029094	163.426	0.011478	0.013995	1.65	0.023091
384	8/28/2008	294.095	-0.01633	0.014937	1.65	0.024646	164.453	0.006265	0.013508	1.65	0.022288
385	8/29/2008	295.342	0.004231	0.015	1.65	0.02475	164.414	-0.00024	0.013448	1.65	0.022189
386	9/1/2008	299.512	0.01402	0.014637	1.65	0.02415	163.647	-0.00468	0.01341	1.65	0.022126
387	9/2/2008	292.561	-0.02348	0.014712	1.65	0.024275	163.555	-0.00056	0.013161	1.65	0.021716
388	9/3/2008	291.523	-0.00355	0.014751	1.65	0.024338	160.622	-0.0181	0.012553	1.65	0.020713
389	9/4/2008	282.567	-0.0312	0.014661	1.65	0.024191	158.78	-0.01153	0.012569	1.65	0.020738
390	9/5/2008	277.78	-0.01709	0.014727	1.65	0.024299	153.654	-0.03282	0.012259	1.65	0.020228
391	9/8/2008	281.149	0.012055	0.01477	1.65	0.024371	154.483	0.005381	0.012352	1.65	0.02038
392	9/9/2008	270.066	-0.04022	0.01481	1.65	0.024436	149.722	-0.0313	0.012367	1.65	0.020406
393	9/10/2008	253.128	-0.06477	0.015217	1.65	0.025107	145.536	-0.02836	0.012287	1.65	0.020274
394	9/11/2008	261.256	0.031605	0.016408	1.849598	0.030349	146.047	0.003505	0.012568	1.65	0.020737
395	9/12/2008	255.403	-0.02266	0.016749	1.833364	0.030707	143.024	-0.02092	0.012507	1.65	0.020636
396	9/15/2008	247.687	-0.03068	0.016732	1.823245	0.030506	136.142	-0.04931	0.012646	1.65	0.020866
397	9/16/2008	245.588	-0.00851	0.016939	1.818208	0.030799	138.01	0.013628	0.013457	1.715044	0.023079
398	9/17/2008	252.28	0.026884	0.016946	1.815431	0.030764	139.873	0.013409	0.013551	1.65	0.022358
399	9/18/2008	253.606	0.005242	0.017168	1.813237	0.03113	138.44	-0.0103	0.013586	1.65	0.022418
400	9/19/2008	271.45	0.067996	0.017161	1.821787	0.031264	143.237	0.034064	0.013605	1.65	0.022448
401	9/22/2008	267.369	-0.01515	0.01857	1.651987	0.030677	142.254	-0.00689	0.014024	1.65	0.02314
402	9/23/2008	265.113	-0.00847	0.018607	1.645036	0.030609	141.141	-0.00785	0.013885	1.65	0.02291
403	9/24/2008	266.231	0.004208	0.018592	1.638474	0.030463	141.962	0.0058	0.01389	1.65	0.022919
404	9/25/2008	264.086	-0.00809	0.018531	1.635829	0.030313	141.557	-0.00286	0.01374	1.680632	0.023092
405	9/26/2008	262.477	-0.00611	0.018436	1.627526	0.030005	139.273	-0.01627	0.013678	1.675068	0.022912
406	9/29/2008	261.332	-0.00437	0.018435	1.624713	0.029952	142.421	0.022351	0.013734	1.6657	0.022877
407	10/6/2008	217.641	-0.18294	0.018414	1.620251	0.029835	125.082	-0.12982	0.013958	1.65	0.023032
408	10/7/2008	215.622	-0.00932	0.025721	2.570363	0.066113	125.115	0.000264	0.018873	2.493783	0.047065
409	10/8/2008	200.215	-0.07414	0.025717	2.56738	0.066024	114.973	-0.08454	0.018874	2.493931	0.047071
410	10/13/2008	199.746	-0.00235	0.026619	2.504031	0.066655	117.123	0.018527	0.020526	2.452193	0.050334
411	10/14/2008	205.329	0.027567	0.026541	2.507408	0.06655	121.052	0.032996	0.020439	2.464474	0.050371
412	10/15/2008	199.823	-0.02718	0.02673	2.490897	0.066582	119.58	-0.01223	0.020709	2.425796	0.050236
413	10/16/2008	193.763	-0.0308	0.026788	2.476555	0.066341	116.652	-0.02479	0.020719	2.419686	0.050133
414	10/17/2008	189.639	-0.02151	0.02688	2.459312	0.066107	114.417	-0.01935	0.020748	2.405283	0.049904
415	10/20/2008	185.199	-0.02369	0.026685	2.468077	0.065861	114.085	-0.00291	0.02074	2.39585	0.04969
416	10/21/2008	184.055	-0.0062	0.026717	2.463706	0.065822	112.976	-0.00977	0.020731	2.400296	0.049761
417	10/22/2008	178.196	-0.03235	0.026717	2.46431	0.065839	110.268	-0.02426	0.020721	2.396326	0.049654
418	10/23/2008	173.102	-0.029	0.026834	2.447147	0.065667	108.837	-0.01306	0.020785	2.387638	0.049626
419	10/24/2008	166.175	-0.04084	0.026919	2.435089	0.065551	105.79	-0.0284	0.020799	2.38366	0.049577
420	10/27/2008	158.937	-0.04453	0.027116	2.414991	0.065485	102.525	-0.03135	0.020915	2.363227	0.049427
421	10/28/2008	154.418	-0.02884	0.027313	2.389507	0.065264	100.433	-0.02062	0.021071	2.341197	0.04933
422	10/29/2008	151.429	-0.01955	0.027339	2.377619	0.065001	99.069	-0.01367	0.021117	2.329818	0.049198
423	10/30/2008	153.944	0.016472	0.027335	2.371266	0.064819	100.7	0.016329	0.021128	2.324586	0.049114
424	10/31/2008	158.763	0.030824	0.027446	2.370163	0.065051	101.346	0.006395	0.021247	2.319484	0.049283
425	11/3/2008	166.01	0.044636	0.027726	2.353447	0.065252	104.92	0.034658	0.021254	2.327356	0.049466
426	11/4/2008	172.091	0.035975	0.028204	2.318347	0.065388	105.286	0.003482	0.021597	2.297092	0.049611
427	11/5/2008	168.32	-0.02216	0.028535	2.296641	0.065535	104.604	-0.0065	0.021497	2.30381	0.049524
428	11/6/2008	162.199	-0.03704	0.028521	2.288934	0.065282	102.719	-0.01818	0.021491	2.301881	0.049469
429	11/7/2008	163.189	0.006085	0.028668	2.271881	0.065129	100.668	-0.02017	0.021499	2.300673	0.049463
430	11/10/2008	163.704	0.003151	0.028668	2.279554	0.06535	100.932	0.002619	0.021546	2.293298	0.04941
431	11/11/2008	164.302	0.003646	0.02868	2.279812	0.065384	100.879	-0.00053	0.021558	2.293866	0.049451
432	11/12/2008	162.968	-0.00815	0.02858	2.28394	0.065276	101.179	0.002969	0.021564	2.295177	0.049492
433	11/13/2008	158.19	-0.02976	0.02855	2.28216	0.065156	98.71	-0.0247	0.021578	2.298075	0.049589
434	11/14/2008	158.571	0.002406	0.028578	2.270356	0.064882	99.007	0.003004	0.021629	2.28351	0.04939
435	11/17/2008	155.485	-0.01965	0.028578	2.270355	0.064881	98.301	-0.00716	0.021646	2.285431	0.049471
436	11/18/2008	150.209	-0.03452	0.028581	2.269896	0.064876	97.093	-0.01236	0.021635	2.288494	0.049512
437	11/19/2008	145.69	-0.03055	0.028624	2.256267	0.064584	96.876	-0.00224	0.02163	2.283177	0.049385
438	11/20/2008	139.777	-0.04143	0.02869	2.244016	0.064381	94.94	-0.02019	0.021631	2.28328	0.049389
439	11/21/2008	137.022	-0.01991	0.028866	2.22952	0.064357	93.954	-0.01044	0.02168	2.273997	0.049299
440	11/24/2008	133.336	-0.02727	0.028837	2.22382	0.064129	97.505	0.037098	0.021675	2.270119	0.049205
441	11/25/2008	134.712	0.010267	0.028891	2.21541	0.064005	104.34	0.067751	0.022068	2.23689	0.049363
442	11/26/2008	136.374	0.012262	0.02896	2.216005	0.064176	104.509	0.001618	0.023229	2.086132	0.048459
443	11/27/2008	134.348	-0.01497	0.028984	2.215129	0.064203	104.2	-0.00296	0.023236	2.086947	0.048492
444	11/28/2008	137.783	0.025247	0.028947	2.21154	0.064016	105.632	0.013649	0.023198	2.085337	0.048375
445	12/1/2008	133.31	-0.033	0.029064	2.204629	0.064076	105.213	-0.00397	0.023228	2.084427	0.048418
446	12/2/2008	129.634	-0.02796	0.029155	2.195186	0.064001	103.228	-0.01905	0.023228	2.084731	0.048425
447	12/3/2008	129.104	-0.0041	0.029092	2.199767	0.063995	101.467	-0.01721	0.023151	2.090179	0.04839
448	12/4/2008	131.144	0.015678	0.029043	2.199587	0.063884	101.075	-0.00387	0.023151	2.081795	0.048195
449	12/5/2008	130.341	-0.00614	0.029152	2.197638	0.064065	99.607	-0.01463	0.023151	2.08231	0.048207
450	12/9/2008	134.896	0.03435	0.02915	2.200046	0.064132	100.239	0.006325	0.02314	2.083593	0.048214
451	12/10/2008	139.806	0.035752	0.029478	2.184009	0.064379	100.796	0.005541	0.023136	2.083595	0.048207
452	12/11/2008	143.679	0.027326	0.029802	2.172486	0.064744	100.274	-0.00519	0.023132	2.083574	0.048198
453	12/12/2008	140.681	-0.02109	0.030017	2.165852	0.065012	98.344	-0.01943	0.023001	2.0852	0.047962
454	12/15/2008	144.747	0.028492	0.030034	2.159354	0.064853	98.86	0.005233	0.023044	2.079076	0.047911
455	12/16/2008	143.02	-0.012	0.030261	2.152803	0.065145	98.236	-0.00633	0.023008	2.089886	0.048084
456	12/17/2008	142.488	-0.00373	0.030229	2.157113	0.065206	98.409	0.00176	0.023006	2.088377	0.048046

No	Date	JAKTRAD Index					JAKPROP Index				
		PX_LAST	Return	Stdev	Alpha	VaR	PX_LAST	Return	Stdev	Alpha	VaR
457	12/18/2008	143.46	0.006798	0.03016	2.166756	0.06535	97.999	-0.00417	0.022959	2.098605	0.048183
458	12/19/2008	143.951	0.003417	0.030196	2.168938	0.065493	98.914	0.009294	0.022938	2.096612	0.048091
459	12/22/2008	143.09	-0.006	0.03021	2.169502	0.065541	99.153	0.002413	0.022883	2.098787	0.048027
460	12/23/2008	145.3	0.015327	0.03021	2.170626	0.065574	98.483	-0.00678	0.022549	2.122183	0.047852
461	12/24/2008	146.036	0.005053	0.03021	2.170599	0.065575	98.367	-0.00118	0.022231	2.141372	0.047605
462	12/26/2008	145.991	-0.00031	0.030225	2.175491	0.065755	101	0.026415	0.022212	2.140677	0.047549
463	12/30/2008	148.329	0.015888	0.030228	2.17572	0.065768	103.489	0.024345	0.022443	2.130059	0.047805
464	1/5/2009	155.418	0.046685	0.030276	2.17444	0.065832	104.915	0.013685	0.022623	2.12027	0.047967
465	1/6/2009	153.506	-0.01238	0.030675	2.148425	0.065902	107.159	0.021163	0.022698	2.119542	0.048109
466	1/7/2009	155.683	0.014082	0.030593	2.145669	0.065643	107.213	0.000504	0.022822	2.113555	0.048235
467	1/8/2009	153.349	-0.01511	0.030603	2.155024	0.065949	105.921	-0.01212	0.022784	2.122473	0.048359
468	1/9/2009	155.092	0.011302	0.030554	2.159849	0.065992	105.224	-0.0066	0.022782	2.122813	0.048363
469	1/12/2009	154.029	-0.00688	0.030466	2.174534	0.066249	103.856	-0.01309	0.022768	2.126031	0.048405
470	1/13/2009	151.318	-0.01776	0.030464	2.173498	0.066213	102.25	-0.01558	0.022769	2.119986	0.04827
471	1/14/2009	150.085	-0.00818	0.03048	2.16798	0.066079	101.062	-0.01169	0.022776	2.112523	0.048115
472	1/15/2009	145.949	-0.02794	0.030478	2.166632	0.066035	100.552	-0.00506	0.022785	2.108608	0.048044
473	1/16/2009	147.469	0.010361	0.03033	2.174487	0.065951	100.638	0.000855	0.022759	2.113965	0.048111
474	1/19/2009	146.312	-0.00788	0.030283	2.186505	0.066215	98.555	-0.02092	0.022735	2.121681	0.048236
475	1/20/2009	147.144	0.00567	0.030245	2.18403	0.066056	97.267	-0.01315	0.022791	2.113674	0.048174
476	1/21/2009	145.668	-0.01008	0.030049	2.192445	0.06588	98.734	0.01497	0.022736	2.10872	0.047944
477	1/22/2009	145.27	-0.00274	0.030049	2.192464	0.06588	97.151	-0.01616	0.022825	2.108735	0.048133
478	1/23/2009	143.997	-0.0088	0.03005	2.192738	0.065891	97.257	0.00109	0.022833	2.107831	0.048127
479	1/27/2009	148.23	0.028973	0.029866	2.196498	0.0656	97.69	0.004442	0.022809	2.107392	0.048067
480	1/28/2009	146.876	-0.00918	0.029964	2.190914	0.065648	96.582	-0.01141	0.022815	2.107524	0.048083
481	1/29/2009	146.527	-0.00238	0.029809	2.19291	0.065368	95.888	-0.00721	0.022823	2.103958	0.048018
482	1/30/2009	147.598	0.007283	0.029809	2.192973	0.065371	96.026	0.001438	0.022804	2.100948	0.04791
483	2/2/2009	144.453	-0.02154	0.029824	2.193002	0.065404	95.166	-0.009	0.022814	2.102437	0.047964
484	2/3/2009	144.116	-0.00234	0.029788	2.186103	0.065119	95.451	0.00299	0.022754	2.099364	0.047769
485	2/4/2009	144.108	-5.6E-05	0.029777	2.190621	0.065231	96.942	0.0155	0.02274	2.099231	0.047736
486	2/5/2009	144.865	0.005239	0.029764	2.19023	0.06519	96.571	-0.00383	0.02283	2.097654	0.04789
487	2/6/2009	146.243	0.009467	0.029714	2.191263	0.065111	97.458	0.009143	0.022831	2.09795	0.047898
488	2/9/2009	145.884	-0.00246	0.029715	2.199811	0.065367	96.57	-0.00915	0.022871	2.098524	0.047996
489	2/10/2009	145.725	-0.00109	0.029716	2.200044	0.065377	95.875	-0.00722	0.022838	2.103382	0.048037
490	2/11/2009	146.533	0.005529	0.02962	2.212588	0.065537	95.815	-0.00063	0.02283	2.105443	0.048067
491	2/12/2009	148.378	0.012512	0.029626	2.218546	0.065726	96.045	0.002398	0.02266	2.122634	0.0481
492	2/13/2009	151.844	0.023091	0.029629	2.218458	0.06573	97.405	0.014061	0.022649	2.12238	0.04807
493	2/16/2009	153.763	0.012559	0.029575	2.232848	0.066036	98.054	0.006641	0.022566	2.13858	0.048259
494	2/17/2009	152.345	-0.00926	0.029022	2.264626	0.065724	97.581	-0.00484	0.02246	2.155084	0.048404
495	2/18/2009	151.792	-0.00364	0.028788	2.273417	0.065448	98.164	0.005957	0.022448	2.152817	0.048326
496	2/19/2009	149.379	-0.01602	0.028736	2.281933	0.065574	98.051	-0.00115	0.022404	2.164618	0.048497
497	2/20/2009	147.703	-0.01128	0.028642	2.29071	0.065611	97.222	-0.00849	0.021928	2.191785	0.048061
498	2/23/2009	149.889	0.014692	0.028647	2.28958	0.065589	98.809	0.016192	0.021867	2.18895	0.047866
499	2/24/2009	148.401	-0.00998	0.028535	2.296551	0.065532	97.316	-0.01523	0.021891	2.187538	0.047887
500	2/25/2009	148.433	0.000216	0.028519	2.293158	0.065399	98.191	0.008951	0.021912	2.184406	0.047864
501	2/26/2009	148.144	-0.00195	0.027547	2.397382	0.066041	96.771	-0.01457	0.021618	2.211149	0.047802
502	2/27/2009	147.903	-0.00163	0.027535	2.402432	0.06615	96.558	-0.0022	0.021643	2.206504	0.047756
503	3/2/2009	144.946	-0.0202	0.027537	2.404402	0.06621	96.236	-0.00334	0.02164	2.20899	0.047803
504	3/3/2009	144.108	-0.0058	0.027555	2.395795	0.066016	96.854	0.006401	0.021618	2.207266	0.047718
505	3/4/2009	147.076	0.020386	0.027554	2.396573	0.066036	97.589	0.00756	0.021643	2.208783	0.047804
506	3/5/2009	147.113	0.000252	0.027681	2.392122	0.066216	96.465	-0.01158	0.021635	2.217921	0.047985
507	3/6/2009	146.946	-0.00114	0.027687	2.393035	0.066256	97.004	0.005572	0.02149	2.221068	0.047732
508	3/10/2009	149.103	0.014572	0.021126	1.65	0.034857	96.593	-0.00425	0.017341	1.688235	0.029276
509	3/11/2009	148.545	-0.00375	0.021199	1.65	0.034978	97.257	0.006851	0.01734	1.686009	0.029235
510	3/12/2009	148.3	-0.00165	0.019969	1.65	0.032949	97	-0.00265	0.015261	1.302752	0.019881
511	3/13/2009	149.202	0.006064	0.019969	1.65	0.03295	97.635	0.006525	0.015124	1.288068	0.019481
512	3/16/2009	148.452	-0.00504	0.019752	1.65	0.032591	96.67	-0.00993	0.014734	1.281131	0.018876
513	3/17/2009	146.837	-0.01094	0.019604	1.65	0.032346	96.099	-0.00592	0.01472	1.280915	0.018855
514	3/18/2009	148.429	0.010784	0.019419	1.65	0.032041	97.059	0.00994	0.014546	1.267804	0.018442
515	3/19/2009	150.541	0.014129	0.019372	1.65	0.031965	97.519	0.004728	0.014487	1.273928	0.018455
516	3/20/2009	150.671	0.000863	0.019323	1.65	0.031882	98.027	0.005196	0.0145	1.279277	0.01855
517	3/23/2009	155.199	0.02961	0.01932	1.65	0.031879	98.046	0.000194	0.014492	1.286757	0.018648
518	3/24/2009	157.372	0.013904	0.019331	1.65	0.031896	99.007	0.009754	0.014308	1.275481	0.01825
519	3/25/2009	158.004	0.004008	0.019187	1.65	0.031659	99.259	0.002542	0.014298	1.285566	0.018382
520	3/27/2009	161.367	0.021061	0.018765	1.65	0.030962	100.538	0.012803	0.014031	1.261527	0.0177
521	3/30/2009	157.564	-0.02385	0.018352	1.65	0.030281	99.659	-0.00878	0.013746	1.229498	0.016901
522	3/31/2009	161.649	0.025596	0.018279	1.65	0.030161	99.742	0.000832	0.013619	1.216031	0.016561
523	4/1/2009	163.026	0.008482	0.018344	1.65	0.030267	100.113	0.003713	0.01355	1.215669	0.016472
524	4/2/2009	163.831	0.004926	0.018292	1.65	0.030181	101.823	0.016936	0.013455	1.20342	0.016192
525	4/3/2009	158.52	-0.03295	0.018041	1.65	0.029767	101.617	-0.00203	0.013547	1.213759	0.016443
526	4/6/2009	161.728	0.020035	0.017782	1.65	0.02934	101.616	-9.8E-06	0.01309	1.196	0.015655
527	4/7/2009	160.887	-0.00521	0.017521	1.65	0.02891	101.043	-0.00565	0.013084	1.193179	0.015612
528	4/8/2009	156.459	-0.02791	0.017392	1.65	0.028697	102.547	0.014775	0.01308	1.193238	0.015608
529	4/13/2009	166.476	0.062057	0.017221	1.65	0.028415	105.146	0.025029	0.013042	1.199026	0.015637
530	4/14/2009	165.806	-0.00403	0.018308	1.65	0.030209	109.306	0.038801	0.013119	1.205962	0.015821
531	4/15/2009	166.819	0.006091	0.018311	1.65	0.030213	110.474	0.010629	0.013667	1.215755	0.016616
532	4/16/2009	172.486	0.033407	0.018317	1.65	0.030223	111.907	0.012888	0.013702	1.225001	0.016785

No	Date	JAKTRAD Index					JAKPROP Index				
		PX_LAST	Return	Stdev	Alpha	VaR	PX_LAST	Return	Stdev	Alpha	VaR
533	4/17/2009	175.243	0.015858	0.018596	1.65	0.030684	111.004	-0.0081	0.013753	1.234026	0.016971
534	4/20/2009	177.532	0.012977	0.018403	1.65	0.030365	111.713	0.006367	0.013538	1.205425	0.016319
535	4/21/2009	174.811	-0.01545	0.018442	1.65	0.030429	112.377	0.005926	0.013547	1.208279	0.016368
536	4/22/2009	170.878	-0.02276	0.018398	1.65	0.030357	110.826	-0.0139	0.013528	1.21403	0.016424
537	4/23/2009	165.068	-0.03459	0.018204	1.65	0.030037	109.285	-0.014	0.013545	1.215776	0.016467
538	4/24/2009	165.031	-0.00022	0.01828	1.65	0.030162	109.918	0.005775	0.013627	1.220196	0.016627
539	4/27/2009	166.171	0.006884	0.017766	1.65	0.029313	108.823	-0.01001	0.013461	1.209047	0.016275
540	4/28/2009	166.358	0.001125	0.017639	1.65	0.029104	107.257	-0.01449	0.013458	1.208743	0.016267
541	4/29/2009	172.599	0.036829	0.017391	1.65	0.028695	109.79	0.023342	0.013061	1.197587	0.015642
542	4/30/2009	185.559	0.072402	0.017715	1.65	0.029229	112.318	0.022765	0.011419	1.65	0.018841
543	5/1/2009	188.013	0.013138	0.019023	1.43686	0.027333	112.978	0.005859	0.011633	1.65	0.019195
544	5/4/2009	189.904	0.010008	0.018961	1.444652	0.027392	116.156	0.027741	0.011638	1.65	0.019203
545	5/5/2009	185.863	-0.02151	0.018844	1.438248	0.027103	113.948	-0.01919	0.011878	1.65	0.019599
546	5/6/2009	189.081	0.017166	0.018655	1.422544	0.026538	115.534	0.013823	0.012038	1.65	0.019863
547	5/7/2009	193.758	0.024434	0.018435	1.420021	0.026178	118.596	0.026158	0.011939	1.65	0.0197
548	5/8/2009	197.138	0.017294	0.018533	1.432697	0.026552	120.46	0.015595	0.012054	1.65	0.019889
549	5/11/2009	193.76	-0.01728	0.018544	1.433493	0.026582	122.134	0.013801	0.012122	1.65	0.020002
550	5/12/2009	194.794	0.005322	0.018639	1.435527	0.026757	124.638	0.020295	0.012067	1.65	0.019911
551	5/13/2009	201.706	0.034869	0.018385	1.426013	0.026218	126.769	0.016953	0.012198	1.65	0.020126
552	5/14/2009	199.435	-0.01132	0.01837	1.426282	0.026201	122.829	-0.03157	0.012282	1.65	0.020266
553	5/15/2009	193.28	-0.03135	0.018273	1.412343	0.025808	118.381	-0.03688	0.01272	1.65	0.020989
554	5/18/2009	195.977	0.013857	0.01844	1.426473	0.026304	121.84	0.0288	0.013131	1.65	0.021666
555	5/19/2009	199.485	0.017742	0.018294	1.421317	0.026002	122.899	0.008654	0.013401	1.65	0.022111
556	5/20/2009	203.342	0.01915	0.018289	1.43207	0.026191	126.108	0.025776	0.013389	1.65	0.022093
557	5/22/2009	201.021	-0.01148	0.018343	1.442744	0.026464	128.037	0.015181	0.013595	1.65	0.022431
558	5/25/2009	202.01	0.004908	0.018401	1.437717	0.026456	130.721	0.020746	0.013637	1.65	0.0225
559	5/26/2009	198.476	-0.01765	0.018402	1.438439	0.02647	128.277	-0.01887	0.01374	1.65	0.022672
560	5/27/2009	202.301	0.019089	0.018499	1.440192	0.026642	128.404	0.00099	0.01391	1.65	0.022952
561	5/28/2009	205.474	0.015563	0.018527	1.441908	0.026714	129.023	0.004809	0.013879	1.65	0.0229
562	5/29/2009	205.208	-0.0013	0.018567	1.447306	0.026872	130.986	0.0151	0.013875	1.65	0.022894
563	6/1/2009	213.167	0.038052	0.018569	1.446944	0.026869	133.753	0.020904	0.013725	1.65	0.022647
564	6/2/2009	214.434	0.005926	0.01885	1.448807	0.02731	134.132	0.00283	0.013674	1.65	0.022563
565	6/3/2009	214.866	0.002013	0.018343	1.450127	0.0266	133.019	-0.00833	0.013628	1.65	0.022487
566	6/4/2009	214.002	-0.00403	0.018276	1.452917	0.026553	133.77	0.00563	0.013538	1.65	0.022338
567	6/5/2009	215.845	0.008575	0.018258	1.444545	0.026375	140.644	0.05011	0.013542	1.65	0.022344
568	6/8/2009	215.551	-0.00136	0.018172	1.449841	0.026347	140.868	0.001591	0.014286	1.65	0.023571
569	6/9/2009	218.347	0.012888	0.018161	1.443719	0.026219	143.014	0.015119	0.014254	1.65	0.02352
570	6/10/2009	225.212	0.030957	0.018157	1.452056	0.026364	148.957	0.040715	0.014214	1.65	0.023452
571	6/11/2009	227.143	0.008538	0.018234	1.463128	0.026679	146.425	-0.01714	0.014573	1.65	0.024045
572	6/12/2009	226.126	-0.00449	0.018198	1.469054	0.026734	148.128	0.011563	0.014641	1.65	0.024158
573	6/15/2009	220.042	-0.02727	0.01793	1.455743	0.026101	145.562	-0.01747	0.014635	1.65	0.024148
574	6/16/2009	217.07	-0.0136	0.018196	1.461683	0.026596	142.181	-0.0235	0.014787	1.65	0.024399
575	6/17/2009	222.363	0.024091	0.018242	1.462223	0.026674	142.309	0.0009	0.014833	1.65	0.024474
576	6/18/2009	217.156	-0.0237	0.018353	1.470423	0.026986	138.262	-0.02885	0.014738	1.65	0.024318
577	6/19/2009	222.853	0.025896	0.018509	1.477149	0.02734	140.832	0.018417	0.015051	1.65	0.024834
578	6/22/2009	217.223	-0.02559	0.018625	1.488787	0.027728	137.976	-0.02049	0.014995	1.65	0.024741
579	6/23/2009	210.677	-0.0306	0.018819	1.496666	0.028165	131.885	-0.04515	0.015187	1.65	0.025058
580	6/24/2009	217.246	0.030704	0.018966	1.497444	0.0284	138.251	0.047141	0.015946	1.65	0.026312
581	6/25/2009	219.191	0.008913	0.019115	1.509809	0.02886	142.938	0.03334	0.016478	1.65	0.027189
582	6/26/2009	218.665	-0.0024	0.019111	1.514675	0.028947	143.533	0.004154	0.016707	1.65	0.027566
583	6/29/2009	218.489	-0.00081	0.019119	1.510583	0.02888	143.731	0.001379	0.016705	1.65	0.027563
584	6/30/2009	217.84	-0.00297	0.018951	1.5093	0.028603	144.787	0.00732	0.016655	1.65	0.027481
585	7/1/2009	222.624	0.021723	0.018954	1.509097	0.028603	144.997	0.001449	0.016658	1.65	0.027486
586	7/2/2009	220.546	-0.00938	0.01903	1.51836	0.028895	143.092	-0.01323	0.016621	1.65	0.027424
587	7/3/2009	222.036	0.006733	0.019079	1.513829	0.028883	142.918	-0.00122	0.016692	1.65	0.027542
588	7/6/2009	218.591	-0.01564	0.019074	1.512522	0.028849	138.962	-0.02807	0.016691	1.65	0.027541
589	7/7/2009	223.975	0.024332	0.019165	1.51163	0.028971	144.469	0.038864	0.016945	1.65	0.02796
590	7/9/2009	224.009	0.000152	0.019265	1.521729	0.029316	145.398	0.00641	0.017271	1.65	0.028496
591	7/10/2009	224.595	0.002613	0.019269	1.519423	0.029278	144.684	-0.00492	0.017265	1.65	0.028488
592	7/13/2009	220.778	-0.01714	0.019251	1.514849	0.029163	142.128	-0.01782	0.017289	1.65	0.028526
593	7/14/2009	225.415	0.020785	0.019272	1.503902	0.028983	143.755	0.011382	0.017397	1.65	0.028704
594	7/15/2009	227.434	0.008917	0.019327	1.507119	0.029129	145.758	0.013837	0.017411	1.65	0.028728
595	7/16/2009	226.371	-0.00468	0.019288	1.513448	0.029192	146.062	0.002083	0.017417	1.65	0.028738
596	7/17/2009	225.975	-0.00175	0.019293	1.513158	0.029193	145.687	-0.00257	0.017417	1.65	0.028738
597	7/21/2009	227.922	0.008579	0.019196	1.51428	0.029068	148.281	0.017649	0.017422	1.65	0.028746
598	7/22/2009	228.129	0.000908	0.019137	1.520453	0.029097	148.347	0.000445	0.017429	1.65	0.028758
599	7/23/2009	230.672	0.011086	0.019112	1.514167	0.028938	150.801	0.016407	0.017391	1.65	0.028696
600	7/24/2009	231.729	0.004572	0.01907	1.521498	0.029015	153.568	0.018182	0.017324	1.65	0.028585
601	7/27/2009	233.116	0.005968	0.019065	1.523349	0.029043	153.532	-0.00023	0.017374	1.65	0.028666
602	7/28/2009	238.76	0.023923	0.019055	1.526626	0.029089	156.489	0.019077	0.017274	1.65	0.028502
603	7/29/2009	237.796	-0.00405	0.019142	1.536741	0.029417	156.398	-0.00058	0.01732	1.65	0.028578
604	7/30/2009	245.181	0.030584	0.018997	1.535144	0.029163	160.065	0.023176	0.017309	1.65	0.02856
605	7/31/2009	250.011	0.019508	0.019137	1.546583	0.029597	159.975	-0.00056	0.017405	1.65	0.028718
606	8/3/2009	247.374	-0.0106	0.01913	1.54631	0.029581	157.032	-0.01857	0.017412	1.65	0.02873
607	8/4/2009	251.789	0.01769	0.01919	1.543985	0.029629	158.666	0.010352	0.017493	1.65	0.028863
608	8/5/2009	247.785	-0.01603	0.019219	1.65	0.031712	155.993	-0.01699	0.017501	1.65	0.028877

No	Date	JAKTRAD Index					JAKPROP Index				
		PX_LAST	Return	Stdev	Alpha	VaR	PX_LAST	Return	Stdev	Alpha	VaR
609	8/6/2009	253.157	0.021448	0.019315	1.65	0.03187	157.224	0.00786	0.017615	1.65	0.029064
610	8/7/2009	256.493	0.013092	0.019363	1.65	0.031949	156.385	-0.00535	0.017616	1.65	0.029067
611	8/10/2009	259.715	0.012484	0.019365	1.65	0.031953	156.964	0.003696	0.01763	1.65	0.029089
612	8/11/2009	257.284	-0.0094	0.019378	1.65	0.031974	157.074	0.000701	0.017629	1.65	0.029088
613	8/12/2009	256.31	-0.00379	0.019407	1.65	0.032021	154.517	-0.01641	0.017572	1.65	0.028993
614	8/13/2009	260.185	0.015005	0.019359	1.65	0.031942	158.636	0.026308	0.017668	1.65	0.029152
615	8/14/2009	258.099	-0.00805	0.019375	1.65	0.031969	157.944	-0.00437	0.017792	1.65	0.029356
616	8/18/2009	251.296	-0.02671	0.019403	1.65	0.032016	154.651	-0.02107	0.017816	1.65	0.029396
617	8/19/2009	244.127	-0.02894	0.019663	1.65	0.032443	149.964	-0.03078	0.018003	1.65	0.029705
618	8/20/2009	255.491	0.045499	0.019797	1.65	0.032665	153.539	0.023559	0.018342	1.65	0.030264
619	8/21/2009	254.052	-0.00565	0.020196	1.65	0.033324	154.097	0.003628	0.018436	1.65	0.030419
620	8/24/2009	263.54	0.036666	0.020224	1.65	0.033369	157.245	0.020223	0.018435	1.65	0.030418
621	8/25/2009	262.591	-0.00361	0.02041	1.65	0.033677	157.007	-0.00151	0.018484	1.65	0.030498
622	8/26/2009	265.033	0.009257	0.020221	1.65	0.033365	157.359	0.002239	0.018446	1.65	0.030435
623	8/27/2009	263.422	-0.0061	0.02012	1.65	0.033198	157.538	0.001137	0.018443	1.65	0.030431
624	8/28/2009	263.382	-0.00015	0.020147	1.65	0.033242	164.519	0.043359	0.018446	1.65	0.030436
625	8/31/2009	259.85	-0.0135	0.020153	1.65	0.033252	157.959	-0.04069	0.018811	1.65	0.031039
626	9/1/2009	257.05	-0.01083	0.019877	1.65	0.032798	157.193	-0.00486	0.019343	1.65	0.031916
627	9/2/2009	252.874	-0.01638	0.01988	1.509149	0.030002	155.875	-0.00842	0.01936	1.65	0.031944
628	9/3/2009	257.991	0.020033	0.019967	1.65	0.032946	158.726	0.018125	0.019377	1.65	0.031971
629	9/4/2009	258.763	0.002988	0.019755	1.65	0.032596	157.348	-0.00872	0.019398	1.65	0.032006
630	9/7/2009	259.954	0.004592	0.018896	1.65	0.031179	159.87	0.015901	0.019328	1.65	0.031891
631	9/8/2009	264.067	0.015698	0.018877	1.65	0.031147	163.633	0.023265	0.019045	1.65	0.031425
632	9/9/2009	268.909	0.01817	0.01891	1.65	0.031201	163.722	0.000544	0.019133	1.65	0.031569
633	9/10/2009	272.935	0.014861	0.018736	1.65	0.030914	165.177	0.008848	0.019114	1.65	0.031539
634	9/11/2009	272.395	-0.00198	0.01873	1.65	0.030905	164.602	-0.00349	0.019083	1.65	0.031487
635	9/14/2009	265.83	-0.0244	0.018721	1.65	0.030889	161.942	-0.01629	0.019096	1.65	0.031508
636	9/15/2009	267.603	0.006648	0.018837	1.65	0.031081	162.38	0.002701	0.019201	1.65	0.031681
637	9/16/2009	273.69	0.022492	0.018641	1.65	0.030757	163.371	0.006084	0.019119	1.65	0.031546
638	9/17/2009	274.584	0.003261	0.018303	1.65	0.0302	163.567	0.001199	0.019035	1.65	0.031408
639	9/24/2009	276.541	0.007102	0.018296	1.65	0.030188	161.539	-0.01248	0.019036	1.65	0.03141
640	9/25/2009	275.013	-0.00554	0.018296	1.65	0.030189	160.006	-0.00954	0.019056	1.65	0.031443
641	9/28/2009	268.477	-0.02405	0.018323	1.65	0.030233	158.657	-0.00847	0.019014	1.65	0.031373
642	9/29/2009	274.361	0.02168	0.018267	1.65	0.030141	162.443	0.023583	0.018953	1.65	0.031273
643	9/30/2009	277.396	0.011001	0.017022	1.65	0.028086	162.285	-0.00097	0.018962	1.65	0.031287
644	10/1/2009	276.199	-0.00432	0.017012	1.65	0.028069	162.823	0.00331	0.018966	1.65	0.031294
645	10/2/2009	274.491	-0.0062	0.01702	1.65	0.028083	161.943	-0.00542	0.018809	1.65	0.031035
646	10/5/2009	276.926	0.008832	0.016859	1.65	0.027817	165.398	0.02111	0.018692	1.65	0.030842
647	10/6/2009	281.292	0.015643	0.016813	1.65	0.027741	166.185	0.004747	0.018747	1.65	0.030933
648	10/7/2009	276.008	-0.01896	0.016727	1.65	0.027599	163.389	-0.01697	0.018608	1.65	0.030704
649	10/8/2009	273.895	-0.00769	0.016822	1.65	0.027757	163.174	-0.00132	0.018677	1.65	0.030817
650	10/9/2009	274.224	0.0012	0.016731	1.65	0.027605	162.534	-0.00393	0.01865	1.65	0.030773
651	10/12/2009	274.041	-0.00067	0.016731	1.65	0.027606	162.742	0.001279	0.018579	1.65	0.030656
652	10/13/2009	274.812	0.002809	0.016431	1.65	0.027111	162.741	-6.1E-06	0.018523	1.65	0.030564
653	10/14/2009	279.023	0.015207	0.016367	1.65	0.027005	163.846	0.006767	0.018203	1.65	0.030035
654	10/15/2009	282.136	0.011095	0.016033	1.65	0.026454	165.375	0.009289	0.01776	1.65	0.029303
655	10/16/2009	283.814	0.00593	0.016017	1.65	0.026428	164.812	-0.00341	0.017582	1.65	0.029011
656	10/19/2009	281.127	-0.00951	0.015956	1.65	0.026327	162.804	-0.01226	0.017585	1.65	0.029015
657	10/20/2009	280.332	-0.00283	0.01593	1.65	0.026284	163.078	0.001682	0.017497	1.65	0.02887
658	10/21/2009	277.645	-0.00963	0.015872	1.65	0.026189	160.906	-0.01341	0.017451	1.65	0.028793
659	10/22/2009	269.627	-0.0293	0.015924	1.65	0.026275	157.952	-0.01853	0.017422	1.65	0.028747
660	10/23/2009	272.33	0.009975	0.016119	1.65	0.026597	159.219	0.007989	0.017418	1.65	0.02874
661	10/26/2009	273.315	0.00361	0.016054	1.65	0.026488	159.978	0.004756	0.017428	1.65	0.028756
662	10/27/2009	267.08	-0.02308	0.016003	1.65	0.026405	156.784	-0.02017	0.017428	1.65	0.028756
663	10/28/2009	256.563	-0.04017	0.016207	1.65	0.026742	149.793	-0.04561	0.01752	1.65	0.028908
664	10/29/2009	254.148	-0.00946	0.016368	1.65	0.027007	151.351	0.010347	0.018042	1.65	0.029769
665	10/30/2009	256.376	0.008728	0.016401	1.65	0.027062	153.985	0.017254	0.018065	1.65	0.029807
666	11/2/2009	253.509	-0.01125	0.016416	1.65	0.027087	155.084	0.007112	0.018109	1.65	0.029881
667	11/3/2009	249.171	-0.01726	0.016458	1.65	0.027155	151.772	-0.02159	0.018114	1.65	0.029887
668	11/4/2009	253.182	0.015969	0.016551	1.65	0.027309	154.499	0.017808	0.01758	1.65	0.029007
669	11/5/2009	249.815	-0.01339	0.016612	1.65	0.02741	153.908	-0.00383	0.017663	1.65	0.029143
670	11/6/2009	256.739	0.027339	0.01664	1.65	0.027456	156.206	0.014821	0.01761	1.65	0.029057
671	11/9/2009	263.219	0.024926	0.016579	1.65	0.027355	155.65	-0.00357	0.017202	1.65	0.028384
672	11/10/2009	254.89	-0.03215	0.016731	1.65	0.027606	153.155	-0.01616	0.017115	1.65	0.02824
673	11/11/2009	260.131	0.020353	0.017056	1.65	0.028143	154.873	0.011155	0.01716	1.65	0.028315
674	11/12/2009	257.668	-0.00951	0.016918	1.65	0.027914	153.806	-0.00691	0.017099	1.65	0.028213
675	11/13/2009	256.375	-0.00503	0.016885	1.65	0.027861	152.959	-0.00552	0.016942	1.65	0.027955
676	11/16/2009	263.478	0.027329	-0.016746	1.65	0.027631	151.312	-0.01083	0.016954	1.65	0.027974
677	11/17/2009	262.318	-0.00441	0.01675	1.65	0.027638	152.202	0.005865	0.016731	1.65	0.027606
678	11/18/2009	261.252	-0.00407	0.016586	1.65	0.027366	151.376	-0.00544	0.016645	1.65	0.027464
679	11/19/2009	262.273	0.0039	0.016367	1.65	0.027006	150.404	-0.00644	0.016518	1.65	0.027255
680	11/20/2009	264.135	0.007074	0.016037	1.65	0.02646	153.949	0.023296	0.015868	1.65	0.026183
681	11/23/2009	261.77	-0.00899	0.015784	1.65	0.026044	153.951	1.3E-05	0.015343	1.65	0.025316
682	11/24/2009	259.283	-0.00955	0.015806	1.65	0.02608	150.847	-0.02037	0.014993	1.65	0.024739
683	11/25/2009	257.024	-0.00875	0.015841	1.65	0.026138	148.965	-0.01255	0.015137	1.65	0.024976
684	11/26/2009	247.581	-0.03743	0.015874	1.65	0.026192	144.656	-0.02935	0.015193	1.65	0.025068

No	Date	JAKTRAD Index					JAKPROP Index				
		PX_LAST	Return	Stdev	Alpha	VaR	PX_LAST	Return	Stdev	Alpha	VaR
685	11/30/2009	248.474	0.0036	0.016342	1.65	0.026964	143.635	-0.00708	0.015463	1.65	0.025514
686	12/1/2009	250.724	0.009015	0.016213	1.65	0.026751	147.194	0.024476	0.015479	1.65	0.02554
687	12/2/2009	253.937	0.012733	0.016197	1.65	0.026725	147.078	-0.00079	0.015614	1.65	0.025763
688	12/3/2009	255.244	0.005134	0.016229	1.65	0.026777	147.708	0.004274	0.015614	1.65	0.025763
689	12/4/2009	255.4	0.000611	0.016142	1.65	0.026634	147.95	0.001637	0.015353	1.65	0.025333
690	12/7/2009	253.909	-0.00586	0.015977	1.65	0.026362	145.503	-0.01668	0.01486	1.65	0.024518
691	12/8/2009	251.624	-0.00904	0.015993	1.65	0.026388	144.887	-0.00424	0.014942	1.65	0.024654
692	12/9/2009	256.534	0.019325	0.016025	1.65	0.026441	145.099	0.001462	0.01494	1.65	0.024651
693	12/10/2009	258.137	0.006229	0.01602	1.65	0.026433	145.293	0.001336	0.014831	1.65	0.024472
694	12/11/2009	260.616	0.009558	0.015909	1.65	0.026249	146.856	0.0107	0.014789	1.65	0.024401
695	12/14/2009	259.699	-0.00352	0.015912	1.65	0.026255	145.707	-0.00785	0.014763	1.65	0.024358
696	12/15/2009	258.093	-0.0062	0.015908	1.65	0.026248	145.395	-0.00214	0.014782	1.65	0.024391
697	12/16/2009	266.509	0.032088	0.015923	1.65	0.026273	147.184	0.012229	0.014782	1.65	0.02439
698	12/17/2009	267.771	0.004724	0.016202	1.65	0.026733	144.284	-0.0199	0.014726	1.65	0.024298
699	12/21/2009	259.583	-0.03106	0.016205	1.65	0.026738	141.698	-0.01809	0.014859	1.65	0.024517
700	12/22/2009	261.967	0.009142	0.016501	1.65	0.027227	141.917	0.001544	0.014868	1.65	0.024532
701	12/23/2009	262.625	0.002509	0.016517	1.65	0.027253	142.132	0.001514	0.014748	1.65	0.024334
702	12/28/2009	267.215	0.017326	0.016511	1.65	0.027242	143.124	0.006955	0.01475	1.65	0.024337
703	12/29/2009	271.506	0.015931	0.016432	1.65	0.027113	145.499	0.016458	0.014634	1.65	0.024147
704	12/30/2009	275.758	0.015539	0.01649	1.65	0.027208	146.8	0.008902	0.014737	1.65	0.024316
705	1/4/2010	278.418	0.0096	0.016287	1.65	0.026874	145.814	-0.00674	0.014571	1.65	0.024042
706	1/5/2010	283.621	0.018515	0.016205	1.65	0.026738	148.077	0.015401	0.014583	1.65	0.024062
707	1/6/2010	284.126	0.001779	0.016254	1.65	0.026819	147.872	-0.00139	0.014564	1.65	0.02403
708	1/7/2010	281.308	-0.00997	0.01617	1.65	0.026681	148.368	0.003349	0.014522	1.65	0.023961
709	1/8/2010	287.02	0.020102	0.016116	1.65	0.026592	150.373	0.013423	0.014433	1.65	0.023815
710	1/11/2010	293.986	0.02398	0.0161	1.65	0.026565	151.049	0.004485	0.014477	1.65	0.023887
711	1/12/2010	301.368	0.0248	0.016217	1.65	0.026758	154.291	0.021236	0.014476	1.65	0.023886
712	1/13/2010	299.941	-0.00475	0.016349	1.65	0.026976	153.8	-0.00319	0.014631	1.65	0.024142
713	1/14/2010	305.967	0.019891	0.016324	1.65	0.026935	155.478	0.010851	0.014634	1.65	0.024146
714	1/15/2010	306.985	0.003322	0.016418	1.65	0.027089	154.263	-0.00785	0.014583	1.65	0.024062
715	1/18/2010	308.422	0.00467	0.016364	1.65	0.027	153.603	-0.00429	0.01436	1.65	0.023695
716	1/19/2010	311.575	0.010171	0.016337	1.65	0.026956	154.039	0.002834	0.01436	1.65	0.023694
717	1/20/2010	307.732	-0.01241	0.016102	1.65	0.026568	153.316	-0.0047	0.014209	1.724958	0.02451
718	1/21/2010	304.052	-0.01203	0.015863	1.65	0.026173	152.777	-0.00352	0.013874	1.715202	0.023797
719	1/22/2010	301.174	-0.00951	0.015314	1.65	0.025269	152.985	0.001361	0.013677	1.715463	0.023463
720	1/25/2010	297.343	-0.0128	0.015338	1.65	0.025308	155.653	0.017289	0.013673	1.714142	0.023437
721	1/26/2010	298.636	0.004339	0.014993	1.65	0.024738	152.326	-0.02161	0.013632	1.716455	0.023399
722	1/27/2010	297.242	-0.00468	0.014988	1.65	0.02473	152.123	-0.00133	0.0138	1.712479	0.023632
723	1/28/2010	302.701	0.018199	0.014978	1.65	0.024714	155.552	0.022291	0.013798	1.710284	0.023599
724	1/29/2010	299.438	-0.01084	0.015056	1.65	0.024843	153.491	-0.01334	0.013982	1.708683	0.02389
725	2/1/2010	297.162	-0.00763	0.015105	1.65	0.024923	154.35	0.005581	0.013335	1.784716	0.0238
726	2/2/2010	296.377	-0.00265	0.015058	1.65	0.024846	155.557	0.007789	0.012722	1.65	0.020991
727	2/3/2010	298.052	0.005636	0.015014	1.65	0.024773	158.252	0.017176	0.012738	1.65	0.021018
728	2/4/2010	297.295	-0.00254	0.014911	1.65	0.024603	157.72	-0.00337	0.012827	1.65	0.021164
729	2/5/2010	290.572	-0.02287	0.0148	1.65	0.024421	155.122	-0.01661	0.012702	1.65	0.020958
730	2/8/2010	283.438	-0.02486	0.014997	1.65	0.024746	152.322	-0.01822	0.01278	1.65	0.021088
731	2/9/2010	285.48	0.007179	0.015217	1.65	0.025108	153.914	0.010397	0.012803	1.65	0.021125
732	2/10/2010	288.627	0.010963	0.015157	1.65	0.025008	153.003	-0.00594	0.012625	1.65	0.020832
733	2/11/2010	288.557	-0.00024	0.01509	1.65	0.024899	151.377	-0.01068	0.012636	1.65	0.020849
734	2/12/2010	291.859	0.011378	0.015022	1.65	0.024787	153.838	0.016127	0.012638	1.65	0.020853
735	2/15/2010	290.525	-0.00458	0.015059	1.65	0.024847	153.601	-0.00154	0.012749	1.65	0.021036
736	2/16/2010	294.24	0.012706	0.014855	1.65	0.02451	154.7	0.007129	0.012651	1.65	0.020875
737	2/17/2010	296.957	0.009192	0.014891	1.65	0.024569	155.037	0.002176	0.012671	1.65	0.020907
738	2/18/2010	298.378	0.004774	0.014755	1.65	0.024346	154.797	-0.00155	0.012656	1.65	0.020883
739	2/19/2010	299.303	0.003095	0.014758	1.65	0.024351	153.835	-0.00623	0.012655	1.65	0.020881
740	2/22/2010	299.125	-0.00059	0.014747	1.65	0.024332	153.85	9.75E-05	0.012611	1.65	0.020809
741	2/23/2010	306.126	0.023135	0.014733	1.65	0.02431	154.688	0.005432	0.012578	1.65	0.020754
742	2/24/2010	306.245	0.000389	0.014684	1.65	0.024228	153.97	-0.00465	0.012565	1.65	0.020732
743	2/25/2010	304.357	-0.00618	0.014539	1.65	0.023989	150.231	-0.02458	0.012339	1.778799	0.021949
744	3/1/2010	303.882	-0.00156	0.014522	1.65	0.023962	150.188	-0.00029	0.012571	1.65	0.020743
745	3/2/2010	303.74	-0.00047	0.014515	1.65	0.023949	151.537	0.008942	0.012565	1.65	0.020732
746	3/3/2010	301.484	-0.00746	0.014498	1.65	0.023921	151.345	-0.00127	0.012593	1.65	0.020779
747	3/4/2010	300.692	-0.00263	0.0145	1.65	0.023926	151.711	0.002415	0.0124	1.787689	0.022167
748	3/5/2010	302.365	0.005548	0.014427	1.65	0.023805	151.791	0.000527	0.012391	1.786563	0.022138
749	3/8/2010	306.437	0.013377	0.014298	1.65	0.023591	152.587	0.00523	0.012285	1.795942	0.022064
750	3/9/2010	308.465	0.006596	0.014325	1.65	0.023636	154.853	0.014741	0.0123	1.799708	0.022136
751	3/10/2010	310.028	0.005054	0.014335	1.65	0.023653	155.274	0.002715	0.012391	1.803802	0.022351
752	3/11/2010	316.55	0.020819	0.014339	1.65	0.02366	156.325	0.006746	0.012394	1.804656	0.022367
753	3/12/2010	316.632	0.000259	0.014472	1.65	0.023879	157.15	0.005264	0.012415	1.808011	0.022446
754	3/15/2010	316.414	-0.00069	0.014405	1.65	0.023768	157.723	0.00364	0.012407	1.807547	0.022426
755	3/17/2010	326.051	0.030002	0.014372	1.65	0.023714	160.63	0.018263	0.012375	1.806117	0.022351
756	3/18/2010	326.041	-3.1E-05	0.014652	1.65	0.024175	160.762	0.000821	0.012512	1.806213	0.0226
757	3/19/2010	324.189	-0.0057	0.014611	1.65	0.024108	162.722	0.012118	0.012454	1.814906	0.022603
758	3/22/2010	318.998	-0.01614	0.014622	1.65	0.024127	160.182	-0.01573	0.012513	1.817086	0.022737
759	3/23/2010	320.278	0.004005	0.014687	1.65	0.024233	160.12	-0.00039	0.01254	1.816581	0.02278
760	3/24/2010	327.137	0.02119	0.014358	1.65	0.02369	162.495	0.014724	0.0124	1.825285	0.022634

No	Date	JAKTRAD Index					JAKPROP Index				
		PX_LAST	Return	Stdev	Alpha	VaR	PX_LAST	Return	Stdev	Alpha	VaR
761	3/25/2010	334.637	0.022667	0.014466	1.65	0.023869	163.155	0.004053	0.012462	1.823447	0.022723
762	3/26/2010	333.567	-0.0032	0.014614	1.65	0.024114	166.453	0.020012	0.012459	1.823115	0.022714
763	3/29/2010	332.142	-0.00428	0.014403	1.65	0.023765	166.439	-8.4E-05	0.012444	1.827179	0.022737
764	3/30/2010	332.061	-0.00024	0.013769	1.65	0.022719	168.05	0.009633	0.011536	1.65	0.019034
765	3/31/2010	327.716	-0.01317	0.013719	1.65	0.022636	166.378	-0.01	0.01153	1.65	0.019024
766	4/1/2010	330.635	0.008868	0.013796	1.65	0.022763	170.798	0.026219	0.011465	1.65	0.018917
767	4/5/2010	344.766	0.041851	0.01374	1.65	0.022672	173.228	0.014127	0.011728	1.65	0.019351
768	4/6/2010	344.319	-0.0013	0.014141	1.65	0.023332	171.351	-0.01089	0.011577	1.65	0.019102
769	4/7/2010	345.379	0.003074	0.014089	1.65	0.023247	174.397	0.01762	0.01152	1.65	0.019007
770	4/8/2010	340.792	-0.01337	0.013991	1.65	0.023084	173.535	-0.00496	0.011627	1.65	0.019185
771	4/9/2010	341	0.00061	0.013874	1.65	0.022892	173.73	0.001123	0.011562	1.65	0.019078
772	4/12/2010	345.433	0.012916	0.013695	1.65	0.022596	172.962	-0.00443	0.011553	1.65	0.019062
773	4/13/2010	347.782	0.006777	0.013275	1.65	0.021904	170.931	-0.01181	0.011435	1.65	0.018867
774	4/14/2010	350.556	0.007945	0.013165	1.65	0.021722	174.914	0.023034	0.011464	1.65	0.018915
775	4/15/2010	352.027	0.004187	0.013114	1.65	0.021639	175.916	0.005712	0.011645	1.65	0.019214
776	4/16/2010	350.766	-0.00359	0.013089	1.65	0.021597	176.32	0.002294	0.011633	1.65	0.019194
777	4/19/2010	346.066	-0.01349	0.012876	1.65	0.021246	173.874	-0.01397	0.011567	1.65	0.019086
778	4/20/2010	350.721	0.013362	0.01296	1.65	0.021384	177.02	0.017932	0.011662	1.65	0.019242
779	4/21/2010	350.788	0.000191	0.012984	1.65	0.021424	178.135	0.006279	0.011759	1.65	0.019402
780	4/22/2010	349.951	-0.00239	0.012987	1.65	0.021428	179.632	0.008369	0.01174	1.65	0.019371
781	4/23/2010	353.759	0.010823	0.01299	1.65	0.021434	179.475	-0.00087	0.011556	1.65	0.019067
782	4/26/2010	356.003	0.006323	0.01296	1.65	0.021383	179.652	0.000986	0.011557	1.65	0.01907
783	4/27/2010	355.065	-0.00264	0.012901	1.65	0.021287	180.62	0.005374	0.011344	1.65	0.018718
784	4/28/2010	352.112	-0.00835	0.012859	1.65	0.021217	179.308	-0.00729	0.011257	1.65	0.018574
785	4/29/2010	351.154	-0.00272	0.012244	1.65	0.020202	182.111	0.015511	0.010847	1.65	0.017897
786	4/30/2010	348.994	-0.00617	0.01226	1.65	0.020229	182.123	6.59E-05	0.010888	1.65	0.017964
787	5/3/2010	346.354	-0.00759	0.012284	1.65	0.020269	180.457	-0.00919	0.010658	1.65	0.017586
788	5/4/2010	351.638	0.015141	0.012295	1.65	0.020287	177.389	-0.01715	0.010714	1.65	0.017679
789	5/5/2010	341.019	-0.03066	0.012352	1.65	0.020381	168.864	-0.04925	0.010882	1.65	0.017956
790	5/6/2010	337.29	-0.011	0.012806	1.65	0.02113	167.392	-0.00876	0.012022	1.861257	0.022375
791	5/7/2010	328.588	-0.02614	0.012852	1.65	0.021205	161.839	-0.03374	0.011928	1.863787	0.02223
792	5/10/2010	343.895	0.045532	0.013122	1.65	0.021652	168.444	0.040001	0.012423	1.884342	0.023409
793	5/11/2010	338.082	-0.01705	0.013707	1.65	0.022617	167.703	-0.00441	0.013018	1.801563	0.023452
794	5/12/2010	338.002	-0.00024	0.013847	1.65	0.022848	168.932	0.007302	0.013031	1.797552	0.023424
795	5/14/2010	336.514	-0.00441	0.013833	1.65	0.022824	169.525	0.003504	0.013011	1.796758	0.023378
796	5/17/2010	333.433	-0.0092	0.013837	1.65	0.022831	166.545	-0.01773	0.012979	1.804355	0.023418
797	5/18/2010	327.416	-0.01821	0.01386	1.65	0.022868	167.57	0.006136	0.013116	1.798417	0.023588
798	5/19/2010	314.363	-0.04068	0.013689	1.65	0.022587	161.883	-0.03453	0.013079	1.797176	0.023506
799	5/20/2010	306.438	-0.02553	0.014337	1.65	0.023657	158.938	-0.01836	0.013397	1.821697	0.024405
800	5/21/2010	300.54	-0.01943	0.01422	1.65	0.023464	152.353	-0.04231	0.013401	1.821739	0.024413
801	5/24/2010	293.443	-0.0239	0.014355	1.65	0.023686	149.32	-0.02011	0.014088	1.856443	0.026153
802	5/25/2010	285.418	-0.02773	0.014575	1.65	0.024049	141.887	-0.05106	0.01424	1.845838	0.026285
803	5/26/2010	301.423	0.05456	0.014764	1.65	0.02436	150.113	0.056357	0.015128	1.895681	0.028679
804	5/27/2010	307.676	0.020533	0.015647	1.520221	0.023786	150.977	0.005739	0.016066	1.753428	0.028171
805	5/31/2010	316.451	0.028121	0.015701	1.521044	0.023882	154.504	0.023092	0.016052	1.752327	0.028129
806	6/1/2010	308.393	-0.02579	0.01591	1.522301	0.02422	152.093	-0.01573	0.016197	1.757172	0.028461
807	6/2/2010	308.375	-5.8E-05	0.016042	1.519128	0.02437	151.706	-0.00255	0.016209	1.745517	0.028292
808	6/3/2010	316.824	0.02703	0.016042	1.518137	0.024354	155.462	0.024457	0.01621	1.74488	0.028285
809	6/4/2010	318.623	0.005662	0.016216	1.528934	0.024794	156.024	0.003609	0.016387	1.743619	0.028573
810	6/7/2010	312.361	-0.01985	0.01611	1.523419	0.024542	151.939	-0.02653	0.016338	1.740698	0.02844
811	6/8/2010	313.897	0.004905	0.016076	1.513868	0.024337	153.211	0.008337	0.016552	1.733556	0.028694
812	6/9/2010	315.105	0.003841	0.015896	1.508566	0.02398	156.165	0.019097	0.016435	1.73442	0.028506
813	6/10/2010	312.958	-0.00684	0.015891	1.512983	0.024042	158.888	0.017286	0.016543	1.739886	0.028784
814	6/11/2010	317.984	0.015932	0.015786	1.50127	0.023698	159.8	0.005723	0.016598	1.739934	0.028879
815	6/14/2010	321.44	0.01081	0.015861	1.507448	0.023909	161.391	0.009907	0.016587	1.746755	0.028973
816	6/15/2010	318.787	-0.00829	0.015889	1.510793	0.024006	160.618	-0.0048	0.016607	1.753175	0.029116
817	6/16/2010	320.197	0.004413	0.015882	1.501695	0.02385	161.814	0.007419	0.016614	1.749175	0.029061
818	6/17/2010	321.3	0.003439	0.015836	1.508054	0.023882	163.749	0.011887	0.016621	1.75507	0.02917
819	6/18/2010	322.935	0.005076	0.015789	1.513818	0.023901	165.343	0.009687	0.016654	1.761484	0.029336
820	6/21/2010	326.083	0.009701	0.015762	1.520312	0.023964	166.921	0.009499	0.016678	1.764865	0.029435
821	6/22/2010	324.206	-0.00577	0.015728	1.529463	0.024056	166.315	-0.00364	0.016618	1.76449	0.029323
822	6/23/2010	325.51	0.004014	0.015739	1.524392	0.023992	165.867	-0.0027	0.016471	1.769844	0.029151
823	6/24/2010	324.328	-0.00364	0.015732	1.528866	0.024052	163.903	-0.01191	0.016474	1.769098	0.029143
824	6/25/2010	326.289	0.006028	0.015641	1.51866	0.023753	164.616	0.004341	0.016379	1.761002	0.028843
825	6/28/2010	325.063	-0.00376	0.015606	1.525846	0.023812	164.767	0.000917	0.016323	1.769698	0.028887
826	6/29/2010	317.799	-0.0226	0.01559	1.527204	0.023809	160.572	-0.02579	0.016316	1.767465	0.028838
827	6/30/2010	317.02	-0.00245	0.015762	1.529857	0.024114	163.384	0.017361	0.016512	1.757931	0.029027
828	7/1/2010	312.76	-0.01353	0.015757	1.525415	0.024036	159.761	-0.02242	0.016514	1.757887	0.029029
829	7/2/2010	312.183	-0.00185	0.015818	1.522887	0.024089	160.824	0.006632	0.016666	1.752435	0.029206
830	7/5/2010	312.978	0.002543	0.015643	1.520483	0.023784	160.602	-0.00138	0.016592	1.762767	0.029248
831	7/6/2010	316.271	0.010467	0.015429	1.517113	0.023407	160.776	0.001083	0.016487	1.769615	0.029175
832	7/7/2010	314.015	-0.00716	0.015445	1.518904	0.02346	159.581	-0.00746	0.016457	1.766	0.029063
833	7/8/2010	316.99	0.009429	0.015434	1.50966	0.0233	163.149	0.022112	0.016463	1.765211	0.029061
834	7/9/2010	316.994	1.26E-05	0.015457	1.515212	0.023421	162.344	-0.00495	0.016566	1.772795	0.029369
835	7/12/2010	317.546	0.00174	0.015422	1.508797	0.023268	163.109	0.004701	0.016503	1.765647	0.029138
836	7/13/2010	317.965	0.001319	0.015412	1.511961	0.023303	162.864	-0.0015	0.016506	1.768787	0.029196

No	Date	JAKTRAD Index					JAKPROP Index				
		PX_LAST	Return	Stdev	Alpha	VaR	PX_LAST	Return	Stdev	Alpha	VaR
837	7/14/2010	319.84	0.00588	0.015366	1.505623	0.023135	164.586	0.010518	0.016495	1.764701	0.029108
838	7/15/2010	318.898	-0.00295	0.015351	1.503712	0.023084	163.214	-0.00837	0.016524	1.767813	0.029211
839	7/16/2010	318.603	-0.00093	0.01535	1.499419	0.023016	162.641	-0.00352	0.016547	1.764211	0.029193
840	7/19/2010	318.3	-0.00095	0.015349	1.497132	0.022979	161.621	-0.00629	0.016538	1.765663	0.029201
841	7/20/2010	321.043	0.008581	0.015349	1.496943	0.022977	162.456	0.005153	0.016552	1.762232	0.029169
842	7/21/2010	324.48	0.010649	0.015202	1.49321	0.0227	163.86	0.008605	0.016551	1.762115	0.029165
843	7/22/2010	321.749	-0.00845	0.015236	1.499219	0.022842	162.877	-0.00602	0.016563	1.768381	0.029289
844	7/23/2010	327.229	0.016888	0.015248	1.498634	0.022851	165.153	0.013877	0.016381	1.771765	0.029022
845	7/26/2010	324.613	-0.00803	0.015333	1.508038	0.023123	163.285	-0.01138	0.016432	1.776616	0.029194
846	7/27/2010	325.762	0.003533	0.015358	1.505	0.023114	163.152	-0.00081	0.016458	1.766893	0.029079
847	7/28/2010	326.784	0.003132	0.015339	1.5102	0.023164	166.295	0.019081	0.016457	1.767139	0.029083
848	7/29/2010	330.783	0.012163	0.015336	1.513352	0.023209	167.203	0.005445	0.016558	1.769769	0.029305
849	7/30/2010	329.671	-0.00337	0.015371	1.516919	0.023317	168.259	0.006296	0.016565	1.772146	0.029355
850	8/2/2010	326.105	-0.01088	0.015325	1.507891	0.023108	168.356	0.000576	0.016568	1.772587	0.029368
851	8/3/2010	318.858	-0.02247	0.015357	1.50035	0.023041	166.215	-0.0128	0.016509	1.768154	0.029191
852	8/4/2010	319.266	0.001279	0.015521	1.499292	0.023271	165.939	-0.00166	0.016564	1.760505	0.029162
853	8/5/2010	327.029	0.024024	0.015383	1.491116	0.022937	168.599	0.015903	0.016555	1.756455	0.029077
854	8/6/2010	325.769	-0.00386	0.015568	1.499336	0.023341	169.21	0.003617	0.016619	1.758553	0.029225
855	8/9/2010	327.39	0.004964	0.015573	1.497783	0.023325	170.749	0.009054	0.016619	1.758542	0.029225
856	8/10/2010	325.926	-0.00448	0.015289	1.496275	0.022877	170.184	-0.00331	0.016546	1.758275	0.029092
857	8/11/2010	324.579	-0.00414	0.015296	1.494033	0.022853	169.33	-0.00503	0.016551	1.75606	0.029064
858	8/12/2010	324.661	0.000253	0.015291	1.494666	0.022855	169.025	-0.0018	0.016518	1.748802	0.028888
859	8/13/2010	325.487	0.002541	0.015204	1.497813	0.022772	169.343	0.00188	0.01644	1.754819	0.028849
860	8/16/2010	325.931	0.001363	0.015201	1.496924	0.022754	168.815	-0.00312	0.01644	1.756005	0.028869
861	8/18/2010	324.377	-0.00478	0.015052	1.488892	0.022411	170.33	0.008934	0.016381	1.749632	0.028661
862	8/19/2010	323.961	-0.00128	0.014883	1.477821	0.021995	169.675	-0.00385	0.0164	1.751494	0.028724
863	8/20/2010	323.639	-0.00099	0.014881	1.478829	0.022006	170.265	0.003471	0.016285	1.746086	0.028435
864	8/23/2010	325.276	0.005045	0.014875	1.480504	0.022023	171.752	0.008696	0.016288	1.747894	0.02847
865	8/24/2010	323.458	-0.0056	0.014885	1.483771	0.022086	170.517	-0.00722	0.016283	1.747641	0.028457
866	8/25/2010	324.942	0.004577	0.014838	1.484782	0.02203	171.765	0.007292	0.016268	1.748953	0.028452
867	8/26/2010	325.215	0.00084	0.014817	1.482162	0.021962	173.03	0.007338	0.016072	1.754486	0.028197
868	8/27/2010	323.116	-0.00648	0.014197	1.509765	0.021434	170.484	-0.01482	0.016026	1.753416	0.0281
869	8/30/2010	321.552	-0.00485	0.014209	1.507175	0.021416	171.086	0.003525	0.016058	1.752066	0.028134
870	8/31/2010	320.062	-0.00464	0.01421	1.502511	0.021351	170.904	-0.00106	0.015962	1.750179	0.027937
871	9/1/2010	326.213	0.019036	0.014159	1.504202	0.021297	171.505	0.00351	0.015955	1.752344	0.027959
872	9/2/2010	326.252	0.00012	0.014294	1.511883	0.021611	168.891	-0.01536	0.015959	1.753534	0.027985
873	9/3/2010	333.499	0.02197	0.01423	1.504648	0.021412	168.966	0.000444	0.016026	1.748782	0.028026
874	9/6/2010	345.329	0.034858	0.01439	1.507752	0.021696	169.968	0.005913	0.015984	1.755105	0.028053
875	9/7/2010	352.878	0.021625	0.014794	1.495848	0.022129	169.316	-0.00384	0.015824	1.757915	0.027817
876	9/15/2010	360.815	0.022243	0.014947	1.501712	0.022447	175.796	0.037557	0.015816	1.753036	0.027726
877	9/16/2010	356.334	-0.0125	0.015107	1.511843	0.022839	177.206	0.007989	0.016263	1.726554	0.02808
878	9/17/2010	365.216	0.02462	0.015098	1.511725	0.022824	184.348	0.039512	0.016221	1.736666	0.028171
879	9/20/2010	362.932	-0.00627	0.015238	1.51187	0.023037	182.962	-0.00755	0.016599	1.706951	0.028334
880	9/21/2010	361.473	-0.00403	0.015252	1.508842	0.023013	183.882	0.005016	0.016607	1.70011	0.028234
881	9/22/2010	359.764	-0.00474	0.015256	1.508071	0.023007	182.65	-0.00672	0.016594	1.698751	0.028189
882	9/23/2010	360.862	0.003047	0.015227	1.499479	0.022833	181.405	-0.00684	0.016608	1.695791	0.028164
883	9/24/2010	363.937	0.008485	0.015218	1.497496	0.022788	184.303	0.015849	0.016623	1.691815	0.028123
884	9/27/2010	366.531	0.007102	0.015238	1.503923	0.022916	186.745	0.013163	0.016689	1.694392	0.028278
885	9/28/2010	371.131	0.012472	0.015228	1.511636	0.023019	188.215	0.007841	0.016722	1.703102	0.028479
886	9/29/2010	377.783	0.017765	0.015272	1.519985	0.023214	190.761	0.013436	0.016669	1.701532	0.028363
887	9/30/2010	377.096	-0.00182	0.015353	1.531174	0.023508	192.768	0.010466	0.016721	1.706576	0.028535
888	10/1/2010	382.921	0.015329	0.015332	1.533482	0.023511	193.282	0.002663	0.016722	1.715558	0.028687
889	10/4/2010	389.239	0.016365	0.015334	1.533534	0.023515	196.786	0.017967	0.016626	1.723429	0.028653
890	10/5/2010	391.811	0.006586	0.015077	1.52468	0.022987	206.653	0.048924	0.015923	1.6757	0.026683
891	10/6/2010	389.513	-0.00588	0.015034	1.532006	0.023032	206.76	0.000518	0.016578	1.634109	0.02709
892	10/7/2010	388.782	-0.00188	0.014792	1.519338	0.022474	206.078	-0.0033	0.016179	1.619546	0.026203
893	10/8/2010	384.286	-0.01163	0.014118	1.557883	0.021994	205.985	-0.00045	0.015737	1.632822	0.025696
894	10/11/2010	386.398	0.005481	0.014057	1.55585	0.021871	206.646	0.003204	0.015726	1.634776	0.025708
895	10/12/2010	385.221	-0.00305	0.014063	1.559396	0.021929	206.256	-0.00189	0.015718	1.632602	0.02566

No	Date	JAKAGRI Index				
		PX_LAST	Return	Stdev	Alpha	VaR
1	2/2/2007	1168.823				
2	2/5/2007	1179.512	0.009104			
3	2/6/2007	1176.074	-0.00292			
4	2/7/2007	1176.45	0.00032			
5	2/8/2007	1177.458	0.000856			
6	2/9/2007	1189.407	0.010097			
7	2/12/2007	1165.195	-0.02057			
8	2/13/2007	1153.899	-0.00974			
9	2/14/2007	1166.492	0.010854			
10	2/15/2007	1222.722	0.047079			
11	2/16/2007	1230.798	0.006583			
12	2/19/2007	1236.024	0.004237			
13	2/20/2007	1238.776	0.002224			
14	2/21/2007	1242.041	0.002632			
15	2/22/2007	1256.8	0.011813			
16	2/23/2007	1250.228	-0.00524			
17	2/26/2007	1246.426	-0.00305			
18	2/27/2007	1222.218	-0.01961			
19	2/28/2007	1195.183	-0.02237			
20	3/1/2007	1204.044	0.007387			
21	3/2/2007	1193.079	-0.00915			
22	3/5/2007	1137.441	-0.04776			
23	3/6/2007	1155.959	0.016149			
24	3/7/2007	1170.485	0.012488			
25	3/8/2007	1182.323	0.010063			
26	3/9/2007	1167.309	-0.01278			
27	3/12/2007	1181.652	0.012212			
28	3/13/2007	1180.208	-0.00122			
29	3/14/2007	1152.178	-0.02404			
30	3/15/2007	1158.713	0.005656			
31	3/16/2007	1153.191	-0.00478			
32	3/20/2007	1141.886	-0.00985			
33	3/21/2007	1166.072	0.02096			
34	3/22/2007	1183.084	0.014484			
35	3/23/2007	1183.377	0.000248			
36	3/26/2007	1219.117	0.029755			
37	3/27/2007	1217.12	-0.00164			
38	3/28/2007	1203.945	-0.01088			
39	3/29/2007	1220.74	0.013854			
40	3/30/2007	1221.733	0.000813			
41	4/2/2007	1262.618	0.032917			
42	4/3/2007	1298.108	0.02772			
43	4/4/2007	1316.448	0.014029			
44	4/5/2007	1304.285	-0.00928			
45	4/9/2007	1322.336	0.013745			
46	4/10/2007	1342.41	0.015067			
47	4/11/2007	1319.339	-0.01734			
48	4/12/2007	1351.809	0.024313			
49	4/13/2007	1352.337	0.000391			
50	4/16/2007	1375.613	0.017065			
51	4/17/2007	1403.576	0.020124			
52	4/18/2007	1398.836	-0.00338			
53	4/19/2007	1359.95	-0.02819			
54	4/20/2007	1377.951	0.01315			
55	4/23/2007	1404.075	0.018781			
56	4/24/2007	1433.397	0.020668			
57	4/25/2007	1454.762	0.014795			
58	4/26/2007	1532.836	0.052277			
59	4/27/2007	1571.844	0.02513			
60	4/30/2007	1661.521	0.055484			
61	5/1/2007	1671.074	0.005733			
62	5/2/2007	1663.816	-0.00435			
63	5/3/2007	1695.578	0.01891			
64	5/4/2007	1643.583	-0.03115			
65	5/7/2007	1624.54	-0.01165			
66	5/8/2007	1608.642	-0.00983			
67	5/9/2007	1608.223	-0.00026			
68	5/10/2007	1609.7	0.000918			

No	Date	JAKAGRI Index				
		PX_LAST	Return	Stdev	Alpha	VaR
69	5/11/2007	1615.38	0.003522			
70	5/14/2007	1674.195	0.035762			
71	5/15/2007	1666.796	-0.00443			
72	5/16/2007	1645.114	-0.01309			
73	5/21/2007	1651.536	0.003957			
74	5/22/2007	1659.811	0.004937			
75	5/23/2007	1700.969	0.024494			
76	5/24/2007	1688.909	-0.00712			
77	5/25/2007	1699.386	0.006184			
78	5/28/2007	1720	0.012057			
79	5/29/2007	1724.239	0.002462			
80	5/30/2007	1759.345	0.020156			
81	5/31/2007	1772.364	0.007373			
82	6/4/2007	1817.49	0.025142			
83	6/5/2007	1782.884	-0.01922			
84	6/6/2007	1771.647	-0.00632			
85	6/7/2007	1779.576	0.004466			
86	6/8/2007	1760.667	-0.01068			
87	6/11/2007	1758.906	-0.001			
88	6/12/2007	1740.869	-0.01031			
89	6/13/2007	1744.612	0.002148			
90	6/14/2007	1707.477	-0.02152			
91	6/15/2007	1685.524	-0.01294			
92	6/18/2007	1701.9	0.009669			
93	6/19/2007	1708.968	0.004144			
94	6/20/2007	1745.44	0.021117			
95	6/21/2007	1727.552	-0.0103			
96	6/22/2007	1729.312	0.001018			
97	6/25/2007	1720.462	-0.00513			
98	6/26/2007	1717.369	-0.0018			
99	6/27/2007	1682.775	-0.02035			
100	6/28/2007	1657.415	-0.01519			
101	6/29/2007	1680.12	0.013606			
102	7/2/2007	1693.233	0.007774	0.017153	1.65	0.028303
103	7/3/2007	1745.75	0.030545	0.01715	1.65	0.028297
104	7/4/2007	1731.207	-0.00837	0.017346	1.65	0.028621
105	7/5/2007	1753.334	0.0127	0.017386	1.65	0.028687
106	7/6/2007	1774.456	0.011975	0.017406	1.65	0.02872
107	7/9/2007	1768.703	-0.00325	0.017414	1.65	0.028732
108	7/10/2007	1774.647	0.003355	0.017252	1.65	0.028466
109	7/11/2007	1792.629	0.010082	0.017195	1.65	0.028372
110	7/12/2007	1806.454	0.007683	0.017192	1.65	0.028367
111	7/13/2007	1832.317	0.014215	0.016645	1.65	0.027464
112	7/16/2007	1808.678	-0.01299	0.016675	1.65	0.027513
113	7/17/2007	1831.43	0.012501	0.016761	1.65	0.027655
114	7/18/2007	1832.194	0.000417	0.016782	1.65	0.027691
115	7/19/2007	1837.595	0.002943	0.016785	1.65	0.027696
116	7/20/2007	1852.352	0.007999	0.016767	1.65	0.027665
117	7/23/2007	1906.808	0.028974	0.016747	1.65	0.027632
118	7/24/2007	1908.869	0.00108	0.016917	1.65	0.027913
119	7/25/2007	1923.2	0.00748	0.016748	1.65	0.027634
120	7/26/2007	1917.618	-0.00291	0.01653	1.65	0.027274
121	7/27/2007	1821.803	-0.05126	0.016545	1.65	0.0273
122	7/30/2007	1803.17	-0.01028	0.017413	1.697927	0.029566
123	7/31/2007	1834.96	0.017476	0.01667	1.637606	0.027299
124	8/1/2007	1735.884	-0.05551	0.01668	1.637944	0.027321
125	8/2/2007	1778.175	0.024071	0.01771	1.720983	0.030479
126	8/3/2007	1772.416	-0.00324	0.017814	1.722466	0.030684
127	8/6/2007	1694.043	-0.04523	0.017748	1.725632	0.030627
128	8/7/2007	1651.626	-0.02536	0.018403	1.747441	0.032158
129	8/8/2007	1719.016	0.039992	0.018624	1.743704	0.032475
130	8/9/2007	1707.426	-0.00677	0.018773	1.740318	0.03267
131	8/10/2007	1694.316	-0.00771	0.018803	1.734717	0.032617
132	8/13/2007	1704.349	0.005904	0.018819	1.733551	0.032623
133	8/14/2007	1689.031	-0.00903	0.018769	1.740349	0.032664
134	8/15/2007	1596.393	-0.05641	0.018734	1.730128	0.032413
135	8/16/2007	1485.667	-0.07188	0.019642	1.772302	0.034811
136	8/20/2007	1594.463	0.070673	0.02102	1.851819	0.038925

No	Date	JAKAGRI Index				
		PX_LAST	Return	Stdev	Alpha	VaR
137	8/21/2007	1534	-0.03866	0.021938	1.761066	0.038635
138	8/22/2007	1576.746	0.027485	0.022321	1.759591	0.039276
139	8/23/2007	1631.657	0.034233	0.022421	1.768221	0.039646
140	8/24/2007	1661.14	0.017908	0.022616	1.765451	0.039927
141	8/27/2007	1687.342	0.01565	0.022664	1.77039	0.040125
142	8/28/2007	1668.166	-0.01143	0.0225	1.772699	0.039885
143	8/29/2007	1650.522	-0.01063	0.022404	1.763879	0.039518
144	8/30/2007	1666.629	0.009711	0.022412	1.755221	0.039337
145	8/31/2007	1686.611	0.011918	0.022393	1.762315	0.039464
146	9/3/2007	1685.066	-0.00092	0.022385	1.761891	0.039439
147	9/4/2007	1708.661	0.013905	0.022351	1.75675	0.039264
148	9/5/2007	1707.328	-0.00078	0.022292	1.767328	0.039397
149	9/6/2007	1715.627	0.004849	0.022186	1.761975	0.039091
150	9/7/2007	1709.304	-0.00369	0.022186	1.763701	0.03913
151	9/10/2007	1693.215	-0.00946	0.022145	1.757141	0.038911
152	9/11/2007	1725.732	0.019022	0.0221	1.748192	0.038635
153	9/12/2007	1710.274	-0.009	0.02216	1.754764	0.038885
154	9/13/2007	1718.299	0.004681	0.021977	1.757702	0.038629
155	9/14/2007	1727.655	0.00543	0.021951	1.755094	0.038526
156	9/17/2007	1724.219	-0.00199	0.02189	1.751956	0.03835
157	9/18/2007	1739.967	0.009092	0.021812	1.745875	0.038082
158	9/19/2007	1769.921	0.017069	0.021786	1.744468	0.038004
159	9/20/2007	1759.263	-0.00604	0.021239	1.77566	0.037714
160	9/21/2007	1857.753	0.054473	0.021116	1.769333	0.037362
161	9/24/2007	1854.738	-0.00162	0.02109	1.772095	0.037374
162	9/25/2007	1842.307	-0.00672	0.021087	1.769171	0.037306
163	9/26/2007	1844.532	0.001207	0.021094	1.768168	0.037298
164	9/27/2007	1842.44	-0.00113	0.021017	1.763987	0.037073
165	9/28/2007	1843.717	0.000693	0.020768	1.769992	0.03676
166	10/1/2007	1860.987	0.009323	0.020728	1.775162	0.036796
167	10/2/2007	1923.54	0.03306	0.020713	1.782822	0.036927
168	10/3/2007	1924.285	0.000387	0.020952	1.782097	0.037338
169	10/4/2007	1922.269	-0.00105	0.020952	1.781873	0.037334
170	10/5/2007	1903.873	-0.00962	0.020953	1.779971	0.037296
171	10/8/2007	1918.279	0.007538	0.020699	1.779268	0.036828
172	10/9/2007	1934.834	0.008593	0.0207	1.784108	0.036931
173	10/10/2007	1962.145	0.014017	0.02066	1.792843	0.03704
174	10/11/2007	1987.731	0.012956	0.020696	1.795685	0.037163
175	10/17/2007	2023.19	0.017682	0.020724	1.797989	0.037262
176	10/18/2007	2028.899	0.002818	0.02066	1.799059	0.037168
177	10/19/2007	1991.052	-0.01883	0.020641	1.803408	0.037224
178	10/22/2007	1931.372	-0.03043	0.020739	1.793711	0.037199
179	10/23/2007	2005.148	0.037487	0.020956	1.782489	0.037354
180	10/24/2007	1989.387	-0.00789	0.021268	1.77647	0.037783
181	10/25/2007	2070.079	0.03976	0.021205	1.768396	0.037499
182	10/26/2007	2183.366	0.053281	0.021544	1.759297	0.037903
183	10/29/2007	2278.973	0.042857	0.022034	1.729094	0.038098
184	10/30/2007	2282.918	0.00173	0.022307	1.729738	0.038586
185	10/31/2007	2266.303	-0.0073	0.02229	1.732875	0.038626
186	11/1/2007	2312.385	0.02013	0.022311	1.728329	0.03856
187	11/2/2007	2297.728	-0.00636	0.022341	1.737913	0.038826
188	11/5/2007	2272.247	-0.01115	0.022356	1.735838	0.038807
189	11/6/2007	2298.73	0.011588	0.022361	1.735572	0.038809
190	11/7/2007	2370.897	0.030912	0.022379	1.738835	0.038913
191	11/8/2007	2394.647	0.009967	0.022419	1.749138	0.039213
192	11/9/2007	2449.955	0.022834	0.022368	1.757487	0.039312
193	11/12/2007	2450.956	0.000408	0.022443	1.759687	0.039493
194	11/13/2007	2340.714	-0.04602	0.022446	1.758222	0.039464
195	11/14/2007	2353.637	0.005506	0.022916	1.757233	0.040268
196	11/15/2007	2384.79	0.013149	0.022878	1.763177	0.040338
197	11/16/2007	2410.42	0.01069	0.022899	1.767201	0.040467
198	11/19/2007	2389.028	-0.00891	0.022895	1.772995	0.040594
199	11/20/2007	2363.13	-0.0109	0.022923	1.770285	0.04058
200	11/21/2007	2368.275	0.002175	0.022844	1.772587	0.040492
201	11/22/2007	2405.873	0.015751	0.022767	1.778848	0.040499
202	11/23/2007	2438.122	0.013315	0.022777	1.779287	0.040527
203	11/26/2007	2557.262	0.047709	0.022794	1.780894	0.040594
204	11/27/2007	2566.683	0.003677	0.023062	1.767128	0.040754

No	Date	JAKAGRI Index				
		PX_LAST	Return	Stdev	Alpha	VaR
205	11/28/2007	2539.764	-0.01054	0.023029	1.771725	0.040801
206	11/29/2007	2517.368	-0.00886	0.023057	1.763438	0.04066
207	11/30/2007	2602.872	0.033402	0.023076	1.755954	0.04052
208	12/3/2007	2653.955	0.019436	0.023258	1.760859	0.040954
209	12/4/2007	2667.323	0.005212	0.02331	1.765221	0.041147
210	12/5/2007	2657.764	-0.00378	0.023302	1.763573	0.041095
211	12/6/2007	2636.505	-0.00803	0.023312	1.759299	0.041013
212	12/7/2007	2606.638	-0.01139	0.023318	1.751593	0.040844
213	12/10/2007	2622.636	0.006119	0.023307	1.752052	0.040836
214	12/11/2007	2630.92	0.003154	0.023292	1.750043	0.040761
215	12/12/2007	2624.49	-0.00245	0.023289	1.75108	0.040782
216	12/13/2007	2628.153	0.001395	0.023297	1.749027	0.040748
217	12/14/2007	2629.63	0.000562	0.023294	1.746638	0.040686
218	12/17/2007	2546.946	-0.03195	0.023153	1.741681	0.040325
219	12/18/2007	2548.881	0.000759	0.023418	1.736261	0.040659
220	12/19/2007	2564.731	0.006199	0.023414	1.733841	0.040596
221	12/26/2007	2675.431	0.042257	0.023409	1.737208	0.040667
222	12/27/2007	2740.955	0.024196	0.023089	1.72391	0.039804
223	12/28/2007	2754.756	0.005022	0.023134	1.733739	0.040108
224	1/2/2008	2770.429	0.005673	0.023095	1.730049	0.039955
225	1/3/2008	2908.132	0.048509	0.022297	1.707131	0.038065
226	1/4/2008	3067.604	0.053386	0.022643	1.694584	0.038371
227	1/7/2008	3181.654	0.036504	0.02314	1.686056	0.039015
228	1/8/2008	3208.342	0.008353	0.022771	1.679361	0.038241
229	1/9/2008	3401.803	0.058551	0.022546	1.685119	0.037993
230	1/14/2008	3477.799	0.022094	0.022897	1.665589	0.038137
231	1/15/2008	3480.779	0.000856	0.022906	1.675006	0.038367
232	1/16/2008	3281.426	-0.05898	0.022866	1.677645	0.038361
233	1/17/2008	3381.038	0.029905	0.023804	1.713526	0.040789
234	1/18/2008	3294.88	-0.02581	0.023865	1.723621	0.041135
235	1/21/2008	3155.673	-0.04317	0.023233	1.690282	0.03927
236	1/22/2008	2881.783	-0.09079	0.022408	1.65	0.036972
237	1/23/2008	3126.947	0.081648	0.023598	1.823815	0.043038
238	1/24/2008	3086.672	-0.01296	0.024357	1.745393	0.042512
239	1/25/2008	3177.33	0.028948	0.024351	1.734421	0.042235
240	1/28/2008	3107.115	-0.02235	0.024296	1.73511	0.042157
241	1/29/2008	3180.545	0.023358	0.024441	1.724505	0.042149
242	1/30/2008	3234.936	0.016957	0.024483	1.726019	0.042258
243	1/31/2008	3208.541	-0.00819	0.02444	1.735122	0.042406
244	2/1/2008	3300.51	0.028261	0.024423	1.735779	0.042394
245	2/4/2008	3360.958	0.018149	0.024517	1.739356	0.042644
246	2/5/2008	3282.716	-0.02355	0.024538	1.741066	0.042722
247	2/6/2008	3179.598	-0.03192	0.024715	1.736557	0.042919
248	2/11/2008	3113.229	-0.02109	0.025002	1.728522	0.043217
249	2/12/2008	3090.366	-0.00737	0.025142	1.723899	0.043342
250	2/13/2008	3050.913	-0.01285	0.025177	1.719824	0.0433
251	2/14/2008	3121.427	0.022849	0.025229	1.717287	0.043325
252	2/15/2008	3168.529	0.014977	0.025239	1.726748	0.043581
253	2/18/2008	3190.754	0.00699	0.025221	1.725786	0.043526
254	2/19/2008	3264.328	0.022797	0.025175	1.731072	0.04358
255	2/20/2008	3250.813	-0.00415	0.025229	1.735945	0.043796
256	2/21/2008	3260.592	0.003004	0.025251	1.73265	0.043751
257	2/22/2008	3278.496	0.005476	0.025239	1.73438	0.043774
258	2/25/2008	3382.049	0.031097	0.025238	1.733158	0.043741
259	2/26/2008	3390.863	0.002603	0.025337	1.73448	0.043946
260	2/27/2008	3378.124	-0.00376	0.025308	1.737378	0.04397
261	2/28/2008	3359.908	-0.00541	0.024861	1.742971	0.043332
262	2/29/2008	3387.687	0.008234	0.024875	1.741688	0.043325
263	3/3/2008	3376.924	-0.00318	0.024843	1.746866	0.043398
264	3/4/2008	3414.383	0.011032	0.024856	1.745319	0.043382
265	3/5/2008	3397.529	-0.00495	0.02485	1.749529	0.043476
266	3/6/2008	3410.931	0.003937	0.024869	1.747568	0.043461
267	3/10/2008	3213.967	-0.05948	0.024868	1.745715	0.043413
268	3/11/2008	3173.75	-0.01259	0.025565	1.759285	0.044976
269	3/12/2008	3173.243	-0.00016	0.025622	1.755117	0.04497
270	3/13/2008	2984.95	-0.06117	0.02562	1.755426	0.044975
271	3/14/2008	2807.995	-0.06111	0.026424	1.774509	0.046889
272	3/17/2008	2734.311	-0.02659	0.027224	1.78282	0.048535

No	Date	JAKAGRI Index				
		PX_LAST	Return	Stdev	Alpha	VaR
273	3/18/2008	2771.673	0.013572	0.027388	1.773324	0.048568
274	3/19/2008	2753.323	-0.00664	0.027386	1.773226	0.048562
275	3/24/2008	2801.249	0.017257	0.027388	1.76728	0.048402
276	3/25/2008	2944.807	0.049978	0.027386	1.767211	0.048396
277	3/26/2008	2966.471	0.00733	0.027781	1.763105	0.048981
278	3/27/2008	2972.51	0.002034	0.02769	1.770826	0.049034
279	3/28/2008	2980.021	0.002524	0.027472	1.778227	0.048851
280	3/31/2008	2897.636	-0.02804	0.027267	1.775287	0.048407
281	4/1/2008	2784.411	-0.03986	0.027429	1.77111	0.04858
282	4/2/2008	2628.354	-0.05768	0.027529	1.762867	0.04853
283	4/3/2008	2484.673	-0.05622	0.027716	1.773892	0.049165
284	4/4/2008	2523.065	0.015333	0.028005	1.774597	0.049697
285	4/7/2008	2645.093	0.047232	0.028042	1.7779	0.049856
286	4/8/2008	2617.684	-0.01042	0.028407	1.777019	0.05048
287	4/9/2008	2573.991	-0.01683	0.028369	1.769243	0.050192
288	4/10/2008	2664.942	0.034725	0.028417	1.766148	0.050188
289	4/11/2008	2731.14	0.024537	0.028586	1.773028	0.050684
290	4/14/2008	2739.123	0.002919	0.028661	1.774605	0.050862
291	4/15/2008	2756.064	0.006166	0.02851	1.771231	0.050497
292	4/16/2008	2798.446	0.015261	0.028501	1.770256	0.050454
293	4/17/2008	2761.565	-0.01327	0.028453	1.769463	0.050347
294	4/18/2008	2764.534	0.001075	0.028491	1.765232	0.050292
295	4/21/2008	2730.969	-0.01222	0.028089	1.770922	0.049743
296	4/22/2008	2746.243	0.005577	0.02812	1.76542	0.049644
297	4/23/2008	2776.42	0.010929	0.028098	1.763553	0.049553
298	4/24/2008	2668.783	-0.03954	0.028099	1.763608	0.049556
299	4/25/2008	2629.487	-0.01483	0.028378	1.759564	0.049934
300	4/28/2008	2667.243	0.014257	0.028398	1.758435	0.049936
301	4/29/2008	2700.636	0.012442	0.028428	1.761475	0.050076
302	4/30/2008	2750.021	0.018121	0.028413	1.760857	0.050032
303	5/2/2008	2716.786	-0.01216	0.028438	1.761639	0.050098
304	5/5/2008	2749.358	0.011918	0.028077	1.761099	0.049446
305	5/6/2008	2744.116	-0.00191	0.028098	1.7632	0.049543
306	5/7/2008	2792.233	0.017383	0.028077	1.765939	0.049582
307	5/8/2008	2784.604	-0.00274	0.028108	1.77291	0.049833
308	5/9/2008	2810.396	0.00922	0.02792	1.768761	0.049383
309	5/12/2008	2811.038	0.000228	0.027869	1.767043	0.049246
310	5/13/2008	2825.569	0.005156	0.027865	1.765558	0.049197
311	5/14/2008	2860.944	0.012442	0.027865	1.768304	0.049275
312	5/15/2008	2854.73	-0.00217	0.027876	1.77421	0.049459
313	5/16/2008	2917.347	0.021697	0.027851	1.777176	0.049496
314	5/19/2008	2978.076	0.020603	0.027924	1.779828	0.0497
315	5/21/2008	2930.055	-0.01626	0.027991	1.783295	0.049917
316	5/22/2008	2936.859	0.002319	0.028044	1.778988	0.04989
317	5/23/2008	2884.876	-0.01786	0.028044	1.77927	0.049898
318	5/26/2008	2864.918	-0.00694	0.028108	1.773611	0.049853
319	5/27/2008	2909.415	0.015412	0.027923	1.779143	0.04968
320	5/28/2008	2907.801	-0.00055	0.02796	1.782793	0.049846
321	5/29/2008	2943.621	0.012243	0.027956	1.780772	0.049783
322	5/30/2008	2935.803	-0.00266	0.027671	1.784764	0.049386
323	6/2/2008	2865.046	-0.0244	0.027573	1.779522	0.049067
324	6/3/2008	2840.535	-0.00859	0.027683	1.770965	0.049026
325	6/4/2008	2771.063	-0.02476	0.027692	1.766504	0.048919
326	6/5/2008	2799.416	0.01018	0.02737	1.765691	0.048327
327	6/6/2008	2803.977	0.001628	0.026847	1.782013	0.047842
328	6/9/2008	2849.521	0.016112	0.025581	1.782783	0.047389
329	6/10/2008	2812.506	-0.01308	0.026621	1.78404	0.047493
330	6/11/2008	2827.47	0.005306	0.025953	1.806592	0.046886
331	6/12/2008	2961.627	0.046356	0.02585	1.805112	0.046662
332	6/13/2008	2972.011	0.0035	0.026299	1.794093	0.047182
333	6/16/2008	2951.21	-0.00702	0.025656	1.793674	0.046019
334	6/17/2008	2936.057	-0.00515	0.025472	1.7895	0.045583
335	6/18/2008	2917.891	-0.00621	0.025355	1.795888	0.045536
336	6/19/2008	2974.823	0.019323	0.025004	1.801124	0.045035
337	6/20/2008	3077.221	0.033842	0.023371	1.707531	0.039907
338	6/23/2008	3057.329	-0.00649	0.022148	1.833127	0.040599
339	6/24/2008	3032.683	-0.00809	0.022119	1.835871	0.040608
340	6/25/2008	2916.626	-0.03902	0.021937	1.832819	0.040207

No	Date	JAKAGRI Index				
		PX_LAST	Return	Stdev	Alpha	VaR
341	6/26/2008	2925.966	0.003197	0.022168	1.833203	0.040638
342	6/27/2008	2962.684	0.012471	0.022038	1.832267	0.04038
343	6/30/2008	3061.064	0.032667	0.022006	1.832196	0.04032
344	7/1/2008	2984.753	-0.02525	0.022247	1.832146	0.04076
345	7/2/2008	3009.218	0.008163	0.022193	1.823	0.040457
346	7/3/2008	2872.795	-0.04639	0.022128	1.822298	0.040324
347	7/4/2008	2854.893	-0.00625	0.022477	1.826534	0.041055
348	7/7/2008	2826.442	-0.01002	0.02227	1.833966	0.040842
349	7/8/2008	2734.342	-0.03313	0.022197	1.838164	0.040801
350	7/9/2008	2711.657	-0.00833	0.02242	1.831186	0.041056
351	7/10/2008	2743.99	0.011853	0.022401	1.833081	0.041063
352	7/11/2008	2739.556	-0.00162	0.022309	1.834158	0.040918
353	7/14/2008	2696.813	-0.01573	0.022248	1.830349	0.040722
354	7/15/2008	2649.04	-0.01787	0.022277	1.821748	0.040583
355	7/16/2008	2602.081	-0.01739	0.022197	1.812797	0.040238
356	7/17/2008	2475.738	-0.04977	0.022252	1.807283	0.040216
357	7/18/2008	2237.063	-0.10137	0.022747	1.803801	0.041031
358	7/21/2008	2341.173	0.045488	0.024776	1.915599	0.04746
359	7/22/2008	2320.958	-0.00867	0.025021	1.898452	0.047502
360	7/23/2008	2245.36	-0.03311	0.025018	1.894715	0.047402
361	7/24/2008	2251.173	0.002586	0.025189	1.884269	0.047463
362	7/25/2008	2348.643	0.042386	0.025198	1.886725	0.047541
363	7/28/2008	2360.567	0.005064	0.025594	1.870422	0.047871
364	7/29/2008	2289.383	-0.03062	0.025608	1.872711	0.047957
365	7/31/2008	2308.993	0.008529	0.025707	1.860063	0.047816
366	8/1/2008	2251.721	-0.02512	0.025737	1.863519	0.047962
367	8/4/2008	2244.664	-0.00314	0.025812	1.853628	0.047846
368	8/5/2008	2174.676	-0.03168	0.0252	1.857345	0.046805
369	8/6/2008	2085.532	-0.04186	0.025341	1.851228	0.046911
370	8/7/2008	2074.437	-0.00533	0.025622	1.840158	0.047149
371	8/8/2008	2036.494	-0.01846	0.024968	1.84023	0.045947
372	8/11/2008	1937.697	-0.04973	0.024332	1.832955	0.0446
373	8/12/2008	1813.155	-0.06643	0.024665	1.834608	0.04525
374	8/13/2008	1827.035	0.007626	0.025394	1.837231	0.046655
375	8/14/2008	1915.626	0.04735	0.02542	1.841206	0.046804
376	8/15/2008	1829.691	-0.0459	0.02585	1.820566	0.047062
377	8/19/2008	1743.728	-0.04812	0.025612	1.832865	0.046944
378	8/20/2008	1771.64	0.01588	0.025946	1.821296	0.047256
379	8/21/2008	1812.337	0.022712	0.026023	1.822888	0.047436
380	8/22/2008	1883.028	0.038264	0.026161	1.823385	0.047701
381	8/25/2008	1861.212	-0.01165	0.026409	1.82554	0.048211
382	8/26/2008	1830.64	-0.01656	0.026176	1.83238	0.047963
383	8/27/2008	1819.352	-0.00619	0.025642	1.831534	0.046964
384	8/28/2008	1843.564	0.01322	0.025087	1.834246	0.046016
385	8/29/2008	1845.452	0.001024	0.025072	1.834198	0.045988
386	9/1/2008	1874.326	0.015525	0.024555	1.854935	0.045548
387	9/2/2008	1829.271	-0.02433	0.024619	1.861029	0.045817
388	9/3/2008	1749.039	-0.04485	0.024672	1.858362	0.04585
389	9/4/2008	1739.857	-0.00526	0.024713	1.853904	0.045815
390	9/5/2008	1681.695	-0.034	0.024542	1.852372	0.045461
391	9/8/2008	1675.643	-0.00361	0.024706	1.840462	0.045471
392	9/9/2008	1568.568	-0.06603	0.024681	1.837871	0.045361
393	9/10/2008	1432.71	-0.0906	0.025338	1.838121	0.046575
394	9/11/2008	1407.738	-0.01758	0.026711	1.878715	0.050183
395	9/12/2008	1389.679	-0.01291	0.026723	1.872654	0.050042
396	9/15/2008	1335.107	-0.04006	0.026724	1.872401	0.050038
397	9/16/2008	1306.78	-0.02145	0.026901	1.859181	0.050013
398	9/17/2008	1291.904	-0.01145	0.026875	1.850684	0.049737
399	9/18/2008	1349.017	0.043259	0.026683	1.859135	0.049607
400	9/19/2008	1446.912	0.070055	0.027145	1.848326	0.050172
401	9/22/2008	1494.719	0.032507	0.028135	1.78737	0.050287
402	9/23/2008	1514.372	0.013063	0.028339	1.783987	0.050557
403	9/24/2008	1522.943	0.005644	0.0283	1.783899	0.050485
404	9/25/2008	1489.448	-0.02224	0.028317	1.788874	0.050656
405	9/26/2008	1466.732	-0.01537	0.028307	1.779857	0.050383
406	9/29/2008	1489.568	0.015449	0.028319	1.775693	0.050286
407	10/6/2008	1200.295	-0.21592	0.028303	1.775694	0.050258
408	10/7/2008	1177.783	-0.01893	0.035218	2.277498	0.080208

No	Date	JAKAGRI Index				
		PX_LAST	Return	Stdev	Alpha	VaR
409	10/8/2008	997.861	-0.16578	0.035188	2.272617	0.079968
410	10/13/2008	1007.526	0.009639	0.03852	2.284928	0.088016
411	10/14/2008	1077.49	0.067136	0.038541	2.284689	0.088054
412	10/15/2008	1059.028	-0.01728	0.039249	2.241207	0.087965
413	10/16/2008	995.192	-0.06217	0.039248	2.237936	0.087836
414	10/17/2008	915.954	-0.08297	0.039462	2.218327	0.087539
415	10/20/2008	906.143	-0.01077	0.039986	2.192407	0.087666
416	10/21/2008	881.887	-0.02713	0.039984	2.19369	0.087711
417	10/22/2008	824.835	-0.06688	0.039987	2.187448	0.08747
418	10/23/2008	784.784	-0.04977	0.040358	2.169558	0.08756
419	10/24/2008	726.759	-0.07681	0.040526	2.156278	0.087384
420	10/27/2008	664.762	-0.08917	0.040921	2.134277	0.087337
421	10/28/2008	621.658	-0.06704	0.041584	2.110438	0.08776
422	10/29/2008	615.026	-0.01073	0.041819	2.092782	0.087518
423	10/30/2008	656.864	0.065812	0.041802	2.091743	0.087438
424	10/31/2008	738.172	0.1167	0.042577	2.065973	0.087962
425	11/3/2008	829.026	0.116075	0.044557	1.962505	0.087443
426	11/4/2008	881.187	0.061018	0.046385	1.889747	0.087655
427	11/5/2008	904.526	0.026141	0.046907	1.880501	0.088208
428	11/6/2008	853.148	-0.05848	0.04704	1.881619	0.088511
429	11/7/2008	902.933	0.056715	0.047192	1.869189	0.08821
430	11/10/2008	890.925	-0.01339	0.04769	1.866317	0.089005
431	11/11/2008	868.696	-0.02527	0.047661	1.863447	0.088813
432	11/12/2008	853.034	-0.01819	0.047319	1.860418	0.088033
433	11/13/2008	813.941	-0.04691	0.047295	1.856872	0.087822
434	11/14/2008	792.982	-0.02609	0.047417	1.849124	0.08768
435	11/17/2008	764.447	-0.03665	0.047429	1.84523	0.087517
436	11/18/2008	730.761	-0.04507	0.047482	1.839392	0.087338
437	11/19/2008	718.012	-0.0176	0.04747	1.829609	0.086852
438	11/20/2008	691.492	-0.03763	0.047224	1.82604	0.086233
439	11/21/2008	715.29	0.033836	0.047273	1.820144	0.086044
440	11/24/2008	703.596	-0.01648	0.047519	1.822024	0.086581
441	11/25/2008	724.599	0.029414	0.047455	1.826431	0.086673
442	11/26/2008	741.934	0.023642	0.047624	1.827222	0.08702
443	11/27/2008	750.637	0.011662	0.0477	1.827475	0.08717
444	11/28/2008	803.886	0.068535	0.047539	1.827739	0.086889
445	12/1/2008	802.823	-0.00132	0.048236	1.82231	0.0879
446	12/2/2008	773.147	-0.03767	0.048203	1.821168	0.087785
447	12/3/2008	788.829	0.02008	0.04815	1.822729	0.087764
448	12/4/2008	782.348	-0.00825	0.04826	1.825334	0.08809
449	12/5/2008	764.691	-0.02283	0.048261	1.825634	0.088107
450	12/9/2008	792.56	0.035796	0.048228	1.82765	0.088145
451	12/10/2008	868.412	0.091398	0.04847	1.829958	0.088699
452	12/11/2008	895.515	0.030733	0.049512	1.806305	0.089434
453	12/12/2008	856.023	-0.0451	0.049683	1.808569	0.089855
454	12/15/2008	920.709	0.072847	0.049797	1.803296	0.089799
455	12/16/2008	900.976	-0.02167	0.050501	1.798955	0.090848
456	12/17/2008	909.335	0.009235	0.050507	1.798268	0.090826
457	12/18/2008	916.864	0.008246	0.05039	1.807899	0.0911
458	12/19/2008	902.801	-0.01546	0.049568	1.816637	0.090047
459	12/22/2008	901.294	-0.00167	0.049266	1.812944	0.089316
460	12/23/2008	908.639	0.008116	0.049272	1.8141	0.089385
461	12/24/2008	910.784	0.002358	0.049245	1.821167	0.089683
462	12/26/2008	914.372	0.003932	0.049244	1.821134	0.08968
463	12/30/2008	918.766	0.004794	0.048988	1.820358	0.089176
464	1/5/2009	1036.521	0.120594	0.048987	1.820323	0.089172
465	1/6/2009	1076.122	0.037494	0.050633	1.780532	0.090153
466	1/7/2009	1069.824	-0.00587	0.05081	1.78212	0.09055
467	1/8/2009	1020.337	-0.04736	0.05078	1.78552	0.090669
468	1/9/2009	1094.142	0.069838	0.050934	1.77818	0.090571
469	1/12/2009	1058.344	-0.03327	0.051464	1.781011	0.091659
470	1/13/2009	1009.611	-0.04714	0.051413	1.78233	0.091634
471	1/14/2009	1008.735	-0.00087	0.05157	1.775499	0.091563
472	1/15/2009	968.48	-0.04072	0.051562	1.77848	0.091701
473	1/16/2009	984.178	0.016079	0.051494	1.779655	0.091642
474	1/19/2009	989.356	0.005247	0.051191	1.791082	0.091688
475	1/20/2009	987.539	-0.00184	0.051185	1.790753	0.09166
476	1/21/2009	986.109	-0.00145	0.050902	1.788133	0.091019

No	Date	JAKAGRI Index				
		PX_LAST	Return	Stdev	Alpha	VaR
477	1/22/2009	975.34	-0.01098	0.050749	1.79561	0.091126
478	1/23/2009	955.443	-0.02061	0.050575	1.801819	0.091127
479	1/27/2009	981.63	0.027039	0.050548	1.796112	0.09079
480	1/28/2009	972.643	-0.0092	0.050575	1.796338	0.09085
481	1/29/2009	975.019	-0.00244	0.050377	1.791915	0.090271
482	1/30/2009	969.432	-0.00575	0.050382	1.79427	0.090399
483	2/2/2009	958.276	-0.01157	0.050372	1.796194	0.090477
484	2/3/2009	948.544	-0.01021	0.050374	1.795248	0.090435
485	2/4/2009	954.194	0.005939	0.050337	1.79172	0.090189
486	2/5/2009	958.917	0.004938	0.050347	1.792446	0.090244
487	2/6/2009	1052.661	0.093272	0.050311	1.791142	0.090114
488	2/9/2009	1077.12	0.02297	0.05126	1.781567	0.091323
489	2/10/2009	1067.724	-0.00876	0.051183	1.791807	0.09171
490	2/11/2009	1097.839	0.027814	0.051185	1.791205	0.091682
491	2/12/2009	1066.72	-0.02876	0.051203	1.800211	0.092176
492	2/13/2009	1088.352	0.020076	0.051261	1.795768	0.092053
493	2/16/2009	1070.044	-0.01696	0.05094	1.807719	0.092084
494	2/17/2009	1064.747	-0.00496	0.050197	1.812433	0.090979
495	2/18/2009	1063.624	-0.00106	0.050176	1.814745	0.091056
496	2/19/2009	1050.548	-0.01237	0.050165	1.816867	0.091144
497	2/20/2009	1040.129	-0.00997	0.050033	1.821789	0.09115
498	2/23/2009	1048.369	0.007891	0.050002	1.823945	0.091201
499	2/24/2009	1034.095	-0.01371	0.050004	1.827233	0.091369
500	2/25/2009	1057.432	0.022317	0.049806	1.821689	0.090731
501	2/26/2009	1051.459	-0.00566	0.049329	1.827302	0.090138
502	2/27/2009	1046.64	-0.00459	0.049197	1.823116	0.089693
503	3/2/2009	1033.707	-0.01243	0.049169	1.82042	0.089508
504	3/3/2009	1026.858	-0.00665	0.049168	1.817289	0.089352
505	3/4/2009	1036.821	0.009656	0.049133	1.820233	0.089434
506	3/5/2009	1033.474	-0.00323	0.049137	1.824504	0.089651
507	3/6/2009	999.928	-0.033	0.0491	1.821773	0.089449
508	3/10/2009	1020.22	0.02009	0.044284	1.599803	0.070845
509	3/11/2009	1031.115	0.010622	0.044303	1.606973	0.071194
510	3/12/2009	1028.224	-0.00281	0.041089	1.446707	0.059444
511	3/13/2009	1043.828	0.015062	0.041079	1.443977	0.059317
512	3/16/2009	1017.72	-0.02533	0.040549	1.437634	0.058294
513	3/17/2009	1003.706	-0.01387	0.040591	1.437045	0.058331
514	3/18/2009	1004.812	0.001101	0.040133	1.429576	0.057373
515	3/19/2009	999.871	-0.00493	0.039246	1.40522	0.05515
516	3/20/2009	975.608	-0.02457	0.039233	1.406193	0.05517
517	3/23/2009	1005.031	0.029713	0.039215	1.406161	0.055143
518	3/24/2009	1046.311	0.040252	0.038713	1.401233	0.054246
519	3/25/2009	1049.56	0.0031	0.038544	1.408255	0.054279
520	3/27/2009	1094.59	0.042009	0.037694	1.382346	0.052106
521	3/30/2009	1065.654	-0.02679	0.036699	1.340446	0.049194
522	3/31/2009	1073.191	0.007048	0.036118	1.313763	0.04745
523	4/1/2009	1083.761	0.009801	0.036081	1.316748	0.04751
524	4/2/2009	1138.144	0.048961	0.035568	1.302629	0.046332
525	4/3/2009	1138.912	0.000675	0.034031	1.332939	0.045361
526	4/6/2009	1154.474	0.013571	0.032105	1.364169	0.043797
527	4/7/2009	1132.684	-0.01905	0.031588	1.354691	0.042793
528	4/8/2009	1096.544	-0.03243	0.031573	1.344012	0.042435
529	4/13/2009	1159.823	0.056104	0.031172	1.321742	0.041201
530	4/14/2009	1153.485	-0.00548	0.031161	1.321747	0.041187
531	4/15/2009	1227.438	0.062141	0.03113	1.322635	0.041174
532	4/16/2009	1235.667	0.006682	0.031565	1.338356	0.042245
533	4/17/2009	1237.241	0.001273	0.03149	1.342029	0.042261
534	4/20/2009	1285.598	0.03834	0.031074	1.330308	0.041338
535	4/21/2009	1286.846	0.00097	0.031108	1.342737	0.041769
536	4/22/2009	1243.418	-0.03433	0.030827	1.337742	0.041239
537	4/23/2009	1253.74	0.008267	0.030669	1.32931	0.040768
538	4/24/2009	1321.249	0.052446	0.030582	1.332682	0.040756
539	4/27/2009	1297.342	-0.01826	0.030623	1.340789	0.041059
540	4/28/2009	1281.081	-0.01261	0.030596	1.328852	0.040658
541	4/29/2009	1292.324	0.008738	0.03057	1.328621	0.040616
542	4/30/2009	1333.252	0.031179	0.03048	1.321207	0.04027
543	5/1/2009	1400.869	0.049472	0.030534	1.323987	0.040426
544	5/4/2009	1515.999	0.078982	0.030839	1.335959	0.041199

No	Date	JAKAGRI Index				
		PX_LAST	Return	Stdev	Alpha	VaR
545	5/5/2009	1544.122	0.018381	0.031069	1.33188	0.04138
546	5/6/2009	1629.983	0.054114	0.031082	1.337565	0.041574
547	5/7/2009	1691.622	0.037118	0.031119	1.345432	0.041868
548	5/8/2009	1665.992	-0.01527	0.031235	1.351238	0.042206
549	5/11/2009	1643.853	-0.01338	0.031279	1.351314	0.042268
550	5/12/2009	1610.578	-0.02045	0.0312	1.349862	0.042116
551	5/13/2009	1615.509	0.003057	0.031195	1.338366	0.04175
552	5/14/2009	1525.512	-0.05732	0.030012	1.339163	0.04019
553	5/15/2009	1512.242	-0.00874	0.030571	1.358642	0.041535
554	5/18/2009	1556.526	0.028863	0.030179	1.344264	0.040569
555	5/19/2009	1616.406	0.037749	0.029503	1.342828	0.039618
556	5/20/2009	1628.402	0.007394	0.029554	1.355732	0.040068
557	5/22/2009	1609.953	-0.01139	0.029553	1.35515	0.040048
558	5/25/2009	1619.78	0.006085	0.029602	1.351444	0.040005
559	5/26/2009	1561.338	-0.03675	0.029525	1.354365	0.039987
560	5/27/2009	1550.501	-0.00697	0.029822	1.361374	0.040599
561	5/28/2009	1559.065	0.005508	0.029847	1.357931	0.04053
562	5/29/2009	1576.518	0.011132	0.029845	1.358797	0.040553
563	6/1/2009	1642.87	0.041226	0.02985	1.361015	0.040627
564	6/2/2009	1646.561	0.002244	0.030064	1.372706	0.041269
565	6/3/2009	1674.677	0.016931	0.027739	1.46653	0.04068
566	6/4/2009	1678.897	0.002517	0.027569	1.461329	0.040287
567	6/5/2009	1726.777	0.02812	0.02755	1.463425	0.040317
568	6/8/2009	1723.954	-0.00164	0.027146	1.456789	0.039545
569	6/9/2009	1709.212	-0.00859	0.026358	1.458372	0.038439
570	6/10/2009	1710.869	0.000969	0.026114	1.452672	0.037936
571	6/11/2009	1698.907	-0.00702	0.025586	1.432102	0.036642
572	6/12/2009	1682.772	-0.00954	0.025608	1.430874	0.036642
573	6/15/2009	1653.248	-0.0177	0.02523	1.414569	0.03569
574	6/16/2009	1595.768	-0.03539	0.025313	1.407795	0.035636
575	6/17/2009	1599.3	0.002211	0.025637	1.41467	0.036267
576	6/18/2009	1523.369	-0.04864	0.025629	1.415787	0.036285
577	6/19/2009	1512.757	-0.00699	0.026174	1.43931	0.037673
578	6/22/2009	1502.21	-0.007	0.026154	1.439784	0.037656
579	6/23/2009	1502.044	-0.00011	0.026058	1.439639	0.037514
580	6/24/2009	1550.616	0.031825	0.025962	1.43017	0.03713
581	6/25/2009	1570.665	0.012847	0.026071	1.442694	0.037613
582	6/26/2009	1569.969	-0.00044	0.026083	1.446337	0.037725
583	6/29/2009	1539.082	-0.01987	0.026067	1.44755	0.037733
584	6/30/2009	1526.995	-0.00788	0.026133	1.448066	0.037842
585	7/1/2009	1552.92	0.016835	0.02612	1.448332	0.037831
586	7/2/2009	1543.269	-0.00623	0.026148	1.452292	0.037974
587	7/3/2009	1536.523	-0.00438	0.026171	1.449353	0.037932
588	7/6/2009	1503.18	-0.02194	0.024611	1.65	0.040608
589	7/7/2009	1525.74	0.014897	0.024667	1.65	0.0407
590	7/9/2009	1501.084	-0.01629	0.024663	1.65	0.040694
591	7/10/2009	1478.561	-0.01512	0.024619	1.65	0.040622
592	7/13/2009	1431.632	-0.03225	0.024478	1.492487	0.036534
593	7/14/2009	1456.195	0.017012	0.024674	1.487457	0.036701
594	7/15/2009	1503.157	0.031741	0.024634	1.65	0.040646
595	7/16/2009	1494.462	-0.0058	0.024786	1.65	0.040896
596	7/17/2009	1472.064	-0.0151	0.024799	1.65	0.040918
597	7/21/2009	1590.321	0.07727	0.024818	1.65	0.04095
598	7/22/2009	1566.144	-0.01532	0.025856	1.483521	0.038358
599	7/23/2009	1576.014	0.006282	0.025927	1.478397	0.03833
600	7/24/2009	1566.703	-0.00593	0.025866	1.48293	0.038357
601	7/27/2009	1575.543	0.005627	0.02582	1.473758	0.038053
602	7/28/2009	1614.066	0.024156	0.025803	1.477032	0.038111
603	7/29/2009	1624.395	0.006379	0.025865	1.486433	0.038447
604	7/30/2009	1647.252	0.013973	0.025811	1.65	0.042588
605	7/31/2009	1659.552	0.007439	0.025803	1.65	0.042575
606	8/3/2009	1651.327	-0.00497	0.0258	1.65	0.042569
607	8/4/2009	1673.02	0.013051	0.025806	1.65	0.042579
608	8/5/2009	1657.956	-0.00904	0.025536	1.65	0.042134
609	8/6/2009	1688.257	0.018111	0.02553	1.48841	0.037999
610	8/7/2009	1679.009	-0.00549	0.025558	1.491105	0.038109
611	8/10/2009	1773.526	0.054766	0.025567	1.490492	0.038108
612	8/11/2009	1844.746	0.039372	0.026031	1.65	0.042951

No	Date	JAKAGRI Index				
		PX_LAST	Return	Stdev	Alpha	VaR
613	8/12/2009	1822.111	-0.01235	0.026066	1.65	0.043009
614	8/13/2009	1891.326	0.037282	0.026055	1.65	0.04299
615	8/14/2009	1913.647	0.011733	0.026237	1.65	0.043291
616	8/18/2009	1857.823	-0.02961	0.026218	1.65	0.043259
617	8/19/2009	1754.967	-0.05127	0.026283	1.65	0.043367
618	8/20/2009	1793.164	0.01585	0.026801	1.65	0.044222
619	8/21/2009	1788.163	-0.00279	0.026593	1.65	0.043878
620	8/24/2009	1861.084	0.03997	0.026605	1.65	0.043898
621	8/25/2009	1883.056	0.011737	0.026577	1.65	0.043852
622	8/26/2009	1889.114	0.003212	0.026386	1.65	0.043536
623	8/27/2009	1835.832	-0.02861	0.026386	1.65	0.043537
624	8/28/2009	1834.831	-0.00055	0.026604	1.65	0.043897
625	8/31/2009	1797.124	-0.02076	0.026241	1.65	0.043298
626	9/1/2009	1774.093	-0.0129	0.026362	1.65	0.043497
627	9/2/2009	1722.209	-0.02968	0.026404	1.65	0.043566
628	9/3/2009	1753.75	0.018149	0.02652	1.65	0.043757
629	9/4/2009	1761.086	0.004174	0.026296	1.65	0.043388
630	9/7/2009	1750.281	-0.00615	0.025778	1.65	0.042533
631	9/8/2009	1789.551	0.022188	0.02578	1.65	0.042538
632	9/9/2009	1775.976	-0.00761	0.025175	1.65	0.041539
633	9/10/2009	1793.42	0.009774	0.025199	1.65	0.041579
634	9/11/2009	1784.997	-0.00471	0.025206	1.65	0.041589
635	9/14/2009	1741.395	-0.02473	0.024975	1.511568	0.037751
636	9/15/2009	1745.099	0.002125	0.025131	1.509308	0.03793
637	9/16/2009	1770.438	0.014416	0.024846	1.507215	0.037448
638	9/17/2009	1767.751	-0.00152	0.024866	1.509464	0.037534
639	9/24/2009	1764.235	-0.00199	0.024372	1.505288	0.036688
640	9/25/2009	1783.627	0.010932	0.024284	1.50759	0.03661
641	9/28/2009	1752.847	-0.01741	0.024244	1.51441	0.036716
642	9/29/2009	1768.764	0.00904	0.024326	1.508301	0.036691
643	9/30/2009	1784.205	0.008692	0.024168	1.502118	0.036303
644	10/1/2009	1773.156	-0.00621	0.023712	1.500689	0.035585
645	10/2/2009	1760.926	-0.00692	0.02243	1.556768	0.034918
646	10/5/2009	1756.231	-0.00267	0.022381	1.547764	0.03464
647	10/6/2009	1779.737	0.013296	0.021739	1.557598	0.03386
648	10/7/2009	1789.669	0.005565	0.021465	1.558008	0.033442
649	10/8/2009	1779.133	-0.0059	0.021411	1.564533	0.033498
650	10/9/2009	1761.39	-0.01002	0.021374	1.56637	0.03348
651	10/12/2009	1756.611	-0.00272	0.021295	1.567159	0.033373
652	10/13/2009	1798.646	0.023648	0.021297	1.564852	0.033327
653	10/14/2009	1867.787	0.03772	0.020591	1.520218	0.031303
654	10/15/2009	1878.359	0.005644	0.020877	1.52934	0.031927
655	10/16/2009	1853.48	-0.01333	0.020704	1.52287	0.03153
656	10/19/2009	1862.759	0.004994	0.020439	1.513168	0.030928
657	10/20/2009	1860.244	-0.00135	0.020433	1.512094	0.030897
658	10/21/2009	1855.348	-0.00264	0.020395	1.514869	0.030895
659	10/22/2009	1814.461	-0.02228	0.020393	1.511198	0.030818
660	10/23/2009	1823.097	0.004748	0.02017	1.497794	0.030211
661	10/26/2009	1817.875	-0.00287	0.020155	1.502241	0.030277
662	10/27/2009	1786.653	-0.01732	0.020156	1.498721	0.030208
663	10/28/2009	1713.651	-0.04172	0.02022	1.490645	0.03014
664	10/29/2009	1732.191	0.010761	0.020264	1.506409	0.030526
665	10/30/2009	1725.329	-0.00397	0.02029	1.510202	0.030642
666	11/2/2009	1702.809	-0.01314	0.020227	1.501531	0.030371
667	11/3/2009	1689.044	-0.00812	0.02027	1.496646	0.030337
668	11/4/2009	1715.406	0.015487	0.020088	1.484897	0.029828
669	11/5/2009	1711.97	-0.00201	0.020148	1.492359	0.030069
670	11/6/2009	1733.428	0.012456	0.020131	1.49456	0.030087
671	11/9/2009	1741.715	0.004769	0.020169	1.499689	0.030248
672	11/10/2009	1735.716	-0.00345	0.020161	1.50441	0.030331
673	11/11/2009	1755.002	0.01105	0.020141	1.506263	0.030337
674	11/12/2009	1737.509	-0.01002	0.020086	1.514932	0.030429
675	11/13/2009	1760.156	0.01295	0.019785	1.502687	0.029731
676	11/16/2009	1793.414	0.018719	0.019822	1.507528	0.029882
677	11/17/2009	1777.609	-0.00885	0.019256	1.472783	0.028359
678	11/18/2009	1789.759	0.006812	0.019265	1.472412	0.028366
679	11/19/2009	1789.741	-1E-05	0.019252	1.477947	0.028453
680	11/20/2009	1786.817	-0.00164	0.019252	1.477989	0.028454

No	Date	JAKAGRI Index				
		PX_LAST	Return	Stdev	Alpha	VaR
681	11/23/2009	1779.648	-0.00402	0.019013	1.467744	0.027907
682	11/24/2009	1808.516	0.016091	0.018986	1.459961	0.027718
683	11/25/2009	1821.79	0.007313	0.019043	1.467797	0.027951
684	11/26/2009	1744.811	-0.04317	0.018929	1.472708	0.027878
685	11/30/2009	1745.185	0.000214	0.019432	1.505897	0.029262
686	12/1/2009	1778.366	0.018834	0.019369	1.498554	0.029025
687	12/2/2009	1813.442	0.019532	0.019434	1.508892	0.029324
688	12/3/2009	1825.18	0.006452	0.019509	1.518712	0.029629
689	12/4/2009	1838.578	0.007314	0.019368	1.523203	0.029502
690	12/7/2009	1834.464	-0.00224	0.019332	1.519904	0.029383
691	12/8/2009	1825.983	-0.00463	0.01925	1.522128	0.0293
692	12/9/2009	1829.153	0.001735	0.019184	1.523587	0.029228
693	12/10/2009	1826.962	-0.0012	0.018867	1.515102	0.028586
694	12/11/2009	1831.669	0.002573	0.018813	1.506927	0.02835
695	12/14/2009	1821.836	-0.00538	0.018576	1.49943	0.027854
696	12/15/2009	1811.013	-0.00596	0.018575	1.49955	0.027853
697	12/16/2009	1810.201	-0.00045	0.018512	1.500236	0.027772
698	12/17/2009	1785.504	-0.01374	0.016883	1.670234	0.028198
699	12/21/2009	1723.2	-0.03552	0.016868	1.670378	0.028176
700	12/22/2009	1707.367	-0.00923	0.017257	1.676458	0.02893
701	12/23/2009	1707.449	4.8E-05	0.017273	1.675135	0.028935
702	12/28/2009	1751.385	0.025406	0.017267	1.672428	0.028877
703	12/29/2009	1757.82	0.003668	0.017284	1.671769	0.028895
704	12/30/2009	1753.09	-0.00269	0.017277	1.67052	0.028862
705	1/4/2010	1805.029	0.029197	0.017229	1.663649	0.028663
706	1/5/2010	1835.269	0.016614	0.017452	1.661306	0.028993
707	1/6/2010	1848.943	0.007423	0.017513	1.669621	0.02924
708	1/7/2010	1924.467	0.040035	0.017483	1.667736	0.029157
709	1/8/2010	1952.19	0.014303	0.017883	1.65	0.029506
710	1/11/2010	1959.767	0.003874	0.017851	1.65	0.029454
711	1/12/2010	1966.479	0.003419	0.017839	1.65	0.029434
712	1/13/2010	1932.39	-0.01749	0.017011	1.65	0.028068
713	1/14/2010	1946.317	0.007181	0.016663	1.743493	0.029052
714	1/15/2010	1935.648	-0.0055	0.016626	1.752765	0.029142
715	1/18/2010	1923.383	-0.00636	0.01622	1.77156	0.028734
716	1/19/2010	1920.478	-0.00151	0.016191	1.763777	0.028557
717	1/20/2010	1905.074	-0.00805	0.015912	1.766275	0.028106
718	1/21/2010	1914.378	0.004872	0.015061	1.65	0.02485
719	1/22/2010	1901.576	-0.00671	0.01499	1.692463	0.025369
720	1/25/2010	1890.519	-0.00583	0.015004	1.690392	0.025362
721	1/26/2010	1868.616	-0.01165	0.01448	1.726314	0.024997
722	1/27/2010	1858.165	-0.00561	0.01448	1.715403	0.024839
723	1/28/2010	1871.568	0.007187	0.014487	1.710239	0.024776
724	1/29/2010	1850.305	-0.01143	0.014217	1.711792	0.024336
725	2/1/2010	1821.703	-0.01558	0.014264	1.706152	0.024336
726	2/2/2010	1807.976	-0.00756	0.014197	1.704799	0.024202
727	2/3/2010	1842.272	0.018792	0.014157	1.706715	0.024162
728	2/4/2010	1861.001	0.010115	0.013952	1.703826	0.023772
729	2/5/2010	1818.104	-0.02332	0.013874	1.704641	0.023649
730	2/8/2010	1794.759	-0.01292	0.014073	1.699787	0.023921
731	2/9/2010	1798.758	0.002226	0.014121	1.697258	0.023966
732	2/10/2010	1782.124	-0.00929	0.013947	1.697983	0.023682
733	2/11/2010	1812.627	0.016971	0.013958	1.697229	0.023689
734	2/12/2010	1830.329	0.009719	0.014027	1.696821	0.023801
735	2/15/2010	1811.414	-0.01039	0.014051	1.704417	0.023949
736	2/16/2010	1832.356	0.011495	0.013865	1.699857	0.023569
737	2/17/2010	1859.515	0.014713	0.013909	1.703747	0.023697
738	2/18/2010	1846.759	-0.00688	0.013912	1.703706	0.023702
739	2/19/2010	1831.375	-0.00837	0.01393	1.700586	0.023689
740	2/22/2010	1847.207	0.008608	0.013956	1.697068	0.023684
741	2/23/2010	1878.528	0.016814	0.01394	1.696452	0.023648
742	2/24/2010	1877.63	-0.00048	0.01392	1.707066	0.023762
743	2/25/2010	1856.357	-0.01139	0.013894	1.702081	0.023649
744	3/1/2010	1843.573	-0.00691	0.013921	1.691725	0.023551
745	3/2/2010	1854.086	0.005686	0.013925	1.691368	0.023552
746	3/3/2010	1858.668	0.002468	0.013915	1.698715	0.023638
747	3/4/2010	1852.575	-0.00328	0.013913	1.701894	0.023678
748	3/5/2010	1849.252	-0.0018	0.013858	1.694474	0.023482

No	Date	JAKAGRI Index				
		PX_LAST	Return	Stdev	Alpha	VaR
749	3/8/2010	1883.972	0.021781	0.01385	1.690115	0.023408
750	3/9/2010	1928.522	0.020192	0.014	1.695214	0.023733
751	3/10/2010	1926.692	-0.00095	0.014094	1.703802	0.024014
752	3/11/2010	1911.144	-0.0081	0.014091	1.704885	0.024023
753	3/12/2010	1916.958	0.003038	0.01393	1.700514	0.023689
754	3/15/2010	1913.613	-0.00175	0.013419	1.745767	0.023427
755	3/17/2010	1944.977	0.016257	0.01341	1.741401	0.023352
756	3/18/2010	1934.728	-0.00528	0.013435	1.751998	0.023538
757	3/19/2010	1941.278	0.00338	0.013439	1.745618	0.02346
758	3/22/2010	1899.656	-0.02167	0.013441	1.74858	0.023503
759	3/23/2010	1884.013	-0.00827	0.013619	1.745096	0.023766
760	3/24/2010	1891.29	0.003855	0.013456	1.744682	0.023476
761	3/25/2010	1899.13	0.004137	0.013453	1.744213	0.023465
762	3/26/2010	1903.549	0.002324	0.013455	1.74859	0.023526
763	3/29/2010	1899.211	-0.00228	0.013335	1.757114	0.023432
764	3/30/2010	1920.693	0.011248	0.012635	1.693236	0.021394
765	3/31/2010	1923.598	0.001511	0.012639	1.69332	0.021402
766	4/1/2010	1941.511	0.009269	0.012629	1.696999	0.021431
767	4/5/2010	1953.936	0.006379	0.012573	1.708036	0.021474
768	4/6/2010	1952.913	-0.00052	0.012546	1.716974	0.021542
769	4/7/2010	1993.779	0.02071	0.012467	1.711303	0.021336
770	4/8/2010	1975.539	-0.00919	0.012613	1.714119	0.02162
771	4/9/2010	1967.854	-0.0039	0.012609	1.703003	0.021473
772	4/12/2010	1987.198	0.009782	0.012615	1.697248	0.02141
773	4/13/2010	1957.367	-0.01513	0.012635	1.705037	0.021542
774	4/14/2010	1963.737	0.003249	0.012703	1.693977	0.021518
775	4/15/2010	1954.743	-0.00459	0.012655	1.701569	0.021533
776	4/16/2010	1931.869	-0.01177	0.012612	1.692683	0.021348
777	4/19/2010	1887.134	-0.02343	0.012549	1.683539	0.021126
778	4/20/2010	1915.656	0.015001	0.012745	1.690758	0.021548
779	4/21/2010	1919.596	0.002055	0.012811	1.691851	0.021674
780	4/22/2010	1936.21	0.008618	0.012812	1.693237	0.021693
781	4/23/2010	1922.535	-0.00709	0.012834	1.699227	0.021807
782	4/26/2010	1931.683	0.004747	0.012849	1.697505	0.021811
783	4/27/2010	1915.967	-0.00817	0.012762	1.69574	0.021641
784	4/28/2010	1883.212	-0.01724	0.012775	1.68649	0.021544
785	4/29/2010	1868.372	-0.00791	0.012126	1.65	0.020007
786	4/30/2010	1932.17	0.033576	0.012157	1.65	0.020058
787	5/3/2010	1926.112	-0.00314	0.012464	1.65	0.020566
788	5/4/2010	1889.745	-0.01906	0.012326	1.541599	0.019002
789	5/5/2010	1809.649	-0.04331	0.012467	1.65	0.020571
790	5/6/2010	1795.839	-0.00766	0.013188	1.629349	0.021488
791	5/7/2010	1752.845	-0.02423	0.013208	1.626412	0.021482
792	5/10/2010	1804.893	0.029261	0.013418	1.65	0.02214
793	5/11/2010	1814.53	0.005325	0.013741	1.65	0.022673
794	5/12/2010	1829.882	0.008425	0.013751	1.65	0.02269
795	5/14/2010	1800.512	-0.01618	0.013775	1.65	0.022729
796	5/17/2010	1729.894	-0.04001	0.01386	1.65	0.022869
797	5/18/2010	1743.073	0.00759	0.014412	1.65	0.02378
798	5/19/2010	1668.367	-0.0438	0.014435	1.65	0.023817
799	5/20/2010	1629.847	-0.02336	0.015017	1.65	0.024778
800	5/21/2010	1567.098	-0.03926	0.014779	1.65	0.024386
801	5/24/2010	1550.949	-0.01036	0.015255	1.65	0.025171
802	5/25/2010	1427.35	-0.08305	0.015284	1.65	0.025219
803	5/26/2010	1579.999	0.101605	0.017131	1.979562	0.033911
804	5/27/2010	1594.53	0.009155	0.020017	1.494368	0.029913
805	5/31/2010	1645.391	0.031399	0.020042	1.499687	0.030057
806	6/1/2010	1600.3	-0.02779	0.020077	1.499089	0.030097
807	6/2/2010	1609.721	0.00587	0.020176	1.491038	0.030083
808	6/3/2010	1663.211	0.032689	0.02017	1.49033	0.030059
809	6/4/2010	1730.81	0.039839	0.02003	1.49522	0.029949
810	6/7/2010	1661.762	-0.04071	0.020393	1.491307	0.030411
811	6/8/2010	1671.264	0.005702	0.020764	1.501209	0.031172
812	6/9/2010	1646.442	-0.01496	0.020771	1.502222	0.031203
813	6/10/2010	1640.858	-0.0034	0.020753	1.502363	0.031179
814	6/11/2010	1653.452	0.007646	0.020735	1.49778	0.031057
815	6/14/2010	1677.506	0.014443	0.020752	1.503359	0.031198
816	6/15/2010	1700.21	0.013444	0.020808	1.511822	0.031458

No	Date	JAKAGRI Index				
		PX_LAST	Return	Stdev	Alpha	VaR
817	6/16/2010	1703.098	0.001697	0.020861	1.518028	0.031667
818	6/17/2010	1728.977	0.015081	0.020851	1.521785	0.031731
819	6/18/2010	1709.331	-0.01143	0.020906	1.525725	0.031897
820	6/21/2010	1720.421	0.006467	0.020924	1.524399	0.031897
821	6/22/2010	1717.556	-0.00161	0.020932	1.529456	0.032015
822	6/23/2010	1720.135	0.001471	0.020904	1.532741	0.032041
823	6/24/2010	1710.228	-0.00581	0.0209	1.535563	0.032093
824	6/25/2010	1720.334	0.005892	0.02089	1.530223	0.031967
825	6/28/2010	1720.309	-1.5E-05	0.020874	1.536649	0.032076
826	6/29/2010	1681.63	-0.02274	0.02082	1.54118	0.032087
827	6/30/2010	1660.501	-0.01264	0.020927	1.539911	0.032225
828	7/1/2010	1602.27	-0.0357	0.020866	1.528843	0.031902
829	7/2/2010	1606.764	0.002801	0.02112	1.527692	0.032266
830	7/5/2010	1591.564	-0.00951	0.021009	1.533208	0.032211
831	7/6/2010	1649.528	0.035772	0.020993	1.534018	0.032203
832	7/7/2010	1626.333	-0.01416	0.021314	1.537601	0.032772
833	7/8/2010	1612.432	-0.00858	0.021339	1.536545	0.032788
834	7/9/2010	1599.22	-0.00823	0.021275	1.526997	0.032487
835	7/12/2010	1589.071	-0.00637	0.021258	1.519891	0.03231
836	7/13/2010	1619.669	0.019072	0.021245	1.521096	0.032315
837	7/14/2010	1614.206	-0.00338	0.021304	1.523334	0.032453
838	7/15/2010	1598.562	-0.00974	0.021244	1.51612	0.032209
839	7/16/2010	1616.005	0.010853	0.021253	1.515259	0.032204
840	7/19/2010	1625.766	0.006022	0.021277	1.522864	0.032402
841	7/20/2010	1714.09	0.052903	0.021267	1.521796	0.032363
842	7/21/2010	1704.939	-0.00535	0.021874	1.50383	0.032895
843	7/22/2010	1707.989	0.001787	0.021879	1.502014	0.032862
844	7/23/2010	1771.203	0.036342	0.021855	1.506429	0.032923
845	7/26/2010	1718.471	-0.03022	0.022159	1.515341	0.033579
846	7/27/2010	1706.723	-0.00686	0.02235	1.51183	0.033789
847	7/28/2010	1677.878	-0.01705	0.022356	1.508395	0.033721
848	7/29/2010	1678.57	0.000412	0.022413	1.505261	0.033737
849	7/30/2010	1677.172	-0.00083	0.022413	1.506118	0.033757
850	8/2/2010	1676.529	-0.00038	0.022295	1.498136	0.033401
851	8/3/2010	1649.536	-0.01623	0.022191	1.49056	0.033076
852	8/4/2010	1687.398	0.022694	0.02224	1.486537	0.033061
853	8/5/2010	1777.597	0.052075	0.022361	1.497315	0.033482
854	8/6/2010	1814.519	0.020558	0.022985	1.49152	0.034283
855	8/9/2010	1824.917	0.005714	0.023083	1.499605	0.034616
856	8/10/2010	1795.212	-0.01641	0.02303	1.495664	0.034445
857	8/11/2010	1767.245	-0.0157	0.023079	1.493389	0.034467
858	8/12/2010	1767.798	0.000313	0.023124	1.48795	0.034407
859	8/13/2010	1775.2	0.004178	0.023029	1.492077	0.034361
860	8/16/2010	1750.669	-0.01392	0.023021	1.49647	0.034451
861	8/18/2010	1740.445	-0.00586	0.023055	1.491057	0.034377
862	8/19/2010	1732.784	-0.00441	0.023055	1.487368	0.034292
863	8/20/2010	1735.402	0.00151	0.023056	1.484866	0.034235
864	8/23/2010	1737.611	0.001272	0.023057	1.486304	0.034269
865	8/24/2010	1744.548	0.003984	0.023025	1.482306	0.03413
866	8/25/2010	1760.367	0.009027	0.023029	1.483298	0.034159
867	8/26/2010	1783.874	0.013265	0.023028	1.483202	0.034155
868	8/27/2010	1755.2	-0.0162	0.023061	1.485898	0.034266
869	8/30/2010	1765.077	0.005612	0.023111	1.481945	0.03425
870	8/31/2010	1742.853	-0.01267	0.023017	1.476584	0.033986
871	9/1/2010	1767.403	0.013988	0.023032	1.475848	0.033991
872	9/2/2010	1759.007	-0.00476	0.02308	1.482811	0.034224
873	9/3/2010	1771.701	0.007191	0.023057	1.47716	0.034059
874	9/6/2010	1797.212	0.014296	0.023029	1.484134	0.034178
875	9/7/2010	1808.086	0.006032	0.023076	1.48846	0.034348
876	9/15/2010	1823.377	0.008421	0.023083	1.492505	0.034452
877	9/16/2010	1817.65	-0.00315	0.023074	1.4994	0.034598
878	9/17/2010	1871.133	0.029	0.02296	1.501922	0.034485
879	9/20/2010	1896.469	0.01345	0.023097	1.504652	0.034753
880	9/21/2010	1907.46	0.005779	0.023137	1.509058	0.034915
881	9/22/2010	1934.653	0.014155	0.023128	1.507938	0.034875
882	9/23/2010	1947.767	0.006756	0.023161	1.515722	0.035105
883	9/24/2010	1962.488	0.007529	0.023166	1.516512	0.035131
884	9/27/2010	2025.302	0.031506	0.023163	1.522093	0.035256

No	Date	JAKAGRI Index				
		PX_LAST	Return	Stdev	Alpha	VaR
885	9/28/2010	2002.607	-0.01127	0.023303	1.53424	0.035753
886	9/29/2010	1981.882	-0.0104	0.023318	1.533465	0.035758
887	9/30/2010	1964.154	-0.00899	0.023106	1.522463	0.035178
888	10/1/2010	2012.911	0.02452	0.023122	1.520717	0.035162
889	10/4/2010	1985.511	-0.01371	0.023166	1.532691	0.035506
890	10/5/2010	1989.731	0.002123	0.022785	1.517775	0.034582
891	10/6/2010	2013.142	0.011697	0.022768	1.521054	0.034632
892	10/7/2010	2006.387	-0.00336	0.022649	1.528389	0.034616
893	10/8/2010	1998.945	-0.00372	0.022478	1.518611	0.034135
894	10/11/2010	2092.053	0.045526	0.022479	1.515193	0.034059
895	10/12/2010	2141.651	0.023431	0.022905	1.515249	0.034707

LAMPIRAN 2

DATA NORMALITAS

Data Normalitas JAKAGRI

Data	Chi-Square	Jarque-Bera	Normality	Skewness	Dummy for Skewness	α	Cornis Fisher Expansion (α')
NUM101	5.9915	5.06362	0	0.269	0	1.65	1.65
NUM102	5.9915	5.118779	0	0.271327	0	1.65	1.65
NUM103	5.9915	3.835064	0	0.242561	0	1.65	1.65
NUM104	5.9915	3.728751	0	0.252434	0	1.65	1.65
NUM105	5.9915	3.415479	0	0.232445	0	1.65	1.65
NUM106	5.9915	3.344845	0	0.229428	0	1.65	1.65
NUM107	5.9915	4.002679	0	0.23422	0	1.65	1.65
NUM108	5.9915	4.181892	0	0.218975	0	1.65	1.65
NUM109	5.9915	4.212762	0	0.220261	0	1.65	1.65
NUM110	5.9915	4.571487	0	0.141802	0	1.65	1.65
NUM111	5.9915	4.270522	0	0.129599	0	1.65	1.65
NUM112	5.9915	3.844478	0	0.14807	0	1.65	1.65
NUM113	5.9915	3.590524	0	0.130453	0	1.65	1.65
NUM114	5.9915	3.590961	0	0.134271	0	1.65	1.65
NUM115	5.9915	3.813609	0	0.149601	0	1.65	1.65
NUM116	5.9915	3.815278	0	0.128051	0	1.65	1.65
NUM117	5.9915	2.870225	0	0.100787	0	1.65	1.65
NUM118	5.9915	3.629945	0	0.095918	0	1.65	1.65
NUM119	5.9915	4.683153	0	0.088777	0	1.65	1.65
NUM120	5.9915	4.633807	0	0.106237	0	1.65	1.65
NUM121	5.9915	8.032425	1	-0.166945	-0.166945	1.65	1.70
NUM122	5.9915	6.127799	1	0.043171	0.043171	1.65	1.64
NUM123	5.9915	6.038212	1	0.041994	0.041994	1.65	1.64
NUM124	5.9915	11.8671	1	-0.247254	-0.247254	1.65	1.72
NUM125	5.9915	10.82661	1	-0.252422	-0.252422	1.65	1.72
NUM126	5.9915	11.76866	1	-0.263448	-0.263448	1.65	1.73
NUM127	5.9915	10.76506	1	-0.339416	-0.339416	1.65	1.75
NUM128	5.9915	8.71893	1	-0.326401	-0.326401	1.65	1.74
NUM129	5.9915	8.630001	1	-0.314605	-0.314605	1.65	1.74
NUM130	5.9915	8.066134	1	-0.295096	-0.295096	1.65	1.73
NUM131	5.9915	7.867719	1	-0.291033	-0.291033	1.65	1.73
NUM132	5.9915	8.664811	1	-0.314715	-0.314715	1.65	1.74
NUM133	5.9915	8.392694	1	-0.279112	-0.279112	1.65	1.73
NUM134	5.9915	11.04469	1	-0.426016	-0.426016	1.65	1.77
NUM135	5.9915	23.02711	1	-0.702998	-0.702998	1.65	1.85
NUM136	5.9915	20.55351	1	-0.386877	-0.386877	1.65	1.76
NUM137	5.9915	16.4613	1	-0.381739	-0.381739	1.65	1.76
NUM138	5.9915	16.18695	1	-0.411802	-0.411802	1.65	1.77
NUM139	5.9915	14.45942	1	-0.40215	-0.40215	1.65	1.77
NUM140	5.9915	14.33795	1	-0.419355	-0.419355	1.65	1.77
NUM141	5.9915	15.77688	1	-0.4274	-0.4274	1.65	1.77
NUM142	5.9915	15.92028	1	-0.396676	-0.396676	1.65	1.76
NUM143	5.9915	15.19683	1	-0.366516	-0.366516	1.65	1.76

NUM144	5.9915	15.9227	1	-0.391227	-0.391227	1.65	1.76
NUM145	5.9915	15.98898	1	-0.389751	-0.389751	1.65	1.76
NUM146	5.9915	16.02186	1	-0.371843	-0.371843	1.65	1.76
NUM147	5.9915	17.5377	1	-0.408688	-0.408688	1.65	1.77
NUM148	5.9915	18.34478	1	-0.390045	-0.390045	1.65	1.76
NUM149	5.9915	18.46738	1	-0.396054	-0.396054	1.65	1.76
NUM150	5.9915	18.51602	1	-0.373204	-0.373204	1.65	1.76
NUM151	5.9915	18.42812	1	-0.342033	-0.342033	1.65	1.75
NUM152	5.9915	18.11238	1	-0.364927	-0.364927	1.65	1.75
NUM153	5.9915	20.65603	1	-0.375158	-0.375158	1.65	1.76
NUM154	5.9915	20.85562	1	-0.366074	-0.366074	1.65	1.76
NUM155	5.9915	21.52996	1	-0.355143	-0.355143	1.65	1.75
NUM156	5.9915	22.26194	1	-0.333963	-0.333963	1.65	1.75
NUM157	5.9915	22.59691	1	-0.32906	-0.32906	1.65	1.74
NUM158	5.9915	27.997	1	-0.437712	-0.437712	1.65	1.78
NUM159	5.9915	29.45653	1	-0.415675	-0.415675	1.65	1.77
NUM160	5.9915	29.46454	1	-0.425294	-0.425294	1.65	1.77
NUM161	5.9915	29.27324	1	-0.41511	-0.41511	1.65	1.77
NUM162	5.9915	29.02559	1	-0.411616	-0.411616	1.65	1.77
NUM163	5.9915	30.15119	1	-0.397053	-0.397053	1.65	1.76
NUM164	5.9915	35.74776	1	-0.41797	-0.41797	1.65	1.77
NUM165	5.9915	37.27711	1	-0.435977	-0.435977	1.65	1.78
NUM166	5.9915	38.47261	1	-0.462659	-0.462659	1.65	1.78
NUM167	5.9915	34.15069	1	-0.460133	-0.460133	1.65	1.78
NUM168	5.9915	34.121	1	-0.459353	-0.459353	1.65	1.78
NUM169	5.9915	33.90171	1	-0.45273	-0.45273	1.65	1.78
NUM170	5.9915	37.80708	1	-0.450282	-0.450282	1.65	1.78
NUM171	5.9915	38.28786	1	-0.467141	-0.467141	1.65	1.78
NUM172	5.9915	40.32116	1	-0.497565	-0.497565	1.65	1.79
NUM173	5.9915	39.75091	1	-0.507467	-0.507467	1.65	1.80
NUM174	5.9915	39.32555	1	-0.515493	-0.515493	1.65	1.80
NUM175	5.9915	40.73922	1	-0.519217	-0.519217	1.65	1.80
NUM176	5.9915	41.794	1	-0.534369	-0.534369	1.65	1.80
NUM177	5.9915	38.11191	1	-0.500589	-0.500589	1.65	1.79
NUM178	5.9915	32.36045	1	-0.4615	-0.4615	1.65	1.78
NUM179	5.9915	27.64464	1	-0.440534	-0.440534	1.65	1.78
NUM180	5.9915	27.98799	1	-0.412411	-0.412411	1.65	1.77
NUM181	5.9915	23.4554	1	-0.380715	-0.380715	1.65	1.76
NUM182	5.9915	19.7439	1	-0.27551	-0.27551	1.65	1.73
NUM183	5.9915	17.86917	1	-0.277752	-0.277752	1.65	1.73
NUM184	5.9915	18.29899	1	-0.288679	-0.288679	1.65	1.73
NUM185	5.9915	17.74667	1	-0.272844	-0.272844	1.65	1.73
NUM186	5.9915	17.93482	1	-0.306228	-0.306228	1.65	1.74
NUM187	5.9915	17.59212	1	-0.299001	-0.299001	1.65	1.74
NUM188	5.9915	17.50666	1	-0.298072	-0.298072	1.65	1.74
NUM189	5.9915	17.45395	1	-0.309439	-0.309439	1.65	1.74
NUM190	5.9915	17.93611	1	-0.34533	-0.34533	1.65	1.75

NUM191	5.9915	19.22634	1	-0.374409	-0.374409	1.65	1.76
NUM192	5.9915	18.45324	1	-0.382075	-0.382075	1.65	1.76
NUM193	5.9915	18.3146	1	-0.376971	-0.376971	1.65	1.76
NUM194	5.9915	14.84888	1	-0.373526	-0.373526	1.65	1.76
NUM195	5.9915	15.7106	1	-0.394229	-0.394229	1.65	1.76
NUM196	5.9915	15.77092	1	-0.408249	-0.408249	1.65	1.77
NUM197	5.9915	16.26707	1	-0.428431	-0.428431	1.65	1.77
NUM198	5.9915	15.73356	1	-0.418991	-0.418991	1.65	1.77
NUM199	5.9915	16.78373	1	-0.427007	-0.427007	1.65	1.77
NUM200	5.9915	18.24793	1	-0.448816	-0.448816	1.65	1.78
NUM201	5.9915	18.16217	1	-0.450347	-0.450347	1.65	1.78
NUM202	5.9915	18.093	1	-0.455943	-0.455943	1.65	1.78
NUM203	5.9915	15.98078	1	-0.407993	-0.407993	1.65	1.77
NUM204	5.9915	16.73135	1	-0.424005	-0.424005	1.65	1.77
NUM205	5.9915	15.76003	1	-0.395141	-0.395141	1.65	1.76
NUM206	5.9915	15.00826	1	-0.36907	-0.36907	1.65	1.76
NUM207	5.9915	13.85999	1	-0.386156	-0.386156	1.65	1.76
NUM208	5.9915	13.67064	1	-0.401352	-0.401352	1.65	1.77
NUM209	5.9915	13.63134	1	-0.395626	-0.395626	1.65	1.76
NUM210	5.9915	13.23209	1	-0.380721	-0.380721	1.65	1.76
NUM211	5.9915	12.65195	1	-0.35388	-0.35388	1.65	1.75
NUM212	5.9915	12.78679	1	-0.355477	-0.355477	1.65	1.75
NUM213	5.9915	12.8164	1	-0.34848	-0.34848	1.65	1.75
NUM214	5.9915	12.90373	1	-0.352094	-0.352094	1.65	1.75
NUM215	5.9915	12.69495	1	-0.344943	-0.344943	1.65	1.75
NUM216	5.9915	12.5836	1	-0.336621	-0.336621	1.65	1.75
NUM217	5.9915	13.51111	1	-0.319353	-0.319353	1.65	1.74
NUM218	5.9915	10.99247	1	-0.300473	-0.300473	1.65	1.74
NUM219	5.9915	10.90172	1	-0.292045	-0.292045	1.65	1.73
NUM220	5.9915	11.1229	1	-0.303773	-0.303773	1.65	1.74
NUM221	5.9915	11.52429	1	-0.257453	-0.257453	1.65	1.72
NUM222	5.9915	11.6514	1	-0.29169	-0.29169	1.65	1.73
NUM223	5.9915	11.83715	1	-0.278835	-0.278835	1.65	1.73
NUM224	5.9915	13.87573	1	-0.199006	-0.199006	1.65	1.71
NUM225	5.9915	11.59784	1	-0.155299	-0.155299	1.65	1.69
NUM226	5.9915	9.127837	1	-0.125593	-0.125593	1.65	1.69
NUM227	5.9915	10.12902	1	-0.102273	-0.102273	1.65	1.68
NUM228	5.9915	12.23751	1	-0.122332	-0.122332	1.65	1.69
NUM229	5.9915	11.25349	1	-0.054303	-0.054303	1.65	1.67
NUM230	5.9915	11.29037	1	-0.087102	-0.087102	1.65	1.68
NUM231	5.9915	11.76137	1	-0.096296	-0.096296	1.65	1.68
NUM232	5.9915	10.90305	1	-0.221279	-0.221279	1.65	1.71
NUM233	5.9915	10.87888	1	-0.256443	-0.256443	1.65	1.72
NUM234	5.9915	10.0707	1	-0.140313	-0.140313	1.65	1.69
NUM235	5.9915	3.690154	0	0.13642	0	1.65	1.65
NUM236	5.9915	32.75782	1	-0.605451	-0.605451	1.65	1.82
NUM237	5.9915	33.61652	1	-0.332284	-0.332284	1.65	1.75

NUM238	5.9915	32.84672	1	-0.294064	-0.294064	1.65	1.73
NUM239	5.9915	33.78315	1	-0.296464	-0.296464	1.65	1.74
NUM240	5.9915	30.38411	1	-0.259525	-0.259525	1.65	1.72
NUM241	5.9915	29.70172	1	-0.264799	-0.264799	1.65	1.73
NUM242	5.9915	31.11481	1	-0.296506	-0.296506	1.65	1.74
NUM243	5.9915	31.47364	1	-0.298794	-0.298794	1.65	1.74
NUM244	5.9915	30.03071	1	-0.311256	-0.311256	1.65	1.74
NUM245	5.9915	29.75655	1	-0.31721	-0.31721	1.65	1.74
NUM246	5.9915	26.51616	1	-0.301506	-0.301506	1.65	1.74
NUM247	5.9915	22.12979	1	-0.273517	-0.273517	1.65	1.73
NUM248	5.9915	19.98669	1	-0.257412	-0.257412	1.65	1.72
NUM249	5.9915	19.29041	1	-0.243217	-0.243217	1.65	1.72
NUM250	5.9915	18.48843	1	-0.234381	-0.234381	1.65	1.72
NUM251	5.9915	18.86446	1	-0.267338	-0.267338	1.65	1.73
NUM252	5.9915	19.03996	1	-0.263985	-0.263985	1.65	1.73
NUM253	5.9915	19.95288	1	-0.282399	-0.282399	1.65	1.73
NUM254	5.9915	19.53581	1	-0.299372	-0.299372	1.65	1.74
NUM255	5.9915	19.04715	1	-0.287897	-0.287897	1.65	1.73
NUM256	5.9915	19.30452	1	-0.293923	-0.293923	1.65	1.73
NUM257	5.9915	19.25274	1	-0.289664	-0.289664	1.65	1.73
NUM258	5.9915	18.2193	1	-0.294269	-0.294269	1.65	1.73
NUM259	5.9915	18.75781	1	-0.304366	-0.304366	1.65	1.74
NUM260	5.9915	22.47915	1	-0.323846	-0.323846	1.65	1.74
NUM261	5.9915	22.17472	1	-0.319376	-0.319376	1.65	1.74
NUM262	5.9915	23.00832	1	-0.337413	-0.337413	1.65	1.75
NUM263	5.9915	22.70835	1	-0.332026	-0.332026	1.65	1.75
NUM264	5.9915	23.08854	1	-0.346691	-0.346691	1.65	1.75
NUM265	5.9915	22.66067	1	-0.339858	-0.339858	1.65	1.75
NUM266	5.9915	22.55236	1	-0.333405	-0.333405	1.65	1.75
NUM267	5.9915	19.85925	1	-0.380675	-0.380675	1.65	1.76
NUM268	5.9915	18.83279	1	-0.366154	-0.366154	1.65	1.76
NUM269	5.9915	18.87975	1	-0.367233	-0.367233	1.65	1.76
NUM270	5.9915	16.35873	1	-0.433703	-0.433703	1.65	1.77
NUM271	5.9915	13.414	1	-0.462653	-0.462653	1.65	1.78
NUM272	5.9915	11.49583	1	-0.429574	-0.429574	1.65	1.77
NUM273	5.9915	11.50021	1	-0.429234	-0.429234	1.65	1.77
NUM274	5.9915	11.05819	1	-0.408523	-0.408523	1.65	1.77
NUM275	5.9915	11.06773	1	-0.408282	-0.408282	1.65	1.77
NUM276	5.9915	9.321685	1	-0.393979	-0.393979	1.65	1.76
NUM277	5.9915	10.42339	1	-0.420875	-0.420875	1.65	1.77
NUM278	5.9915	12.37506	1	-0.446653	-0.446653	1.65	1.78
NUM279	5.9915	13.36417	1	-0.436415	-0.436415	1.65	1.78
NUM280	5.9915	11.87794	1	-0.421864	-0.421864	1.65	1.77
NUM281	5.9915	10.53149	1	-0.393149	-0.393149	1.65	1.76
NUM282	5.9915	10.23865	1	-0.431553	-0.431553	1.65	1.77
NUM283	5.9915	9.199833	1	-0.434009	-0.434009	1.65	1.77
NUM284	5.9915	9.238109	1	-0.445514	-0.445514	1.65	1.78

NUM285	5.9915	8.168989	1	-0.442447	-0.442447	1.65	1.78
NUM286	5.9915	7.795212	1	-0.41536	-0.41536	1.65	1.77
NUM287	5.9915	7.364225	1	-0.404579	-0.404579	1.65	1.77
NUM288	5.9915	7.267048	1	-0.428543	-0.428543	1.65	1.77
NUM289	5.9915	7.099125	1	-0.434036	-0.434036	1.65	1.77
NUM290	5.9915	7.406192	1	-0.422286	-0.422286	1.65	1.77
NUM291	5.9915	7.382081	1	-0.418888	-0.418888	1.65	1.77
NUM292	5.9915	7.515954	1	-0.416128	-0.416128	1.65	1.77
NUM293	5.9915	7.069188	1	-0.401387	-0.401387	1.65	1.77
NUM294	5.9915	9.021167	1	-0.421209	-0.421209	1.65	1.77
NUM295	5.9915	8.474257	1	-0.402044	-0.402044	1.65	1.77
NUM296	5.9915	8.468492	1	-0.395539	-0.395539	1.65	1.76
NUM297	5.9915	8.467755	1	-0.395732	-0.395732	1.65	1.76
NUM298	5.9915	7.022919	1	-0.381647	-0.381647	1.65	1.76
NUM299	5.9915	6.86384	1	-0.377712	-0.377712	1.65	1.76
NUM300	5.9915	6.910675	1	-0.388301	-0.388301	1.65	1.76
NUM301	5.9915	6.937479	1	-0.386149	-0.386149	1.65	1.76
NUM302	5.9915	6.882726	1	-0.388872	-0.388872	1.65	1.76
NUM303	5.9915	7.741192	1	-0.386993	-0.386993	1.65	1.76
NUM304	5.9915	7.76606	1	-0.394311	-0.394311	1.65	1.76
NUM305	5.9915	8.055399	1	-0.403853	-0.403853	1.65	1.77
NUM306	5.9915	8.373693	1	-0.428134	-0.428134	1.65	1.77
NUM307	5.9915	8.868285	1	-0.413683	-0.413683	1.65	1.77
NUM308	5.9915	9.01436	1	-0.407696	-0.407696	1.65	1.77
NUM309	5.9915	8.938982	1	-0.402523	-0.402523	1.65	1.77
NUM310	5.9915	9.120063	1	-0.412088	-0.412088	1.65	1.77
NUM311	5.9915	9.471078	1	-0.432663	-0.432663	1.65	1.77
NUM312	5.9915	9.839884	1	-0.442992	-0.442992	1.65	1.78
NUM313	5.9915	9.655346	1	-0.45223	-0.45223	1.65	1.78
NUM314	5.9915	9.568872	1	-0.464308	-0.464308	1.65	1.78
NUM315	5.9915	8.959737	1	-0.449306	-0.449306	1.65	1.78
NUM316	5.9915	8.978777	1	-0.450288	-0.450288	1.65	1.78
NUM317	5.9915	8.241982	1	-0.430576	-0.430576	1.65	1.77
NUM318	5.9915	9.554864	1	-0.449844	-0.449844	1.65	1.78
NUM319	5.9915	9.631597	1	-0.46256	-0.46256	1.65	1.78
NUM320	5.9915	9.501578	1	-0.455518	-0.455518	1.65	1.78
NUM321	5.9915	10.82418	1	-0.469425	-0.469425	1.65	1.78
NUM322	5.9915	10.96514	1	-0.451166	-0.451166	1.65	1.78
NUM323	5.9915	9.654172	1	-0.421358	-0.421358	1.65	1.77
NUM324	5.9915	9.291067	1	-0.40582	-0.40582	1.65	1.77
NUM325	5.9915	9.94632	1	-0.402987	-0.402987	1.65	1.77
NUM326	5.9915	12.5047	1	-0.459842	-0.459842	1.65	1.78
NUM327	5.9915	14.01985	1	-0.462524	-0.462524	1.65	1.78
NUM328	5.9915	13.82339	1	-0.466904	-0.466904	1.65	1.78
NUM329	5.9915	17.0193	1	-0.545457	-0.545457	1.65	1.81
NUM330	5.9915	17.69325	1	-0.540303	-0.540303	1.65	1.81
NUM331	5.9915	14.71696	1	-0.501921	-0.501921	1.65	1.79

NUM332	5.9915	18.53203	1	-0.50046	-0.50046	1.65	1.79
NUM333	5.9915	19.72327	1	-0.485923	-0.485923	1.65	1.79
NUM334	5.9915	21.74254	1	-0.508173	-0.508173	1.65	1.80
NUM335	5.9915	26.36128	1	-0.52641	-0.52641	1.65	1.80
NUM336	5.9915	12.82956	1	-0.200397	-0.200397	1.65	1.71
NUM337	5.9915	10.76897	1	-0.637888	-0.637888	1.65	1.83
NUM338	5.9915	11.19639	1	-0.647445	-0.647445	1.65	1.84
NUM339	5.9915	11.47192	1	-0.636815	-0.636815	1.65	1.83
NUM340	5.9915	10.63883	1	-0.638153	-0.638153	1.65	1.83
NUM341	5.9915	11.0268	1	-0.634892	-0.634892	1.65	1.83
NUM342	5.9915	11.15148	1	-0.634644	-0.634644	1.65	1.83
NUM343	5.9915	10.53133	1	-0.634471	-0.634471	1.65	1.83
NUM344	5.9915	9.595294	1	-0.602612	-0.602612	1.65	1.82
NUM345	5.9915	9.777609	1	-0.600168	-0.600168	1.65	1.82
NUM346	5.9915	9.271073	1	-0.614922	-0.614922	1.65	1.83
NUM347	5.9915	10.86022	1	-0.64081	-0.64081	1.65	1.83
NUM348	5.9915	11.67566	1	-0.655432	-0.655432	1.65	1.84
NUM349	5.9915	9.980585	1	-0.631126	-0.631126	1.65	1.83
NUM350	5.9915	10.25458	1	-0.637729	-0.637729	1.65	1.83
NUM351	5.9915	10.64407	1	-0.64148	-0.64148	1.65	1.83
NUM352	5.9915	10.53312	1	-0.628212	-0.628212	1.65	1.83
NUM353	5.9915	9.569979	1	-0.598252	-0.598252	1.65	1.82
NUM354	5.9915	8.973566	1	-0.567073	-0.567073	1.65	1.81
NUM355	5.9915	8.237651	1	-0.547865	-0.547865	1.65	1.81
NUM356	5.9915	6.799832	1	-0.535735	-0.535735	1.65	1.80
NUM357	5.9915	31.19462	1	-0.925163	-0.925163	1.65	1.92
NUM358	5.9915	28.43672	1	-0.865434	-0.865434	1.65	1.90
NUM359	5.9915	27.85172	1	-0.852418	-0.852418	1.65	1.89
NUM360	5.9915	24.45343	1	-0.816032	-0.816032	1.65	1.88
NUM361	5.9915	24.7484	1	-0.824586	-0.824586	1.65	1.89
NUM362	5.9915	21.22784	1	-0.767799	-0.767799	1.65	1.87
NUM363	5.9915	21.42378	1	-0.775771	-0.775771	1.65	1.87
NUM364	5.9915	18.86788	1	-0.731713	-0.731713	1.65	1.86
NUM365	5.9915	19.09604	1	-0.743752	-0.743752	1.65	1.86
NUM366	5.9915	17.25284	1	-0.709301	-0.709301	1.65	1.85
NUM367	5.9915	21.20788	1	-0.722247	-0.722247	1.65	1.86
NUM368	5.9915	19.1562	1	-0.700941	-0.700941	1.65	1.85
NUM369	5.9915	15.80367	1	-0.66238	-0.66238	1.65	1.84
NUM370	5.9915	19.21788	1	-0.662631	-0.662631	1.65	1.84
NUM371	5.9915	22.23029	1	-0.637289	-0.637289	1.65	1.83
NUM372	5.9915	19.83101	1	-0.643046	-0.643046	1.65	1.83
NUM373	5.9915	16.892	1	-0.652182	-0.652182	1.65	1.84
NUM374	5.9915	17.15124	1	-0.66603	-0.66603	1.65	1.84
NUM375	5.9915	14.27029	1	-0.594133	-0.594133	1.65	1.82
NUM376	5.9915	14.43506	1	-0.636974	-0.636974	1.65	1.83
NUM377	5.9915	11.56184	1	-0.596677	-0.596677	1.65	1.82
NUM378	5.9915	11.37117	1	-0.602222	-0.602222	1.65	1.82

NUM379	5.9915	10.89889	1	-0.603954	-0.603954	1.65	1.82
NUM380	5.9915	10.82056	1	-0.61146	-0.61146	1.65	1.83
NUM381	5.9915	12.61053	1	-0.635286	-0.635286	1.65	1.83
NUM382	5.9915	14.74227	1	-0.632339	-0.632339	1.65	1.83
NUM383	5.9915	18.14969	1	-0.641786	-0.641786	1.65	1.83
NUM384	5.9915	18.25139	1	-0.64162	-0.64162	1.65	1.83
NUM385	5.9915	22.31301	1	-0.713853	-0.713853	1.65	1.85
NUM386	5.9915	22.58422	1	-0.73508	-0.73508	1.65	1.86
NUM387	5.9915	21.68143	1	-0.725791	-0.725791	1.65	1.86
NUM388	5.9915	19.79193	1	-0.710261	-0.710261	1.65	1.85
NUM389	5.9915	20.74543	1	-0.704923	-0.704923	1.65	1.85
NUM390	5.9915	17.79552	1	-0.663438	-0.663438	1.65	1.84
NUM391	5.9915	17.6971	1	-0.654413	-0.654413	1.65	1.84
NUM392	5.9915	15.12772	1	-0.655284	-0.655284	1.65	1.84
NUM393	5.9915	19.80104	1	-0.796684	-0.796684	1.65	1.88
NUM394	5.9915	18.8868	1	-0.775572	-0.775572	1.65	1.87
NUM395	5.9915	18.84195	1	-0.774692	-0.774692	1.65	1.87
NUM396	5.9915	16.03054	1	-0.728641	-0.728641	1.65	1.86
NUM397	5.9915	15.11445	1	-0.699044	-0.699044	1.65	1.85
NUM398	5.9915	17.33173	1	-0.728483	-0.728483	1.65	1.86
NUM399	5.9915	15.13215	1	-0.690832	-0.690832	1.65	1.85
NUM400	5.9915	11.22939	1	-0.478502	-0.478502	1.65	1.79
NUM401	5.9915	10.20799	1	-0.466718	-0.466718	1.65	1.78
NUM402	5.9915	10.38035	1	-0.466412	-0.466412	1.65	1.78
NUM403	5.9915	10.6783	1	-0.483741	-0.483741	1.65	1.79
NUM404	5.9915	10.00523	1	-0.452333	-0.452333	1.65	1.78
NUM405	5.9915	9.629122	1	-0.437826	-0.437826	1.65	1.78
NUM406	5.9915	9.699266	1	-0.43783	-0.43783	1.65	1.78
NUM407	5.9915	586.4226	1	-2.185769	-2.185769	1.65	2.28
NUM408	5.9915	583.0779	1	-2.168767	-2.168767	1.65	2.27
NUM409	5.9915	432.5877	1	-2.211651	-2.211651	1.65	2.28
NUM410	5.9915	431.3401	1	-2.210817	-2.210817	1.65	2.28
NUM411	5.9915	377.2297	1	-2.059356	-2.059356	1.65	2.24
NUM412	5.9915	374.2188	1	-2.047962	-2.047962	1.65	2.24
NUM413	5.9915	342.347	1	-1.979659	-1.979659	1.65	2.22
NUM414	5.9915	292.8812	1	-1.889373	-1.889373	1.65	2.19
NUM415	5.9915	293.9731	1	-1.89384	-1.89384	1.65	2.19
NUM416	5.9915	288.8882	1	-1.872099	-1.872099	1.65	2.19
NUM417	5.9915	259.0129	1	-1.809781	-1.809781	1.65	2.17
NUM418	5.9915	242.9202	1	-1.763524	-1.763524	1.65	2.16
NUM419	5.9915	212.9033	1	-1.686885	-1.686885	1.65	2.13
NUM420	5.9915	177.8847	1	-1.603847	-1.603847	1.65	2.11
NUM421	5.9915	161.2341	1	-1.542345	-1.542345	1.65	2.09
NUM422	5.9915	161.134	1	-1.538729	-1.538729	1.65	2.09
NUM423	5.9915	141.912	1	-1.448962	-1.448962	1.65	2.07
NUM424	5.9915	108.51	1	-1.088553	-1.088553	1.65	1.96
NUM425	5.9915	85.16851	1	-0.835112	-0.835112	1.65	1.89

NUM426	5.9915	76.74431	1	-0.802905	-0.802905	1.65	1.88
NUM427	5.9915	74.93916	1	-0.806799	-0.806799	1.65	1.88
NUM428	5.9915	69.63783	1	-0.763503	-0.763503	1.65	1.87
NUM429	5.9915	63.46259	1	-0.7535	-0.7535	1.65	1.87
NUM430	5.9915	63.34259	1	-0.743502	-0.743502	1.65	1.86
NUM431	5.9915	66.87874	1	-0.732951	-0.732951	1.65	1.86
NUM432	5.9915	66.57085	1	-0.7206	-0.7206	1.65	1.86
NUM433	5.9915	63.17909	1	-0.693611	-0.693611	1.65	1.85
NUM434	5.9915	62.3029	1	-0.680047	-0.680047	1.65	1.85
NUM435	5.9915	60.46515	1	-0.659711	-0.659711	1.65	1.84
NUM436	5.9915	58.87216	1	-0.625633	-0.625633	1.65	1.83
NUM437	5.9915	61.58334	1	-0.613201	-0.613201	1.65	1.83
NUM438	5.9915	59.8766	1	-0.592663	-0.592663	1.65	1.82
NUM439	5.9915	56.94344	1	-0.599214	-0.599214	1.65	1.82
NUM440	5.9915	58.60823	1	-0.614564	-0.614564	1.65	1.83
NUM441	5.9915	56.55839	1	-0.617319	-0.617319	1.65	1.83
NUM442	5.9915	55.64955	1	-0.618202	-0.618202	1.65	1.83
NUM443	5.9915	57.63672	1	-0.619119	-0.619119	1.65	1.83
NUM444	5.9915	50.59513	1	-0.600209	-0.600209	1.65	1.82
NUM445	5.9915	50.84571	1	-0.596232	-0.596232	1.65	1.82
NUM446	5.9915	51.7889	1	-0.60167	-0.60167	1.65	1.82
NUM447	5.9915	50.82549	1	-0.610744	-0.610744	1.65	1.83
NUM448	5.9915	50.85181	1	-0.611788	-0.611788	1.65	1.83
NUM449	5.9915	51.59874	1	-0.618809	-0.618809	1.65	1.83
NUM450	5.9915	49.27319	1	-0.626849	-0.626849	1.65	1.83
NUM451	5.9915	40.60601	1	-0.54446	-0.54446	1.65	1.81
NUM452	5.9915	39.267	1	-0.552344	-0.552344	1.65	1.81
NUM453	5.9915	37.42099	1	-0.533978	-0.533978	1.65	1.80
NUM454	5.9915	32.6175	1	-0.518857	-0.518857	1.65	1.80
NUM455	5.9915	32.47632	1	-0.516463	-0.516463	1.65	1.80
NUM456	5.9915	34.69509	1	-0.550012	-0.550012	1.65	1.81
NUM457	5.9915	42.72062	1	-0.580448	-0.580448	1.65	1.82
NUM458	5.9915	45.09918	1	-0.567583	-0.567583	1.65	1.81
NUM459	5.9915	45.18066	1	-0.571612	-0.571612	1.65	1.81
NUM460	5.9915	46.50959	1	-0.596226	-0.596226	1.65	1.82
NUM461	5.9915	46.51137	1	-0.596114	-0.596114	1.65	1.82
NUM462	5.9915	49.03666	1	-0.593411	-0.593411	1.65	1.82
NUM463	5.9915	49.04145	1	-0.593288	-0.593288	1.65	1.82
NUM464	5.9915	39.50238	1	-0.454685	-0.454685	1.65	1.78
NUM465	5.9915	37.98954	1	-0.460216	-0.460216	1.65	1.78
NUM466	5.9915	38.68027	1	-0.472058	-0.472058	1.65	1.79
NUM467	5.9915	36.30448	1	-0.446491	-0.446491	1.65	1.78
NUM468	5.9915	33.04506	1	-0.456353	-0.456353	1.65	1.78
NUM469	5.9915	33.66137	1	-0.460947	-0.460947	1.65	1.78
NUM470	5.9915	31.53638	1	-0.437151	-0.437151	1.65	1.78
NUM471	5.9915	31.90453	1	-0.447537	-0.447537	1.65	1.78
NUM472	5.9915	32.61813	1	-0.451628	-0.451628	1.65	1.78

NUM473	5.9915	36.57531	1	-0.491431	-0.491431	1.65	1.79
NUM474	5.9915	36.59674	1	-0.490285	-0.490285	1.65	1.79
NUM475	5.9915	38.78694	1	-0.481159	-0.481159	1.65	1.79
NUM476	5.9915	41.29549	1	-0.507205	-0.507205	1.65	1.80
NUM477	5.9915	44.02476	1	-0.528833	-0.528833	1.65	1.80
NUM478	5.9915	43.61334	1	-0.508953	-0.508953	1.65	1.80
NUM479	5.9915	43.3633	1	-0.50974	-0.50974	1.65	1.80
NUM480	5.9915	44.92923	1	-0.494334	-0.494334	1.65	1.79
NUM481	5.9915	45.14283	1	-0.502538	-0.502538	1.65	1.79
NUM482	5.9915	45.50075	1	-0.509238	-0.509238	1.65	1.80
NUM483	5.9915	45.35341	1	-0.505942	-0.505942	1.65	1.80
NUM484	5.9915	45.38036	1	-0.493655	-0.493655	1.65	1.79
NUM485	5.9915	45.34627	1	-0.496183	-0.496183	1.65	1.79
NUM486	5.9915	45.6132	1	-0.49164	-0.49164	1.65	1.79
NUM487	5.9915	38.59032	1	-0.458289	-0.458289	1.65	1.78
NUM488	5.9915	40.57918	1	-0.493958	-0.493958	1.65	1.79
NUM489	5.9915	40.49428	1	-0.491859	-0.491859	1.65	1.79
NUM490	5.9915	41.43886	1	-0.52323	-0.52323	1.65	1.80
NUM491	5.9915	40.26533	1	-0.507756	-0.507756	1.65	1.80
NUM492	5.9915	45.17366	1	-0.549384	-0.549384	1.65	1.81
NUM493	5.9915	53.88673	1	-0.565804	-0.565804	1.65	1.81
NUM494	5.9915	54.51394	1	-0.573859	-0.573859	1.65	1.81
NUM495	5.9915	54.96184	1	-0.58125	-0.58125	1.65	1.82
NUM496	5.9915	57.56993	1	-0.598395	-0.598395	1.65	1.82
NUM497	5.9915	58.35377	1	-0.605904	-0.605904	1.65	1.82
NUM498	5.9915	58.84386	1	-0.617359	-0.617359	1.65	1.83
NUM499	5.9915	60.52399	1	-0.598045	-0.598045	1.65	1.82
NUM500	5.9915	66.73435	1	-0.617599	-0.617599	1.65	1.83
NUM501	5.9915	68.06144	1	-0.603017	-0.603017	1.65	1.82
NUM502	5.9915	68.10241	1	-0.593626	-0.593626	1.65	1.82
NUM503	5.9915	67.63474	1	-0.582719	-0.582719	1.65	1.82
NUM504	5.9915	68.68596	1	-0.592973	-0.592973	1.65	1.82
NUM505	5.9915	69.31378	1	-0.607851	-0.607851	1.65	1.82
NUM506	5.9915	69.4937	1	-0.59834	-0.59834	1.65	1.82
NUM507	5.9915	17.37609	1	0.174853	0.174853	1.65	1.60
NUM508	5.9915	17.00224	1	0.149875	0.149875	1.65	1.61
NUM509	5.9915	12.6123	1	0.708131	0.708131	1.65	1.45
NUM510	5.9915	12.9436	1	0.717643	0.717643	1.65	1.44
NUM511	5.9915	15.11256	1	0.739738	0.739738	1.65	1.44
NUM512	5.9915	15.06078	1	0.741789	0.741789	1.65	1.44
NUM513	5.9915	16.73939	1	0.767804	0.767804	1.65	1.43
NUM514	5.9915	20.37873	1	0.852643	0.852643	1.65	1.41
NUM515	5.9915	20.29175	1	0.849254	0.849254	1.65	1.41
NUM516	5.9915	20.35252	1	0.849368	0.849368	1.65	1.41
NUM517	5.9915	21.43892	1	0.866534	0.866534	1.65	1.40
NUM518	5.9915	20.41947	1	0.842073	0.842073	1.65	1.41
NUM519	5.9915	24.68728	1	0.93232	0.93232	1.65	1.38

NUM520	5.9915	28.89456	1	1.078271	1.078271	1.65	1.34
NUM521	5.9915	33.53723	1	1.171218	1.171218	1.65	1.31
NUM522	5.9915	33.06707	1	1.160819	1.160819	1.65	1.32
NUM523	5.9915	38.78584	1	1.210002	1.210002	1.65	1.30
NUM524	5.9915	32.75955	1	1.104422	1.104422	1.65	1.33
NUM525	5.9915	27.26933	1	0.995639	0.995639	1.65	1.36
NUM526	5.9915	32.07014	1	1.028654	1.028654	1.65	1.35
NUM527	5.9915	34.45566	1	1.065851	1.065851	1.65	1.34
NUM528	5.9915	38.76936	1	1.143425	1.143425	1.65	1.32
NUM529	5.9915	38.82991	1	1.143405	1.143405	1.65	1.32
NUM530	5.9915	38.83918	1	1.140313	1.140313	1.65	1.32
NUM531	5.9915	32.49348	1	1.085552	1.085552	1.65	1.34
NUM532	5.9915	32.15644	1	1.072758	1.072758	1.65	1.34
NUM533	5.9915	35.43585	1	1.113586	1.113586	1.65	1.33
NUM534	5.9915	32.2253	1	1.070293	1.070293	1.65	1.34
NUM535	5.9915	34.19267	1	1.087691	1.087691	1.65	1.34
NUM536	5.9915	35.90128	1	1.117062	1.117062	1.65	1.33
NUM537	5.9915	35.69456	1	1.105318	1.105318	1.65	1.33
NUM538	5.9915	32.4609	1	1.077079	1.077079	1.65	1.34
NUM539	5.9915	35.34063	1	1.118658	1.118658	1.65	1.33
NUM540	5.9915	35.51766	1	1.119463	1.119463	1.65	1.33
NUM541	5.9915	37.85582	1	1.145288	1.145288	1.65	1.32
NUM542	5.9915	36.80087	1	1.135603	1.135603	1.65	1.32
NUM543	5.9915	32.14116	1	1.093901	1.093901	1.65	1.34
NUM544	5.9915	32.50186	1	1.108109	1.108109	1.65	1.33
NUM545	5.9915	31.2744	1	1.088308	1.088308	1.65	1.34
NUM546	5.9915	28.44952	1	1.060905	1.060905	1.65	1.35
NUM547	5.9915	26.72756	1	1.040681	1.040681	1.65	1.35
NUM548	5.9915	26.55948	1	1.040417	1.040417	1.65	1.35
NUM549	5.9915	27.03437	1	1.045474	1.045474	1.65	1.35
NUM550	5.9915	29.45068	1	1.085519	1.085519	1.65	1.34
NUM551	5.9915	32.74815	1	1.082741	1.082741	1.65	1.34
NUM552	5.9915	29.75931	1	1.01489	1.01489	1.65	1.36
NUM553	5.9915	33.28759	1	1.064973	1.064973	1.65	1.34
NUM554	5.9915	37.65544	1	1.069976	1.069976	1.65	1.34
NUM555	5.9915	34.16139	1	1.025025	1.025025	1.65	1.36
NUM556	5.9915	34.29112	1	1.027052	1.027052	1.65	1.36
NUM557	5.9915	34.66274	1	1.039962	1.039962	1.65	1.35
NUM558	5.9915	34.62925	1	1.029789	1.029789	1.65	1.35
NUM559	5.9915	32.03689	1	1.005373	1.005373	1.65	1.36
NUM560	5.9915	32.51397	1	1.017365	1.017365	1.65	1.36
NUM561	5.9915	32.35906	1	1.014349	1.014349	1.65	1.36
NUM562	5.9915	31.88966	1	1.006623	1.006623	1.65	1.36
NUM563	5.9915	28.05348	1	0.9659	0.9659	1.65	1.37
NUM564	5.9915	8.49651	1	0.639083	0.639083	1.65	1.47
NUM565	5.9915	9.398682	1	0.657198	0.657198	1.65	1.46
NUM566	5.9915	9.251866	1	0.649897	0.649897	1.65	1.46

NUM567	5.9915	9.866776	1	0.673015	0.673015	1.65	1.46
NUM568	5.9915	10.91397	1	0.667499	0.667499	1.65	1.46
NUM569	5.9915	11.97438	1	0.687353	0.687353	1.65	1.45
NUM570	5.9915	14.63905	1	0.759006	0.759006	1.65	1.43
NUM571	5.9915	14.68897	1	0.763282	0.763282	1.65	1.43
NUM572	5.9915	17.12282	1	0.82008	0.82008	1.65	1.41
NUM573	5.9915	17.73975	1	0.843676	0.843676	1.65	1.41
NUM574	5.9915	16.19674	1	0.819728	0.819728	1.65	1.41
NUM575	5.9915	16.08578	1	0.815835	0.815835	1.65	1.42
NUM576	5.9915	13.0829	1	0.733897	0.733897	1.65	1.44
NUM577	5.9915	13.1026	1	0.732247	0.732247	1.65	1.44
NUM578	5.9915	13.41653	1	0.732752	0.732752	1.65	1.44
NUM579	5.9915	15.00943	1	0.765737	0.765737	1.65	1.43
NUM580	5.9915	13.00328	1	0.722112	0.722112	1.65	1.44
NUM581	5.9915	12.5439	1	0.709422	0.709422	1.65	1.45
NUM582	5.9915	12.47688	1	0.705196	0.705196	1.65	1.45
NUM583	5.9915	12.23074	1	0.703397	0.703397	1.65	1.45
NUM584	5.9915	12.24585	1	0.702473	0.702473	1.65	1.45
NUM585	5.9915	11.69995	1	0.688679	0.688679	1.65	1.45
NUM586	5.9915	11.92073	1	0.698915	0.698915	1.65	1.45
NUM587	5.9915	4.679223	0	0.487392	0	1.65	1.65
NUM588	5.9915	5.321549	0	0.522691	0	1.65	1.65
NUM589	5.9915	4.810368	0	0.496247	0	1.65	1.65
NUM590	5.9915	5.732258	0	0.537886	0	1.65	1.65
NUM591	5.9915	6.098046	1	0.548668	0.548668	1.65	1.49
NUM592	5.9915	6.329063	1	0.566186	0.566186	1.65	1.49
NUM593	5.9915	5.704454	0	0.534544	0	1.65	1.65
NUM594	5.9915	4.699486	0	0.496166	0	1.65	1.65
NUM595	5.9915	4.764364	0	0.500675	0	1.65	1.65
NUM596	5.9915	4.753206	0	0.501241	0	1.65	1.65
NUM597	5.9915	6.462931	1	0.579898	0.579898	1.65	1.48
NUM598	5.9915	6.763465	1	0.597746	0.597746	1.65	1.48
NUM599	5.9915	6.497262	1	0.581956	0.581956	1.65	1.48
NUM600	5.9915	7.326504	1	0.613906	0.613906	1.65	1.47
NUM601	5.9915	7.089909	1	0.602502	0.602502	1.65	1.48
NUM602	5.9915	6.228162	1	0.569754	0.569754	1.65	1.49
NUM603	5.9915	5.977818	0	0.554203	0	1.65	1.65
NUM604	5.9915	5.524292	0	0.531928	0	1.65	1.65
NUM605	5.9915	5.586229	0	0.534665	0	1.65	1.65
NUM606	5.9915	5.605484	0	0.536082	0	1.65	1.65
NUM607	5.9915	5.762436	0	0.531861	0	1.65	1.65
NUM608	5.9915	6.448926	1	0.562868	0.562868	1.65	1.49
NUM609	5.9915	6.182038	1	0.553481	0.553481	1.65	1.49
NUM610	5.9915	6.209931	1	0.555617	0.555617	1.65	1.49
NUM611	5.9915	5.617314	0	0.551222	0	1.65	1.65
NUM612	5.9915	4.770357	0	0.51329	0	1.65	1.65
NUM613	5.9915	4.776885	0	0.513146	0	1.65	1.65

NUM614	5.9915	3.991491	0	0.47827	0	1.65	1.65
NUM615	5.9915	3.717029	0	0.461056	0	1.65	1.65
NUM616	5.9915	3.588077	0	0.453873	0	1.65	1.65
NUM617	5.9915	3.002761	0	0.41116	0	1.65	1.65
NUM618	5.9915	3.406729	0	0.426733	0	1.65	1.65
NUM619	5.9915	3.485611	0	0.432563	0	1.65	1.65
NUM620	5.9915	3.496522	0	0.432019	0	1.65	1.65
NUM621	5.9915	3.40262	0	0.415887	0	1.65	1.65
NUM622	5.9915	3.469051	0	0.420222	0	1.65	1.65
NUM623	5.9915	3.479141	0	0.431797	0	1.65	1.65
NUM624	5.9915	4.329481	0	0.459893	0	1.65	1.65
NUM625	5.9915	4.333009	0	0.46891	0	1.65	1.65
NUM626	5.9915	4.728237	0	0.493593	0	1.65	1.65
NUM627	5.9915	4.488362	0	0.484801	0	1.65	1.65
NUM628	5.9915	4.356439	0	0.468232	0	1.65	1.65
NUM629	5.9915	5.139411	0	0.477248	0	1.65	1.65
NUM630	5.9915	5.143487	0	0.47777	0	1.65	1.65
NUM631	5.9915	5.077617	0	0.440671	0	1.65	1.65
NUM632	5.9915	5.282242	0	0.455573	0	1.65	1.65
NUM633	5.9915	5.073473	0	0.445217	0	1.65	1.65
NUM634	5.9915	6.427654	1	0.482203	0.482203	1.65	1.51
NUM635	5.9915	6.193017	1	0.490075	0.490075	1.65	1.51
NUM636	5.9915	6.896103	1	0.497365	0.497365	1.65	1.51
NUM637	5.9915	6.655152	1	0.489531	0.489531	1.65	1.51
NUM638	5.9915	8.331428	1	0.504077	0.504077	1.65	1.51
NUM639	5.9915	8.526965	1	0.496059	0.496059	1.65	1.51
NUM640	5.9915	8.192307	1	0.472303	0.472303	1.65	1.51
NUM641	5.9915	8.296453	1	0.493583	0.493583	1.65	1.51
NUM642	5.9915	9.594806	1	0.515117	0.515117	1.65	1.50
NUM643	5.9915	11.77681	1	0.520096	0.520096	1.65	1.50
NUM644	5.9915	6.379186	1	0.324756	0.324756	1.65	1.56
NUM645	5.9915	7.165358	1	0.356121	0.356121	1.65	1.55
NUM646	5.9915	8.575041	1	0.321863	0.321863	1.65	1.56
NUM647	5.9915	10.29586	1	0.320437	0.320437	1.65	1.56
NUM648	5.9915	10.41703	1	0.297707	0.297707	1.65	1.56
NUM649	5.9915	10.65854	1	0.291309	0.291309	1.65	1.57
NUM650	5.9915	11.28956	1	0.28856	0.28856	1.65	1.57
NUM651	5.9915	11.38811	1	0.296597	0.296597	1.65	1.56
NUM652	5.9915	12.58461	1	0.452072	0.452072	1.65	1.52
NUM653	5.9915	9.917233	1	0.420297	0.420297	1.65	1.53
NUM654	5.9915	11.77684	1	0.442834	0.442834	1.65	1.52
NUM655	5.9915	14.64129	1	0.476628	0.476628	1.65	1.51
NUM656	5.9915	14.80042	1	0.480368	0.480368	1.65	1.51
NUM657	5.9915	14.97489	1	0.470703	0.470703	1.65	1.51
NUM658	5.9915	15.30843	1	0.483492	0.483492	1.65	1.51
NUM659	5.9915	17.26935	1	0.53018	0.53018	1.65	1.50
NUM660	5.9915	17.03155	1	0.514689	0.514689	1.65	1.50

NUM661	5.9915	17.35623	1	0.526952	0.526952	1.65	1.50
NUM662	5.9915	17.54018	1	0.555083	0.555083	1.65	1.49
NUM663	5.9915	17.78535	1	0.500173	0.500173	1.65	1.51
NUM664	5.9915	17.0921	1	0.486961	0.486961	1.65	1.51
NUM665	5.9915	18.75455	1	0.517162	0.517162	1.65	1.50
NUM666	5.9915	18.69939	1	0.53418	0.53418	1.65	1.50
NUM667	5.9915	22.32125	1	0.575104	0.575104	1.65	1.48
NUM668	5.9915	20.59401	1	0.549111	0.549111	1.65	1.49
NUM669	5.9915	20.60963	1	0.541444	0.541444	1.65	1.49
NUM670	5.9915	19.52389	1	0.523579	0.523579	1.65	1.50
NUM671	5.9915	19.16691	1	0.507134	0.507134	1.65	1.50
NUM672	5.9915	19.27068	1	0.500682	0.500682	1.65	1.51
NUM673	5.9915	19.09141	1	0.470484	0.470484	1.65	1.51
NUM674	5.9915	22.60611	1	0.513138	0.513138	1.65	1.50
NUM675	5.9915	21.51203	1	0.496273	0.496273	1.65	1.51
NUM676	5.9915	25.21504	1	0.617301	0.617301	1.65	1.47
NUM677	5.9915	25.11722	1	0.618593	0.618593	1.65	1.47
NUM678	5.9915	24.65073	1	0.599315	0.599315	1.65	1.48
NUM679	5.9915	24.64737	1	0.599168	0.599168	1.65	1.48
NUM680	5.9915	29.87311	1	0.634855	0.634855	1.65	1.47
NUM681	5.9915	31.51461	1	0.661963	0.661963	1.65	1.46
NUM682	5.9915	29.2791	1	0.634668	0.634668	1.65	1.47
NUM683	5.9915	30.40972	1	0.617563	0.617563	1.65	1.47
NUM684	5.9915	24.16452	1	0.501956	0.501956	1.65	1.51
NUM685	5.9915	26.11502	1	0.527534	0.527534	1.65	1.50
NUM686	5.9915	23.8293	1	0.491522	0.491522	1.65	1.51
NUM687	5.9915	21.59952	1	0.457317	0.457317	1.65	1.52
NUM688	5.9915	23.13877	1	0.441672	0.441672	1.65	1.52
NUM689	5.9915	24.12376	1	0.453163	0.453163	1.65	1.52
NUM690	5.9915	25.30314	1	0.445419	0.445419	1.65	1.52
NUM691	5.9915	26.3298	1	0.440337	0.440337	1.65	1.52
NUM692	5.9915	31.29988	1	0.469892	0.469892	1.65	1.52
NUM693	5.9915	33.49473	1	0.498366	0.498366	1.65	1.51
NUM694	5.9915	39.9971	1	0.524483	0.524483	1.65	1.50
NUM695	5.9915	40.03006	1	0.524063	0.524063	1.65	1.50
NUM696	5.9915	41.53132	1	0.521676	0.521676	1.65	1.50
NUM697	5.9915	10.77995	1	-0.070482	-0.070482	1.65	1.67
NUM698	5.9915	10.96186	1	-0.070983	-0.070983	1.65	1.67
NUM699	5.9915	8.45464	1	-0.092163	-0.092163	1.65	1.68
NUM700	5.9915	8.248667	1	-0.087552	-0.087552	1.65	1.68
NUM701	5.9915	8.287102	1	-0.078125	-0.078125	1.65	1.67
NUM702	5.9915	8.168109	1	-0.075828	-0.075828	1.65	1.67
NUM703	5.9915	8.229935	1	-0.071477	-0.071477	1.65	1.67
NUM704	5.9915	8.696709	1	-0.047542	-0.047542	1.65	1.66
NUM705	5.9915	6.993067	1	-0.039383	-0.039383	1.65	1.66
NUM706	5.9915	6.514209	1	-0.068345	-0.068345	1.65	1.67
NUM707	5.9915	6.773926	1	-0.061779	-0.061779	1.65	1.67

NUM708	5.9915	5.337461	0	-0.033113	0	1.65	1.65
NUM709	5.9915	5.565637	0	-0.031298	0	1.65	1.65
NUM710	5.9915	5.701461	0	-0.04657	0	1.65	1.65
NUM711	5.9915	5.596134	0	-0.273518	0	1.65	1.65
NUM712	5.9915	6.325877	1	-0.325665	-0.325665	1.65	1.74
NUM713	5.9915	7.132134	1	-0.357961	-0.357961	1.65	1.75
NUM714	5.9915	9.059601	1	-0.42343	-0.42343	1.65	1.77
NUM715	5.9915	8.780633	1	-0.396322	-0.396322	1.65	1.76
NUM716	5.9915	11.16972	1	-0.405023	-0.405023	1.65	1.77
NUM717	5.9915	5.632665	0	-0.157596	0	1.65	1.65
NUM718	5.9915	6.195002	1	-0.147911	-0.147911	1.65	1.69
NUM719	5.9915	5.996089	1	-0.140697	-0.140697	1.65	1.69
NUM720	5.9915	7.237559	1	-0.265825	-0.265825	1.65	1.73
NUM721	5.9915	6.765139	1	-0.227819	-0.227819	1.65	1.72
NUM722	5.9915	6.507374	1	-0.209832	-0.209832	1.65	1.71
NUM723	5.9915	8.468072	1	-0.215242	-0.215242	1.65	1.71
NUM724	5.9915	7.676045	1	-0.195595	-0.195595	1.65	1.71
NUM725	5.9915	8.225717	1	-0.190883	-0.190883	1.65	1.70
NUM726	5.9915	8.787349	1	-0.197557	-0.197557	1.65	1.71
NUM727	5.9915	9.936351	1	-0.187494	-0.187494	1.65	1.70
NUM728	5.9915	10.9119	1	-0.190332	-0.190332	1.65	1.70
NUM729	5.9915	8.532499	1	-0.173424	-0.173424	1.65	1.70
NUM730	5.9915	7.861321	1	-0.164615	-0.164615	1.65	1.70
NUM731	5.9915	9.58693	1	-0.167141	-0.167141	1.65	1.70
NUM732	5.9915	9.414024	1	-0.164513	-0.164513	1.65	1.70
NUM733	5.9915	8.631021	1	-0.163091	-0.163091	1.65	1.70
NUM734	5.9915	8.544121	1	-0.189551	-0.189551	1.65	1.70
NUM735	5.9915	10.16492	1	-0.173667	-0.173667	1.65	1.70
NUM736	5.9915	9.655967	1	-0.187217	-0.187217	1.65	1.70
NUM737	5.9915	9.6201	1	-0.187073	-0.187073	1.65	1.70
NUM738	5.9915	9.246492	1	-0.176206	-0.176206	1.65	1.70
NUM739	5.9915	8.768132	1	-0.163953	-0.163953	1.65	1.70
NUM740	5.9915	8.956289	1	-0.161805	-0.161805	1.65	1.70
NUM741	5.9915	9.598609	1	-0.19878	-0.19878	1.65	1.71
NUM742	5.9915	9.806099	1	-0.181414	-0.181414	1.65	1.70
NUM743	5.9915	9.120344	1	-0.14534	-0.14534	1.65	1.69
NUM744	5.9915	9.059563	1	-0.144099	-0.144099	1.65	1.69
NUM745	5.9915	9.407315	1	-0.169689	-0.169689	1.65	1.70
NUM746	5.9915	9.541051	1	-0.180762	-0.180762	1.65	1.70
NUM747	5.9915	10.08575	1	-0.154916	-0.154916	1.65	1.69
NUM748	5.9915	10.10449	1	-0.139733	-0.139733	1.65	1.69
NUM749	5.9915	8.659478	1	-0.157496	-0.157496	1.65	1.70
NUM750	5.9915	8.049811	1	-0.187409	-0.187409	1.65	1.70
NUM751	5.9915	8.131756	1	-0.19118	-0.19118	1.65	1.70
NUM752	5.9915	9.36711	1	-0.175955	-0.175955	1.65	1.70
NUM753	5.9915	11.74322	1	-0.333586	-0.333586	1.65	1.75
NUM754	5.9915	11.64901	1	-0.318377	-0.318377	1.65	1.74

NUM755	5.9915	12.12864	1	-0.355291	-0.355291	1.65	1.75
NUM756	5.9915	11.66287	1	-0.333067	-0.333067	1.65	1.75
NUM757	5.9915	11.80313	1	-0.343383	-0.343383	1.65	1.75
NUM758	5.9915	9.486068	1	-0.331248	-0.331248	1.65	1.75
NUM759	5.9915	11.25332	1	-0.329808	-0.329808	1.65	1.74
NUM760	5.9915	11.26783	1	-0.328173	-0.328173	1.65	1.74
NUM761	5.9915	11.50668	1	-0.343418	-0.343418	1.65	1.75
NUM762	5.9915	13.8747	1	-0.373112	-0.373112	1.65	1.76
NUM763	5.9915	9.928269	1	-0.150606	-0.150606	1.65	1.69
NUM764	5.9915	9.872622	1	-0.150897	-0.150897	1.65	1.69
NUM765	5.9915	10.15276	1	-0.163711	-0.163711	1.65	1.70
NUM766	5.9915	11.42185	1	-0.202158	-0.202158	1.65	1.71
NUM767	5.9915	12.26839	1	-0.23329	-0.23329	1.65	1.72
NUM768	5.9915	13.40144	1	-0.213536	-0.213536	1.65	1.71
NUM769	5.9915	11.47762	1	-0.223348	-0.223348	1.65	1.71
NUM770	5.9915	11.08844	1	-0.184626	-0.184626	1.65	1.70
NUM771	5.9915	10.80094	1	-0.164581	-0.164581	1.65	1.70
NUM772	5.9915	10.70903	1	-0.191712	-0.191712	1.65	1.71
NUM773	5.9915	9.394545	1	-0.153187	-0.153187	1.65	1.69
NUM774	5.9915	10.40716	1	-0.17963	-0.17963	1.65	1.70
NUM775	5.9915	10.82483	1	-0.148677	-0.148677	1.65	1.69
NUM776	5.9915	11.33967	1	-0.116826	-0.116826	1.65	1.68
NUM777	5.9915	9.418179	1	-0.141973	-0.141973	1.65	1.69
NUM778	5.9915	8.561157	1	-0.14578	-0.14578	1.65	1.69
NUM779	5.9915	8.587547	1	-0.150607	-0.150607	1.65	1.69
NUM780	5.9915	8.424621	1	-0.171472	-0.171472	1.65	1.70
NUM781	5.9915	8.149009	1	-0.165476	-0.165476	1.65	1.70
NUM782	5.9915	9.199704	1	-0.159326	-0.159326	1.65	1.70
NUM783	5.9915	8.77329	1	-0.127105	-0.127105	1.65	1.69
NUM784	5.9915	3.297611	0	0.229517	0	1.65	1.65
NUM785	5.9915	3.232146	0	0.244238	0	1.65	1.65
NUM786	5.9915	4.725697	0	0.346156	0	1.65	1.65
NUM787	5.9915	6.175312	1	0.377594	0.377594	1.65	1.54
NUM788	5.9915	5.640301	0	0.385759	0	1.65	1.65
NUM789	5.9915	7.319758	1	0.071934	0.071934	1.65	1.63
NUM790	5.9915	7.090546	1	0.082165	0.082165	1.65	1.63
NUM791	5.9915	5.471947	0	0.064541	0	1.65	1.65
NUM792	5.9915	4.128382	0	0.101848	0	1.65	1.65
NUM793	5.9915	3.975248	0	0.087954	0	1.65	1.65
NUM794	5.9915	3.730057	0	0.076998	0	1.65	1.65
NUM795	5.9915	3.193012	0	0.083555	0	1.65	1.65
NUM796	5.9915	3.377407	0	-0.069069	0	1.65	1.65
NUM797	5.9915	3.257613	0	-0.083777	0	1.65	1.65
NUM798	5.9915	5.11615	0	-0.252383	0	1.65	1.65
NUM799	5.9915	4.760576	0	-0.193268	0	1.65	1.65
NUM800	5.9915	4.823257	0	-0.280324	0	1.65	1.65
NUM801	5.9915	4.377239	0	-0.26063	0	1.65	1.65

NUM802	5.9915	105.0632	1	-1.147965	-1.147965	1.65	1.98
NUM803	5.9915	286.3675	1	0.542114	0.542114	1.65	1.49
NUM804	5.9915	281.3625	1	0.523588	0.523588	1.65	1.50
NUM805	5.9915	277.1915	1	0.52567	0.52567	1.65	1.50
NUM806	5.9915	268.1063	1	0.553715	0.553715	1.65	1.49
NUM807	5.9915	269.1507	1	0.55618	0.55618	1.65	1.49
NUM808	5.9915	283.3092	1	0.539145	0.539145	1.65	1.50
NUM809	5.9915	242.0139	1	0.552777	0.552777	1.65	1.49
NUM810	5.9915	207.549	1	0.518284	0.518284	1.65	1.50
NUM811	5.9915	206.5946	1	0.514758	0.514758	1.65	1.50
NUM812	5.9915	208.3452	1	0.514265	0.514265	1.65	1.50
NUM813	5.9915	211.2939	1	0.53023	0.53023	1.65	1.50
NUM814	5.9915	208.2405	1	0.510795	0.510795	1.65	1.50
NUM815	5.9915	200.6404	1	0.481315	0.481315	1.65	1.51
NUM816	5.9915	194.0398	1	0.459699	0.459699	1.65	1.52
NUM817	5.9915	194.3571	1	0.446612	0.446612	1.65	1.52
NUM818	5.9915	188.1865	1	0.432887	0.432887	1.65	1.53
NUM819	5.9915	186.6331	1	0.437506	0.437506	1.65	1.52
NUM820	5.9915	185.0333	1	0.419892	0.419892	1.65	1.53
NUM821	5.9915	187.2273	1	0.408448	0.408448	1.65	1.53
NUM822	5.9915	187.2312	1	0.398621	0.398621	1.65	1.54
NUM823	5.9915	189.0274	1	0.41722	0.41722	1.65	1.53
NUM824	5.9915	189.6307	1	0.394837	0.394837	1.65	1.54
NUM825	5.9915	194.2849	1	0.379055	0.379055	1.65	1.54
NUM826	5.9915	184.6186	1	0.383474	0.383474	1.65	1.54
NUM827	5.9915	192.2961	1	0.422026	0.422026	1.65	1.53
NUM828	5.9915	173.0574	1	0.426035	0.426035	1.65	1.53
NUM829	5.9915	181.8281	1	0.406824	0.406824	1.65	1.53
NUM830	5.9915	183.2441	1	0.404002	0.404002	1.65	1.53
NUM831	5.9915	156.7921	1	0.391522	0.391522	1.65	1.54
NUM832	5.9915	154.9394	1	0.395199	0.395199	1.65	1.54
NUM833	5.9915	161.6706	1	0.428456	0.428456	1.65	1.53
NUM834	5.9915	164.2997	1	0.453209	0.453209	1.65	1.52
NUM835	5.9915	165.2557	1	0.449012	0.449012	1.65	1.52
NUM836	5.9915	159.8853	1	0.441218	0.441218	1.65	1.52
NUM837	5.9915	166.2476	1	0.466344	0.466344	1.65	1.52
NUM838	5.9915	165.5909	1	0.469343	0.469343	1.65	1.52
NUM839	5.9915	162.2644	1	0.442855	0.442855	1.65	1.52
NUM840	5.9915	163.3527	1	0.446574	0.446574	1.65	1.52
NUM841	5.9915	133.1737	1	0.509157	0.509157	1.65	1.50
NUM842	5.9915	133.1727	1	0.51548	0.51548	1.65	1.50
NUM843	5.9915	134.0466	1	0.500102	0.500102	1.65	1.51
NUM844	5.9915	114.725	1	0.469059	0.469059	1.65	1.52
NUM845	5.9915	105.9449	1	0.481288	0.481288	1.65	1.51
NUM846	5.9915	106.1348	1	0.493254	0.493254	1.65	1.51
NUM847	5.9915	103.607	1	0.504172	0.504172	1.65	1.51
NUM848	5.9915	103.4596	1	0.501186	0.501186	1.65	1.51

NUM849	5.9915	111.3166	1	0.528989	0.528989	1.65	1.50
NUM850	5.9915	118.8422	1	0.55538	0.55538	1.65	1.49
NUM851	5.9915	116.7056	1	0.569393	0.569393	1.65	1.49
NUM852	5.9915	107.8864	1	0.531848	0.531848	1.65	1.50
NUM853	5.9915	85.3835	1	0.552036	0.552036	1.65	1.49
NUM854	5.9915	79.88906	1	0.523871	0.523871	1.65	1.50
NUM855	5.9915	82.79393	1	0.537599	0.537599	1.65	1.50
NUM856	5.9915	81.14433	1	0.545526	0.545526	1.65	1.49
NUM857	5.9915	80.23206	1	0.56447	0.56447	1.65	1.49
NUM858	5.9915	83.23677	1	0.550094	0.550094	1.65	1.49
NUM859	5.9915	82.87929	1	0.534791	0.534791	1.65	1.50
NUM860	5.9915	82.32013	1	0.553648	0.553648	1.65	1.49
NUM861	5.9915	82.9031	1	0.566499	0.566499	1.65	1.49
NUM862	5.9915	83.29168	1	0.575213	0.575213	1.65	1.48
NUM863	5.9915	83.01924	1	0.570203	0.570203	1.65	1.49
NUM864	5.9915	85.07511	1	0.584129	0.584129	1.65	1.48
NUM865	5.9915	84.72898	1	0.580673	0.580673	1.65	1.48
NUM866	5.9915	84.79306	1	0.58101	0.58101	1.65	1.48
NUM867	5.9915	82.91708	1	0.571617	0.571617	1.65	1.49
NUM868	5.9915	81.53203	1	0.585386	0.585386	1.65	1.48
NUM869	5.9915	86.51075	1	0.60406	0.60406	1.65	1.48
NUM870	5.9915	86.02005	1	0.606625	0.606625	1.65	1.48
NUM871	5.9915	82.69758	1	0.58237	0.58237	1.65	1.48
NUM872	5.9915	84.6735	1	0.602054	0.602054	1.65	1.48
NUM873	5.9915	84.61241	1	0.577762	0.577762	1.65	1.48
NUM874	5.9915	81.84901	1	0.562694	0.562694	1.65	1.49
NUM875	5.9915	80.89943	1	0.548605	0.548605	1.65	1.49
NUM876	5.9915	80.1823	1	0.524588	0.524588	1.65	1.50
NUM877	5.9915	84.22131	1	0.5158	0.5158	1.65	1.50
NUM878	5.9915	78.28682	1	0.506292	0.506292	1.65	1.50
NUM879	5.9915	76.01753	1	0.490946	0.490946	1.65	1.51
NUM880	5.9915	76.55101	1	0.494847	0.494847	1.65	1.51
NUM881	5.9915	74.13703	1	0.467733	0.467733	1.65	1.52
NUM882	5.9915	73.83128	1	0.464979	0.464979	1.65	1.52
NUM883	5.9915	73.24815	1	0.445538	0.445538	1.65	1.52
NUM884	5.9915	66.74308	1	0.403228	0.403228	1.65	1.53
NUM885	5.9915	66.29319	1	0.405927	0.405927	1.65	1.53
NUM886	5.9915	75.17242	1	0.44425	0.44425	1.65	1.52
NUM887	5.9915	74.7427	1	0.450332	0.450332	1.65	1.52
NUM888	5.9915	71.42476	1	0.408622	0.408622	1.65	1.53
NUM889	5.9915	83.4178	1	0.460582	0.460582	1.65	1.52
NUM890	5.9915	83.71998	1	0.449159	0.449159	1.65	1.52
NUM891	5.9915	87.54869	1	0.423608	0.423608	1.65	1.53
NUM892	5.9915	97.01001	1	0.457668	0.457668	1.65	1.52
NUM893	5.9915	97.44434	1	0.469576	0.469576	1.65	1.52
NUM894	5.9915	80.6041	1	0.469378	0.469378	1.65	1.52
NUM895	5.9915	77.41973	1	0.428666	0.428666	1.65	1.53

Data Normalitas JAKBIND

Data	Chi-Square	Jarque-Bera	Normality	Skewness	Dummy for Skewness	α	Cornis Fisher Expansion (α')
NUM101	5.9915	1.056709	0	0.147061	0	1.65	1.65
NUM102	5.9915	1.304358	0	0.164789	0	1.65	1.65
NUM103	5.9915	1.361522	0	0.185521	0	1.65	1.65
NUM104	5.9915	1.370872	0	0.187803	0	1.65	1.65
NUM105	5.9915	1.958202	0	0.222702	0	1.65	1.65
NUM106	5.9915	1.885955	0	0.21027	0	1.65	1.65
NUM107	5.9915	1.812865	0	0.200002	0	1.65	1.65
NUM108	5.9915	1.433124	0	0.164362	0	1.65	1.65
NUM109	5.9915	1.004331	0	0.134768	0	1.65	1.65
NUM110	5.9915	1.363611	0	0.135472	0	1.65	1.65
NUM111	5.9915	1.975193	0	0.145175	0	1.65	1.65
NUM112	5.9915	2.225248	0	0.166752	0	1.65	1.65
NUM113	5.9915	2.195583	0	0.145278	0	1.65	1.65
NUM114	5.9915	2.33318	0	0.171228	0	1.65	1.65
NUM115	5.9915	1.928386	0	0.141542	0	1.65	1.65
NUM116	5.9915	1.448804	0	0.134371	0	1.65	1.65
NUM117	5.9915	1.080222	0	0.10273	0	1.65	1.65
NUM118	5.9915	1.203459	0	0.074653	0	1.65	1.65
NUM119	5.9915	1.519589	0	0.048176	0	1.65	1.65
NUM120	5.9915	1.294503	0	0.018481	0	1.65	1.65
NUM121	5.9915	2.615173	0	-0.15708	0	1.65	1.65
NUM122	5.9915	0.528892	0	0.113946	0	1.65	1.65
NUM123	5.9915	0.614637	0	0.140575	0	1.65	1.65
NUM124	5.9915	0.502711	0	0.042815	0	1.65	1.65
NUM125	5.9915	0.750787	0	0.060334	0	1.65	1.65
NUM126	5.9915	0.81353	0	0.070719	0	1.65	1.65
NUM127	5.9915	1.394736	0	-0.045088	0	1.65	1.65
NUM128	5.9915	0.908774	0	-0.028841	0	1.65	1.65
NUM129	5.9915	0.996786	0	-0.059663	0	1.65	1.65
NUM130	5.9915	0.777637	0	-0.034254	0	1.65	1.65
NUM131	5.9915	0.87362	0	-0.032626	0	1.65	1.65
NUM132	5.9915	0.973139	0	-0.055583	0	1.65	1.65
NUM133	5.9915	0.604574	0	-0.041529	0	1.65	1.65
NUM134	5.9915	28.81862	1	-0.6513	-0.6513	1.65	1.84
NUM135	5.9915	78.3716	1	-1.144648	-1.144648	1.65	1.98
NUM136	5.9915	64.85883	1	-0.607016	-0.607016	1.65	1.82
NUM137	5.9915	67.30434	1	-0.620221	-0.620221	1.65	1.83
NUM138	5.9915	68.62171	1	-0.656899	-0.656899	1.65	1.84
NUM139	5.9915	67.80712	1	-0.663283	-0.663283	1.65	1.84
NUM140	5.9915	66.60838	1	-0.682788	-0.682788	1.65	1.85
NUM141	5.9915	66.5143	1	-0.694787	-0.694787	1.65	1.85
NUM142	5.9915	62.45656	1	-0.6607	-0.6607	1.65	1.84
NUM143	5.9915	63.58132	1	-0.668961	-0.668961	1.65	1.84
NUM144	5.9915	65.94094	1	-0.707799	-0.707799	1.65	1.85
NUM145	5.9915	71.38575	1	-0.717776	-0.717776	1.65	1.86
NUM146	5.9915	72.25536	1	-0.726195	-0.726195	1.65	1.86
NUM147	5.9915	72.02528	1	-0.723448	-0.723448	1.65	1.86
NUM148	5.9915	71.45459	1	-0.716336	-0.716336	1.65	1.86
NUM149	5.9915	72.5258	1	-0.733313	-0.733313	1.65	1.86
NUM150	5.9915	75.92762	1	-0.721098	-0.721098	1.65	1.86
NUM151	5.9915	76.78876	1	-0.727973	-0.727973	1.65	1.86
NUM152	5.9915	78.14037	1	-0.741757	-0.741757	1.65	1.86
NUM153	5.9915	77.57032	1	-0.74071	-0.74071	1.65	1.86
NUM154	5.9915	71.53243	1	-0.715759	-0.715759	1.65	1.86
NUM155	5.9915	71.41018	1	-0.707502	-0.707502	1.65	1.85

Data	Chi-Square	Jarque-Bera	Normality	Skewness	Dummy for Skewness	α	Cornis Fisher Expansion (α')
NUM156	5.9915	69.28593	1	-0.689229	-0.689229	1.65	1.85
NUM157	5.9915	68.56933	1	-0.677693	-0.677693	1.65	1.84
NUM158	5.9915	62.27731	1	-0.653957	-0.653957	1.65	1.84
NUM159	5.9915	62.8127	1	-0.648082	-0.648082	1.65	1.84
NUM160	5.9915	65.27835	1	-0.669923	-0.669923	1.65	1.84
NUM161	5.9915	66.56285	1	-0.685832	-0.685832	1.65	1.85
NUM162	5.9915	62.19516	1	-0.651446	-0.651446	1.65	1.84
NUM163	5.9915	66.91978	1	-0.688612	-0.688612	1.65	1.85
NUM164	5.9915	67.27007	1	-0.683519	-0.683519	1.65	1.85
NUM165	5.9915	59.39244	1	-0.649791	-0.649791	1.65	1.84
NUM166	5.9915	61.07832	1	-0.678543	-0.678543	1.65	1.84
NUM167	5.9915	63.73276	1	-0.690495	-0.690495	1.65	1.85
NUM168	5.9915	57.78513	1	-0.648772	-0.648772	1.65	1.84
NUM169	5.9915	58.49559	1	-0.653071	-0.653071	1.65	1.84
NUM170	5.9915	55.77521	1	-0.655214	-0.655214	1.65	1.84
NUM171	5.9915	56.03411	1	-0.670276	-0.670276	1.65	1.84
NUM172	5.9915	56.04313	1	-0.672659	-0.672659	1.65	1.84
NUM173	5.9915	55.3921	1	-0.696081	-0.696081	1.65	1.85
NUM174	5.9915	59.31667	1	-0.696011	-0.696011	1.65	1.85
NUM175	5.9915	64.02334	1	-0.691999	-0.691999	1.65	1.85
NUM176	5.9915	69.95798	1	-0.715656	-0.715656	1.65	1.86
NUM177	5.9915	69.69007	1	-0.714605	-0.714605	1.65	1.86
NUM178	5.9915	58.76383	1	-0.677077	-0.677077	1.65	1.84
NUM179	5.9915	49.83208	1	-0.628441	-0.628441	1.65	1.83
NUM180	5.9915	50.23183	1	-0.634061	-0.634061	1.65	1.83
NUM181	5.9915	50.11475	1	-0.657468	-0.657468	1.65	1.84
NUM182	5.9915	53.80448	1	-0.659449	-0.659449	1.65	1.84
NUM183	5.9915	54.58216	1	-0.691476	-0.691476	1.65	1.85
NUM184	5.9915	50.59489	1	-0.693976	-0.693976	1.65	1.85
NUM185	5.9915	55.71383	1	-0.735805	-0.735805	1.65	1.86
NUM186	5.9915	63.11687	1	-0.767609	-0.767609	1.65	1.87
NUM187	5.9915	66.01339	1	-0.757913	-0.757913	1.65	1.87
NUM188	5.9915	56.65136	1	-0.718152	-0.718152	1.65	1.86
NUM189	5.9915	54.81463	1	-0.733024	-0.733024	1.65	1.86
NUM190	5.9915	56.04246	1	-0.733027	-0.733027	1.65	1.86
NUM191	5.9915	46.20883	1	-0.692399	-0.692399	1.65	1.85
NUM192	5.9915	46.2519	1	-0.705794	-0.705794	1.65	1.85
NUM193	5.9915	45.50629	1	-0.676185	-0.676185	1.65	1.84
NUM194	5.9915	55.39919	1	-0.763354	-0.763354	1.65	1.87
NUM195	5.9915	43.40622	1	-0.58175	-0.58175	1.65	1.82
NUM196	5.9915	41.28681	1	-0.585651	-0.585651	1.65	1.82
NUM197	5.9915	35.89746	1	-0.560983	-0.560983	1.65	1.81
NUM198	5.9915	34.73244	1	-0.548527	-0.548527	1.65	1.81
NUM199	5.9915	35.90926	1	-0.564312	-0.564312	1.65	1.81
NUM200	5.9915	28.67263	1	-0.547897	-0.547897	1.65	1.81
NUM201	5.9915	30.32716	1	-0.533862	-0.533862	1.65	1.80
NUM202	5.9915	29.53086	1	-0.51789	-0.51789	1.65	1.80
NUM203	5.9915	29.85401	1	-0.522424	-0.522424	1.65	1.80
NUM204	5.9915	29.68064	1	-0.519009	-0.519009	1.65	1.80
NUM205	5.9915	28.65261	1	-0.525543	-0.525543	1.65	1.80
NUM206	5.9915	27.08899	1	-0.532709	-0.532709	1.65	1.80
NUM207	5.9915	25.19471	1	-0.505124	-0.505124	1.65	1.80
NUM208	5.9915	24.81822	1	-0.477281	-0.477281	1.65	1.79
NUM209	5.9915	24.5096	1	-0.444538	-0.444538	1.65	1.78
NUM210	5.9915	23.31742	1	-0.4661	-0.4661	1.65	1.78
NUM211	5.9915	22.94561	1	-0.474676	-0.474676	1.65	1.79

Data	Chi-Square	Jarque-Bera	Normality	Skewness	Dummy for Skewness	α	Cornis Fisher Expansion (α')
NUM212	5.9915	22.13315	1	-0.460487	-0.460487	1.65	1.78
NUM213	5.9915	21.63672	1	-0.444373	-0.444373	1.65	1.78
NUM214	5.9915	22.03176	1	-0.457423	-0.457423	1.65	1.78
NUM215	5.9915	21.57814	1	-0.429123	-0.429123	1.65	1.77
NUM216	5.9915	20.42143	1	-0.389033	-0.389033	1.65	1.76
NUM217	5.9915	21.11096	1	-0.375312	-0.375312	1.65	1.76
NUM218	5.9915	19.20271	1	-0.341038	-0.341038	1.65	1.75
NUM219	5.9915	19.10144	1	-0.320734	-0.320734	1.65	1.74
NUM220	5.9915	19.68642	1	-0.304279	-0.304279	1.65	1.74
NUM221	5.9915	23.63765	1	-0.330933	-0.330933	1.65	1.75
NUM222	5.9915	24.21986	1	-0.356318	-0.356318	1.65	1.75
NUM223	5.9915	24.24265	1	-0.378059	-0.378059	1.65	1.76
NUM224	5.9915	29.24877	1	-0.391715	-0.391715	1.65	1.76
NUM225	5.9915	28.84919	1	-0.378368	-0.378368	1.65	1.76
NUM226	5.9915	28.84666	1	-0.379461	-0.379461	1.65	1.76
NUM227	5.9915	34.76862	1	-0.377254	-0.377254	1.65	1.76
NUM228	5.9915	38.01031	1	-0.413338	-0.413338	1.65	1.77
NUM229	5.9915	40.13156	1	-0.40955	-0.40955	1.65	1.77
NUM230	5.9915	40.11597	1	-0.409448	-0.409448	1.65	1.77
NUM231	5.9915	33.10451	1	-0.45113	-0.45113	1.65	1.78
NUM232	5.9915	32.2346	1	-0.596145	-0.596145	1.65	1.82
NUM233	5.9915	33.95231	1	-0.635049	-0.635049	1.65	1.83
NUM234	5.9915	33.63886	1	-0.476082	-0.476082	1.65	1.79
NUM235	5.9915	18.65332	1	-0.084988	-0.084988	1.65	1.67
NUM236	5.9915	47.1702	1	-0.914694	-0.914694	1.65	1.91
NUM237	5.9915	37.91462	1	-0.57912	-0.57912	1.65	1.82
NUM238	5.9915	36.65541	1	-0.57048	-0.57048	1.65	1.81
NUM239	5.9915	29.28104	1	-0.444773	-0.444773	1.65	1.78
NUM240	5.9915	24.93195	1	-0.40697	-0.40697	1.65	1.77
NUM241	5.9915	25.07441	1	-0.404136	-0.404136	1.65	1.77
NUM242	5.9915	26.16652	1	-0.437069	-0.437069	1.65	1.78
NUM243	5.9915	26.3238	1	-0.451946	-0.451946	1.65	1.78
NUM244	5.9915	27.20287	1	-0.438056	-0.438056	1.65	1.78
NUM245	5.9915	27.27816	1	-0.432335	-0.432335	1.65	1.77
NUM246	5.9915	25.40008	1	-0.408535	-0.408535	1.65	1.77
NUM247	5.9915	23.60094	1	-0.38664	-0.38664	1.65	1.76
NUM248	5.9915	22.00119	1	-0.366655	-0.366655	1.65	1.76
NUM249	5.9915	21.60197	1	-0.34739	-0.34739	1.65	1.75
NUM250	5.9915	20.97459	1	-0.364475	-0.364475	1.65	1.75
NUM251	5.9915	17.20476	1	-0.33587	-0.33587	1.65	1.75
NUM252	5.9915	15.50459	1	-0.307723	-0.307723	1.65	1.74
NUM253	5.9915	16.91425	1	-0.328202	-0.328202	1.65	1.74
NUM254	5.9915	19.07864	1	-0.325353	-0.325353	1.65	1.74
NUM255	5.9915	17.91916	1	-0.303225	-0.303225	1.65	1.74
NUM256	5.9915	18.35	1	-0.317664	-0.317664	1.65	1.74
NUM257	5.9915	18.39644	1	-0.319465	-0.319465	1.65	1.74
NUM258	5.9915	20.80263	1	-0.324876	-0.324876	1.65	1.74
NUM259	5.9915	18.52115	1	-0.291472	-0.291472	1.65	1.73
NUM260	5.9915	18.45443	1	-0.295291	-0.295291	1.65	1.73
NUM261	5.9915	18.45909	1	-0.289714	-0.289714	1.65	1.73
NUM262	5.9915	18.9988	1	-0.290551	-0.290551	1.65	1.73
NUM263	5.9915	16.87071	1	-0.254819	-0.254819	1.65	1.72
NUM264	5.9915	16.41943	1	-0.233242	-0.233242	1.65	1.72
NUM265	5.9915	17.27004	1	-0.237839	-0.237839	1.65	1.72
NUM266	5.9915	17.58432	1	-0.225286	-0.225286	1.65	1.71
NUM267	5.9915	14.68362	1	-0.234127	-0.234127	1.65	1.72

Data	Chi-Square	Jarque-Bera	Normality	Skewness	Dummy for Skewness	α	Cornis Fisher Expansion (α')
NUM268	5.9915	15.72759	1	-0.268419	-0.268419	1.65	1.73
NUM269	5.9915	15.74843	1	-0.289821	-0.289821	1.65	1.73
NUM270	5.9915	13.19642	1	-0.292635	-0.292635	1.65	1.73
NUM271	5.9915	11.25493	1	-0.255265	-0.255265	1.65	1.72
NUM272	5.9915	10.76707	1	-0.22945	-0.22945	1.65	1.72
NUM273	5.9915	11.52993	1	-0.214995	-0.214995	1.65	1.71
NUM274	5.9915	11.22578	1	-0.194633	-0.194633	1.65	1.71
NUM275	5.9915	9.771936	1	-0.207119	-0.207119	1.65	1.71
NUM276	5.9915	7.466764	1	-0.136583	-0.136583	1.65	1.69
NUM277	5.9915	7.584784	1	-0.163593	-0.163593	1.65	1.70
NUM278	5.9915	9.378043	1	-0.186244	-0.186244	1.65	1.70
NUM279	5.9915	11.69706	1	-0.20254	-0.20254	1.65	1.71
NUM280	5.9915	11.19174	1	-0.184047	-0.184047	1.65	1.70
NUM281	5.9915	11.62642	1	-0.160067	-0.160067	1.65	1.70
NUM282	5.9915	11.70814	1	-0.15238	-0.15238	1.65	1.69
NUM283	5.9915	9.620198	1	-0.153841	-0.153841	1.65	1.69
NUM284	5.9915	11.19033	1	-0.146172	-0.146172	1.65	1.69
NUM285	5.9915	10.22839	1	-0.109088	-0.109088	1.65	1.68
NUM286	5.9915	9.920432	1	-0.091312	-0.091312	1.65	1.68
NUM287	5.9915	7.84123	1	-0.076821	-0.076821	1.65	1.67
NUM288	5.9915	7.96365	1	-0.116575	-0.116575	1.65	1.68
NUM289	5.9915	7.129987	1	-0.099779	-0.099779	1.65	1.68
NUM290	5.9915	6.26339	1	-0.06271	-0.06271	1.65	1.67
NUM291	5.9915	7.426874	1	-0.090143	-0.090143	1.65	1.68
NUM292	5.9915	7.700138	1	-0.082014	-0.082014	1.65	1.67
NUM293	5.9915	8.04517	1	-0.110514	-0.110514	1.65	1.68
NUM294	5.9915	8.059527	1	-0.109231	-0.109231	1.65	1.68
NUM295	5.9915	10.41323	1	-0.197039	-0.197039	1.65	1.71
NUM296	5.9915	10.65206	1	-0.160771	-0.160771	1.65	1.70
NUM297	5.9915	11.63538	1	-0.19798	-0.19798	1.65	1.71
NUM298	5.9915	11.29926	1	-0.190458	-0.190458	1.65	1.70
NUM299	5.9915	10.91083	1	-0.199509	-0.199509	1.65	1.71
NUM300	5.9915	12.67756	1	-0.197349	-0.197349	1.65	1.71
NUM301	5.9915	11.18319	1	-0.208201	-0.208201	1.65	1.71
NUM302	5.9915	11.20007	1	-0.208992	-0.208992	1.65	1.71
NUM303	5.9915	9.798977	1	-0.220177	-0.220177	1.65	1.71
NUM304	5.9915	8.938809	1	-0.235625	-0.235625	1.65	1.72
NUM305	5.9915	9.508162	1	-0.214928	-0.214928	1.65	1.71
NUM306	5.9915	10.57209	1	-0.204396	-0.204396	1.65	1.71
NUM307	5.9915	11.0121	1	-0.219425	-0.219425	1.65	1.71
NUM308	5.9915	11.1649	1	-0.23151	-0.23151	1.65	1.72
NUM309	5.9915	10.88796	1	-0.2597	-0.2597	1.65	1.72
NUM310	5.9915	11.25045	1	-0.263214	-0.263214	1.65	1.73
NUM311	5.9915	10.09955	1	-0.253952	-0.253952	1.65	1.72
NUM312	5.9915	9.820005	1	-0.27935	-0.27935	1.65	1.73
NUM313	5.9915	9.110343	1	-0.297956	-0.297956	1.65	1.74
NUM314	5.9915	8.85566	1	-0.305314	-0.305314	1.65	1.74
NUM315	5.9915	8.868506	1	-0.329924	-0.329924	1.65	1.74
NUM316	5.9915	7.743383	1	-0.203792	-0.203792	1.65	1.71
NUM317	5.9915	7.162659	1	-0.182439	-0.182439	1.65	1.70
NUM318	5.9915	7.872094	1	-0.208596	-0.208596	1.65	1.71
NUM319	5.9915	7.94003	1	-0.212339	-0.212339	1.65	1.71
NUM320	5.9915	7.939079	1	-0.212245	-0.212245	1.65	1.71
NUM321	5.9915	7.137931	1	-0.17262	-0.17262	1.65	1.70
NUM322	5.9915	7.223564	1	-0.165802	-0.165802	1.65	1.70
NUM323	5.9915	7.295415	1	-0.144777	-0.144777	1.65	1.69

Data	Chi-Square	Jarque-Bera	Normality	Skewness	Dummy for Skewness	α	Cornis Fisher Expansion (α')
NUM324	5.9915	6.167476	1	-0.125043	-0.125043	1.65	1.69
NUM325	5.9915	5.621721	0	-0.108559	0	1.65	1.65
NUM326	5.9915	5.390555	0	-0.117493	0	1.65	1.65
NUM327	5.9915	5.487866	0	-0.131202	0	1.65	1.65
NUM328	5.9915	5.371789	0	-0.107494	0	1.65	1.65
NUM329	5.9915	5.00422	0	-0.076813	0	1.65	1.65
NUM330	5.9915	5.012663	0	-0.099934	0	1.65	1.65
NUM331	5.9915	6.662387	1	-0.095579	-0.095579	1.65	1.68
NUM332	5.9915	7.072182	1	0.042717	0.042717	1.65	1.64
NUM333	5.9915	7.659045	1	0.054368	0.054368	1.65	1.63
NUM334	5.9915	7.390409	1	0.019573	0.019573	1.65	1.64
NUM335	5.9915	7.646968	1	0.015857	0.015857	1.65	1.65
NUM336	5.9915	5.45078	0	0.373104	0	1.65	1.65
NUM337	5.9915	2.89591	0	0.207762	0	1.65	1.65
NUM338	5.9915	3.879818	0	0.238791	0	1.65	1.65
NUM339	5.9915	3.862107	0	0.150576	0	1.65	1.65
NUM340	5.9915	4.701186	0	0.167168	0	1.65	1.65
NUM341	5.9915	4.925651	0	0.177996	0	1.65	1.65
NUM342	5.9915	5.448795	0	0.208516	0	1.65	1.65
NUM343	5.9915	5.673514	0	0.215609	0	1.65	1.65
NUM344	5.9915	5.568036	0	0.21072	0	1.65	1.65
NUM345	5.9915	5.621122	0	0.213297	0	1.65	1.65
NUM346	5.9915	5.57519	0	0.213694	0	1.65	1.65
NUM347	5.9915	5.895241	0	0.291196	0	1.65	1.65
NUM348	5.9915	5.932826	0	0.290874	0	1.65	1.65
NUM349	5.9915	5.930854	0	0.28827	0	1.65	1.65
NUM350	5.9915	5.811183	0	0.287132	0	1.65	1.65
NUM351	5.9915	7.471437	1	0.284322	0.284322	1.65	1.57
NUM352	5.9915	7.86433	1	0.265544	0.265544	1.65	1.57
NUM353	5.9915	7.764573	1	0.279961	0.279961	1.65	1.57
NUM354	5.9915	7.075173	1	0.298038	0.298038	1.65	1.56
NUM355	5.9915	7.192623	1	0.294686	0.294686	1.65	1.57
NUM356	5.9915	7.078117	1	0.318064	0.318064	1.65	1.56
NUM357	5.9915	6.432633	1	0.299427	0.299427	1.65	1.56
NUM358	5.9915	5.56442	0	0.289055	0	1.65	1.65
NUM359	5.9915	5.965888	0	0.270891	0	1.65	1.65
NUM360	5.9915	5.270669	0	0.259392	0	1.65	1.65
NUM361	5.9915	5.292098	0	0.260806	0	1.65	1.65
NUM362	5.9915	5.279284	0	0.227839	0	1.65	1.65
NUM363	5.9915	5.919706	0	0.223697	0	1.65	1.65
NUM364	5.9915	5.86935	0	0.20525	0	1.65	1.65
NUM365	5.9915	5.630873	0	0.170168	0	1.65	1.65
NUM366	5.9915	5.623426	0	0.181519	0	1.65	1.65
NUM367	5.9915	7.108629	1	0.303787	0.303787	1.65	1.56
NUM368	5.9915	7.182518	1	0.334836	0.334836	1.65	1.55
NUM369	5.9915	7.778857	1	0.357369	0.357369	1.65	1.55
NUM370	5.9915	10.03564	1	0.487145	0.487145	1.65	1.51
NUM371	5.9915	11.19255	1	0.490241	0.490241	1.65	1.51
NUM372	5.9915	10.23254	1	0.476165	0.476165	1.65	1.51
NUM373	5.9915	7.898542	1	0.406711	0.406711	1.65	1.53
NUM374	5.9915	7.667832	1	0.383847	0.383847	1.65	1.54
NUM375	5.9915	8.403806	1	0.383312	0.383312	1.65	1.54
NUM376	5.9915	8.082306	1	0.29269	0.29269	1.65	1.57
NUM377	5.9915	6.789727	1	0.275451	0.275451	1.65	1.57
NUM378	5.9915	6.897919	1	0.286075	0.286075	1.65	1.57
NUM379	5.9915	6.188591	1	0.268936	0.268936	1.65	1.57

Data	Chi-Square	Jarque-Bera	Normality	Skewness	Dummy for Skewness	α	Cornis Fisher Expansion (α')
NUM380	5.9915	6.350201	1	0.257409	0.257409	1.65	1.58
NUM381	5.9915	5.979869	0	0.233879	0	1.65	1.65
NUM382	5.9915	5.865918	0	0.227233	0	1.65	1.65
NUM383	5.9915	6.250357	1	0.35792	0.35792	1.65	1.55
NUM384	5.9915	5.964473	0	0.346214	0	1.65	1.65
NUM385	5.9915	6.951502	1	0.351337	0.351337	1.65	1.55
NUM386	5.9915	7.163683	1	0.339245	0.339245	1.65	1.55
NUM387	5.9915	8.489618	1	0.438352	0.438352	1.65	1.52
NUM388	5.9915	8.78286	1	0.459841	0.459841	1.65	1.52
NUM389	5.9915	11.20752	1	0.476155	0.476155	1.65	1.51
NUM390	5.9915	11.61849	1	0.249754	0.249754	1.65	1.58
NUM391	5.9915	9.562153	1	0.233269	0.233269	1.65	1.58
NUM392	5.9915	7.894282	1	0.100435	0.100435	1.65	1.62
NUM393	5.9915	6.795671	1	0.123381	0.123381	1.65	1.61
NUM394	5.9915	6.635073	1	0.143532	0.143532	1.65	1.61
NUM395	5.9915	6.533084	1	0.15142	0.15142	1.65	1.61
NUM396	5.9915	6.775777	1	-0.020092	-0.020092	1.65	1.66
NUM397	5.9915	7.023796	1	0.000813	0.000813	1.65	1.65
NUM398	5.9915	5.668143	0	-0.006427	0	1.65	1.65
NUM399	5.9915	5.78356	0	0.026475	0	1.65	1.65
NUM400	5.9915	4.747469	0	0.016779	0	1.65	1.65
NUM401	5.9915	5.846466	0	0.032521	0	1.65	1.65
NUM402	5.9915	5.517255	0	0.043147	0	1.65	1.65
NUM403	5.9915	6.400549	1	0.039626	0.039626	1.65	1.64
NUM404	5.9915	7.588823	1	0.059292	0.059292	1.65	1.63
NUM405	5.9915	7.551794	1	0.06186	0.06186	1.65	1.63
NUM406	5.9915	7.549957	1	0.061684	0.061684	1.65	1.63
NUM407	5.9915	113.2833	1	-0.948932	-0.948932	1.65	1.92
NUM408	5.9915	110.2649	1	-0.926828	-0.926828	1.65	1.92
NUM409	5.9915	259.4445	1	-1.66467	-1.66467	1.65	2.13
NUM410	5.9915	266.5334	1	-1.677466	-1.677466	1.65	2.13
NUM411	5.9915	243.3998	1	-1.578252	-1.578252	1.65	2.10
NUM412	5.9915	247.6678	1	-1.572736	-1.572736	1.65	2.10
NUM413	5.9915	254.495	1	-1.569542	-1.569542	1.65	2.10
NUM414	5.9915	258.9	1	-1.569272	-1.569272	1.65	2.10
NUM415	5.9915	258.7765	1	-1.549335	-1.549335	1.65	2.09
NUM416	5.9915	329.4597	1	-1.85993	-1.85993	1.65	2.18
NUM417	5.9915	287.9199	1	-1.79686	-1.79686	1.65	2.17
NUM418	5.9915	245.8535	1	-1.711576	-1.711576	1.65	2.14
NUM419	5.9915	190.295	1	-1.63158	-1.63158	1.65	2.12
NUM420	5.9915	156.1317	1	-1.550229	-1.550229	1.65	2.10
NUM421	5.9915	160.7438	1	-1.567688	-1.567688	1.65	2.10
NUM422	5.9915	153.6039	1	-1.531011	-1.531011	1.65	2.09
NUM423	5.9915	126.5447	1	-1.355132	-1.355132	1.65	2.04
NUM424	5.9915	105.3807	1	-1.140372	-1.140372	1.65	1.98
NUM425	5.9915	84.11445	1	-0.888842	-0.888842	1.65	1.91
NUM426	5.9915	82.98532	1	-0.886984	-0.886984	1.65	1.90
NUM427	5.9915	80.25517	1	-0.860371	-0.860371	1.65	1.90
NUM428	5.9915	74.2263	1	-0.832888	-0.832888	1.65	1.89
NUM429	5.9915	68.01252	1	-0.822613	-0.822613	1.65	1.89
NUM430	5.9915	67.68819	1	-0.823206	-0.823206	1.65	1.89
NUM431	5.9915	67.76798	1	-0.825068	-0.825068	1.65	1.89
NUM432	5.9915	68.85847	1	-0.838326	-0.838326	1.65	1.89
NUM433	5.9915	61.99791	1	-0.793914	-0.793914	1.65	1.88
NUM434	5.9915	63.26488	1	-0.790761	-0.790761	1.65	1.88
NUM435	5.9915	63.23757	1	-0.790511	-0.790511	1.65	1.88

Data	Chi-Square	Jarque-Bera	Normality	Skewness	Dummy for Skewness	α	Cornis Fisher Expansion (α')
NUM436	5.9915	59.91743	1	-0.767447	-0.767447	1.65	1.87
NUM437	5.9915	60.183	1	-0.756913	-0.756913	1.65	1.87
NUM438	5.9915	58.99036	1	-0.745224	-0.745224	1.65	1.86
NUM439	5.9915	58.92388	1	-0.745929	-0.745929	1.65	1.86
NUM440	5.9915	59.9195	1	-0.763352	-0.763352	1.65	1.87
NUM441	5.9915	59.65009	1	-0.767566	-0.767566	1.65	1.87
NUM442	5.9915	59.9064	1	-0.779585	-0.779585	1.65	1.87
NUM443	5.9915	59.77391	1	-0.781015	-0.781015	1.65	1.87
NUM444	5.9915	59.85356	1	-0.779463	-0.779463	1.65	1.87
NUM445	5.9915	59.82371	1	-0.775032	-0.775032	1.65	1.87
NUM446	5.9915	61.03285	1	-0.788396	-0.788396	1.65	1.88
NUM447	5.9915	72.27491	1	-0.867743	-0.867743	1.65	1.90
NUM448	5.9915	73.33966	1	-0.878297	-0.878297	1.65	1.90
NUM449	5.9915	73.39155	1	-0.879478	-0.879478	1.65	1.90
NUM450	5.9915	74.65774	1	-0.881139	-0.881139	1.65	1.90
NUM451	5.9915	71.31741	1	-0.887565	-0.887565	1.65	1.90
NUM452	5.9915	70.69033	1	-0.87666	-0.87666	1.65	1.90
NUM453	5.9915	70.24152	1	-0.873063	-0.873063	1.65	1.90
NUM454	5.9915	68.45408	1	-0.889451	-0.889451	1.65	1.91
NUM455	5.9915	66.4525	1	-0.90103	-0.90103	1.65	1.91
NUM456	5.9915	60.47798	1	-0.880787	-0.880787	1.65	1.90
NUM457	5.9915	58.27331	1	-0.874662	-0.874662	1.65	1.90
NUM458	5.9915	57.88884	1	-0.8731	-0.8731	1.65	1.90
NUM459	5.9915	56.80092	1	-0.858188	-0.858188	1.65	1.90
NUM460	5.9915	57.96235	1	-0.848486	-0.848486	1.65	1.89
NUM461	5.9915	57.87017	1	-0.853101	-0.853101	1.65	1.89
NUM462	5.9915	58.03871	1	-0.843035	-0.843035	1.65	1.89
NUM463	5.9915	56.68674	1	-0.85548	-0.85548	1.65	1.90
NUM464	5.9915	51.85697	1	-0.836793	-0.836793	1.65	1.89
NUM465	5.9915	52.02746	1	-0.836082	-0.836082	1.65	1.89
NUM466	5.9915	52.38961	1	-0.842497	-0.842497	1.65	1.89
NUM467	5.9915	53.89616	1	-0.863103	-0.863103	1.65	1.90
NUM468	5.9915	55.12528	1	-0.873936	-0.873936	1.65	1.90
NUM469	5.9915	53.00585	1	-0.854195	-0.854195	1.65	1.90
NUM470	5.9915	50.84946	1	-0.825766	-0.825766	1.65	1.89
NUM471	5.9915	48.04677	1	-0.792534	-0.792534	1.65	1.88
NUM472	5.9915	46.33795	1	-0.783994	-0.783994	1.65	1.88
NUM473	5.9915	51.76409	1	-0.830917	-0.830917	1.65	1.89
NUM474	5.9915	51.78896	1	-0.827858	-0.827858	1.65	1.89
NUM475	5.9915	51.591	1	-0.805526	-0.805526	1.65	1.88
NUM476	5.9915	50.79968	1	-0.796829	-0.796829	1.65	1.88
NUM477	5.9915	56.22111	1	-0.835885	-0.835885	1.65	1.89
NUM478	5.9915	56.19323	1	-0.835458	-0.835458	1.65	1.89
NUM479	5.9915	56.82656	1	-0.830042	-0.830042	1.65	1.89
NUM480	5.9915	56.94313	1	-0.833348	-0.833348	1.65	1.89
NUM481	5.9915	57.10225	1	-0.828733	-0.828733	1.65	1.89
NUM482	5.9915	57.11166	1	-0.828153	-0.828153	1.65	1.89
NUM483	5.9915	58.88718	1	-0.824646	-0.824646	1.65	1.89
NUM484	5.9915	58.5034	1	-0.810484	-0.810484	1.65	1.88
NUM485	5.9915	58.56764	1	-0.812314	-0.812314	1.65	1.88
NUM486	5.9915	58.44701	1	-0.809539	-0.809539	1.65	1.88
NUM487	5.9915	61.0903	1	-0.841771	-0.841771	1.65	1.89
NUM488	5.9915	64.52137	1	-0.868096	-0.868096	1.65	1.90
NUM489	5.9915	64.66186	1	-0.870074	-0.870074	1.65	1.90
NUM490	5.9915	77.10577	1	-0.916633	-0.916633	1.65	1.91
NUM491	5.9915	79.96903	1	-0.912957	-0.912957	1.65	1.91

Data	Chi-Square	Jarque-Bera	Normality	Skewness	Dummy for Skewness	α	Cornis Fisher Expansion (α')
NUM492	5.9915	92.74428	1	-0.966914	-0.966914	1.65	1.93
NUM493	5.9915	96.98963	1	-1.005948	-1.005948	1.65	1.94
NUM494	5.9915	91.44476	1	-0.983521	-0.983521	1.65	1.93
NUM495	5.9915	91.97816	1	-1.001357	-1.001357	1.65	1.94
NUM496	5.9915	109.7136	1	-1.038659	-1.038659	1.65	1.95
NUM497	5.9915	105.8616	1	-1.01877	-1.01877	1.65	1.94
NUM498	5.9915	113.724	1	-1.036797	-1.036797	1.65	1.95
NUM499	5.9915	114.02	1	-1.038383	-1.038383	1.65	1.95
NUM500	5.9915	123.2166	1	-1.055891	-1.055891	1.65	1.95
NUM501	5.9915	123.2544	1	-1.058836	-1.058836	1.65	1.95
NUM502	5.9915	126.0865	1	-1.080123	-1.080123	1.65	1.96
NUM503	5.9915	123.3522	1	-1.05094	-1.05094	1.65	1.95
NUM504	5.9915	121.7935	1	-1.059097	-1.059097	1.65	1.95
NUM505	5.9915	121.7553	1	-1.058834	-1.058834	1.65	1.95
NUM506	5.9915	120.4104	1	-1.046903	-1.046903	1.65	1.95
NUM507	5.9915	125.6393	1	-0.789615	-0.789615	1.65	1.88
NUM508	5.9915	128.1955	1	-0.806823	-0.806823	1.65	1.88
NUM509	5.9915	15.40547	1	0.282183	0.282183	1.65	1.57
NUM510	5.9915	15.92286	1	0.30331	0.30331	1.65	1.56
NUM511	5.9915	19.89573	1	0.278816	0.278816	1.65	1.57
NUM512	5.9915	19.92793	1	0.275388	0.275388	1.65	1.57
NUM513	5.9915	20.21897	1	0.267192	0.267192	1.65	1.57
NUM514	5.9915	19.68668	1	0.254601	0.254601	1.65	1.58
NUM515	5.9915	19.86456	1	0.228898	0.228898	1.65	1.58
NUM516	5.9915	19.53779	1	0.204181	0.204181	1.65	1.59
NUM517	5.9915	23.15502	1	0.230174	0.230174	1.65	1.58
NUM518	5.9915	24.2753	1	0.280381	0.280381	1.65	1.57
NUM519	5.9915	26.4985	1	0.656805	0.656805	1.65	1.46
NUM520	5.9915	31.53024	1	0.920245	0.920245	1.65	1.39
NUM521	5.9915	31.93345	1	0.922611	0.922611	1.65	1.39
NUM522	5.9915	34.73974	1	0.942592	0.942592	1.65	1.38
NUM523	5.9915	38.76545	1	0.903937	0.903937	1.65	1.39
NUM524	5.9915	29.91913	1	0.698478	0.698478	1.65	1.45
NUM525	5.9915	1.502184	0	0.140164	0	1.65	1.65
NUM526	5.9915	2.053938	0	0.168054	0	1.65	1.65
NUM527	5.9915	2.565612	0	0.169867	0	1.65	1.65
NUM528	5.9915	2.965147	0	0.249132	0	1.65	1.65
NUM529	5.9915	2.73327	0	0.236614	0	1.65	1.65
NUM530	5.9915	2.732995	0	0.236607	0	1.65	1.65
NUM531	5.9915	2.709213	0	0.232011	0	1.65	1.65
NUM532	5.9915	2.166193	0	0.247512	0	1.65	1.65
NUM533	5.9915	3.574173	0	0.401853	0	1.65	1.65
NUM534	5.9915	3.552633	0	0.400653	0	1.65	1.65
NUM535	5.9915	3.651817	0	0.401016	0	1.65	1.65
NUM536	5.9915	4.658567	0	0.446054	0	1.65	1.65
NUM537	5.9915	3.826055	0	0.413167	0	1.65	1.65
NUM538	5.9915	4.116577	0	0.423206	0	1.65	1.65
NUM539	5.9915	4.242912	0	0.42976	0	1.65	1.65
NUM540	5.9915	4.069253	0	0.420825	0	1.65	1.65
NUM541	5.9915	3.42635	0	0.408934	0	1.65	1.65
NUM542	5.9915	2.988243	0	0.403736	0	1.65	1.65
NUM543	5.9915	2.84422	0	0.395659	0	1.65	1.65
NUM544	5.9915	2.418214	0	0.37688	0	1.65	1.65
NUM545	5.9915	2.313861	0	0.368163	0	1.65	1.65
NUM546	5.9915	1.833941	0	0.330531	0	1.65	1.65
NUM547	5.9915	1.836514	0	0.330967	0	1.65	1.65

Data	Chi-Square	Jarque-Bera	Normality	Skewness	Dummy for Skewness	α	Cornis Fisher Expansion (α')
NUM548	5.9915	3.182663	0	0.432067	0	1.65	1.65
NUM549	5.9915	2.962136	0	0.420006	0	1.65	1.65
NUM550	5.9915	2.875244	0	0.414369	0	1.65	1.65
NUM551	5.9915	2.93738	0	0.416883	0	1.65	1.65
NUM552	5.9915	1.509624	0	0.290962	0	1.65	1.65
NUM553	5.9915	1.155455	0	0.255831	0	1.65	1.65
NUM554	5.9915	4.988859	0	0.459219	0	1.65	1.65
NUM555	5.9915	5.267514	0	0.464328	0	1.65	1.65
NUM556	5.9915	5.875724	0	0.445037	0	1.65	1.65
NUM557	5.9915	7.386573	1	0.482237	0.482237	1.65	1.51
NUM558	5.9915	8.907848	1	0.512314	0.512314	1.65	1.50
NUM559	5.9915	8.515176	1	0.505311	0.505311	1.65	1.50
NUM560	5.9915	7.918238	1	0.480666	0.480666	1.65	1.51
NUM561	5.9915	7.755714	1	0.47579	0.47579	1.65	1.51
NUM562	5.9915	7.687646	1	0.468262	0.468262	1.65	1.52
NUM563	5.9915	7.548078	1	0.46765	0.46765	1.65	1.52
NUM564	5.9915	8.922665	1	0.457439	0.457439	1.65	1.52
NUM565	5.9915	9.358968	1	0.470768	0.470768	1.65	1.51
NUM566	5.9915	8.880772	1	0.477011	0.477011	1.65	1.51
NUM567	5.9915	8.114198	1	0.457596	0.457596	1.65	1.52
NUM568	5.9915	8.186518	1	0.449127	0.449127	1.65	1.52
NUM569	5.9915	7.212411	1	0.421578	0.421578	1.65	1.53
NUM570	5.9915	6.830638	1	0.393606	0.393606	1.65	1.54
NUM571	5.9915	6.977737	1	0.400691	0.400691	1.65	1.53
NUM572	5.9915	9.093645	1	0.473223	0.473223	1.65	1.51
NUM573	5.9915	9.643595	1	0.50295	0.50295	1.65	1.51
NUM574	5.9915	8.165304	1	0.479008	0.479008	1.65	1.51
NUM575	5.9915	8.115771	1	0.478181	0.478181	1.65	1.51
NUM576	5.9915	6.615701	1	0.411625	0.411625	1.65	1.53
NUM577	5.9915	5.722527	0	0.383916	0	1.65	1.65
NUM578	5.9915	5.489119	0	0.362896	0	1.65	1.65
NUM579	5.9915	4.444587	0	0.34297	0	1.65	1.65
NUM580	5.9915	3.430396	0	0.336097	0	1.65	1.65
NUM581	5.9915	2.736858	0	0.306598	0	1.65	1.65
NUM582	5.9915	2.455618	0	0.289391	0	1.65	1.65
NUM583	5.9915	2.455618	0	0.289391	0	1.65	1.65
NUM584	5.9915	2.490308	0	0.293897	0	1.65	1.65
NUM585	5.9915	2.447806	0	0.294424	0	1.65	1.65
NUM586	5.9915	2.060679	0	0.267555	0	1.65	1.65
NUM587	5.9915	1.963777	0	0.271435	0	1.65	1.65
NUM588	5.9915	2.127183	0	0.28627	0	1.65	1.65
NUM589	5.9915	1.839111	0	0.281585	0	1.65	1.65
NUM590	5.9915	1.313506	0	0.245305	0	1.65	1.65
NUM591	5.9915	1.371843	0	0.257602	0	1.65	1.65
NUM592	5.9915	1.250212	0	0.24389	0	1.65	1.65
NUM593	5.9915	1.535419	0	0.274726	0	1.65	1.65
NUM594	5.9915	1.570029	0	0.276686	0	1.65	1.65
NUM595	5.9915	1.586856	0	0.275885	0	1.65	1.65
NUM596	5.9915	1.328811	0	0.264365	0	1.65	1.65
NUM597	5.9915	1.148127	0	0.251911	0	1.65	1.65
NUM598	5.9915	1.264216	0	0.254607	0	1.65	1.65
NUM599	5.9915	1.380746	0	0.272366	0	1.65	1.65
NUM600	5.9915	1.018539	0	0.232976	0	1.65	1.65
NUM601	5.9915	0.761842	0	0.204178	0	1.65	1.65
NUM602	5.9915	0.708866	0	0.196722	0	1.65	1.65
NUM603	5.9915	0.501536	0	0.172394	0	1.65	1.65

Data	Chi-Square	Jarque-Bera	Normality	Skewness	Dummy for Skewness	α	Cornis Fisher Expansion (α')
NUM604	5.9915	0.529696	0	0.17276	0	1.65	1.65
NUM605	5.9915	0.483746	0	0.167222	0	1.65	1.65
NUM606	5.9915	0.341873	0	0.1382	0	1.65	1.65
NUM607	5.9915	0.204385	0	0.102623	0	1.65	1.65
NUM608	5.9915	0.23333	0	0.114099	0	1.65	1.65
NUM609	5.9915	0.094691	0	0.075351	0	1.65	1.65
NUM610	5.9915	0.079697	0	0.067191	0	1.65	1.65
NUM611	5.9915	0.096154	0	0.069525	0	1.65	1.65
NUM612	5.9915	0.082601	0	0.061258	0	1.65	1.65
NUM613	5.9915	0.116461	0	0.066688	0	1.65	1.65
NUM614	5.9915	0.172845	0	0.06661	0	1.65	1.65
NUM615	5.9915	0.231819	0	0.051261	0	1.65	1.65
NUM616	5.9915	0.229047	0	0.046933	0	1.65	1.65
NUM617	5.9915	0.248471	0	0.058466	0	1.65	1.65
NUM618	5.9915	0.361893	0	0.064772	0	1.65	1.65
NUM619	5.9915	0.386765	0	0.073782	0	1.65	1.65
NUM620	5.9915	0.369765	0	0.067806	0	1.65	1.65
NUM621	5.9915	0.351755	0	0.070839	0	1.65	1.65
NUM622	5.9915	0.254619	0	0.055371	0	1.65	1.65
NUM623	5.9915	0.301935	0	0.065632	0	1.65	1.65
NUM624	5.9915	0.445899	0	0.099386	0	1.65	1.65
NUM625	5.9915	0.480077	0	0.119948	0	1.65	1.65
NUM626	5.9915	0.465474	0	0.116962	0	1.65	1.65
NUM627	5.9915	0.60092	0	0.121343	0	1.65	1.65
NUM628	5.9915	0.710848	0	0.111643	0	1.65	1.65
NUM629	5.9915	0.557925	0	0.077955	0	1.65	1.65
NUM630	5.9915	0.368071	0	0.076314	0	1.65	1.65
NUM631	5.9915	0.451103	0	0.102514	0	1.65	1.65
NUM632	5.9915	0.423597	0	0.079892	0	1.65	1.65
NUM633	5.9915	0.28342	0	0.084648	0	1.65	1.65
NUM634	5.9915	0.199511	0	0.06849	0	1.65	1.65
NUM635	5.9915	0.200158	0	0.051944	0	1.65	1.65
NUM636	5.9915	0.144037	0	0.035849	0	1.65	1.65
NUM637	5.9915	0.150701	0	0.039513	0	1.65	1.65
NUM638	5.9915	0.08046	0	0.042053	0	1.65	1.65
NUM639	5.9915	0.030388	0	0.013614	0	1.65	1.65
NUM640	5.9915	0.046162	0	-0.00733	0	1.65	1.65
NUM641	5.9915	0.061095	0	0.00943	0	1.65	1.65
NUM642	5.9915	0.081801	0	0.015527	0	1.65	1.65
NUM643	5.9915	0.044594	0	0.010359	0	1.65	1.65
NUM644	5.9915	0.04816	0	0.024751	0	1.65	1.65
NUM645	5.9915	0.023199	0	0.035047	0	1.65	1.65
NUM646	5.9915	0.018166	0	0.012674	0	1.65	1.65
NUM647	5.9915	0.01668	0	0.027904	0	1.65	1.65
NUM648	5.9915	0.011614	0	0.019199	0	1.65	1.65
NUM649	5.9915	0.160097	0	-0.09588	0	1.65	1.65
NUM650	5.9915	0.155149	0	-0.096433	0	1.65	1.65
NUM651	5.9915	0.102495	0	-0.077441	0	1.65	1.65
NUM652	5.9915	0.025988	0	-0.039177	0	1.65	1.65
NUM653	5.9915	0.004419	0	0.009034	0	1.65	1.65
NUM654	5.9915	0.007265	0	0.016694	0	1.65	1.65
NUM655	5.9915	2.529344	0	-0.268091	0	1.65	1.65
NUM656	5.9915	2.278593	0	-0.250235	0	1.65	1.65
NUM657	5.9915	2.270436	0	-0.249186	0	1.65	1.65
NUM658	5.9915	2.269183	0	-0.246043	0	1.65	1.65
NUM659	5.9915	2.508028	0	-0.23136	0	1.65	1.65

Data	Chi-Square	Jarque-Bera	Normality	Skewness	Dummy for Skewness	α	Cornis Fisher Expansion (α')
NUM660	5.9915	2.415428	0	-0.230882	0	1.65	1.65
NUM661	5.9915	2.416807	0	-0.230973	0	1.65	1.65
NUM662	5.9915	2.366672	0	-0.226377	0	1.65	1.65
NUM663	5.9915	2.458453	0	-0.206452	0	1.65	1.65
NUM664	5.9915	2.196943	0	-0.302827	0	1.65	1.65
NUM665	5.9915	2.092369	0	-0.294688	0	1.65	1.65
NUM666	5.9915	2.186014	0	-0.287217	0	1.65	1.65
NUM667	5.9915	2.151802	0	-0.297325	0	1.65	1.65
NUM668	5.9915	1.879274	0	-0.26249	0	1.65	1.65
NUM669	5.9915	2.163878	0	-0.277374	0	1.65	1.65
NUM670	5.9915	1.994088	0	-0.278081	0	1.65	1.65
NUM671	5.9915	1.916118	0	-0.278393	0	1.65	1.65
NUM672	5.9915	1.899926	0	-0.302581	0	1.65	1.65
NUM673	5.9915	1.756919	0	-0.28121	0	1.65	1.65
NUM674	5.9915	1.757637	0	-0.281516	0	1.65	1.65
NUM675	5.9915	1.796468	0	-0.307191	0	1.65	1.65
NUM676	5.9915	1.866707	0	-0.322378	0	1.65	1.65
NUM677	5.9915	1.791168	0	-0.32478	0	1.65	1.65
NUM678	5.9915	1.65404	0	-0.313628	0	1.65	1.65
NUM679	5.9915	1.703018	0	-0.317976	0	1.65	1.65
NUM680	5.9915	1.58613	0	-0.308443	0	1.65	1.65
NUM681	5.9915	2.116852	0	-0.355909	0	1.65	1.65
NUM682	5.9915	1.743199	0	-0.322705	0	1.65	1.65
NUM683	5.9915	1.609009	0	-0.30926	0	1.65	1.65
NUM684	5.9915	1.410534	0	-0.290914	0	1.65	1.65
NUM685	5.9915	1.79604	0	-0.327775	0	1.65	1.65
NUM686	5.9915	1.792718	0	-0.327583	0	1.65	1.65
NUM687	5.9915	1.974868	0	-0.344075	0	1.65	1.65
NUM688	5.9915	2.20037	0	-0.363316	0	1.65	1.65
NUM689	5.9915	2.668144	0	-0.395664	0	1.65	1.65
NUM690	5.9915	2.759956	0	-0.396334	0	1.65	1.65
NUM691	5.9915	2.897442	0	-0.404017	0	1.65	1.65
NUM692	5.9915	2.886864	0	-0.403121	0	1.65	1.65
NUM693	5.9915	3.225131	0	-0.423067	0	1.65	1.65
NUM694	5.9915	2.97685	0	-0.402294	0	1.65	1.65
NUM695	5.9915	3.168844	0	-0.405008	0	1.65	1.65
NUM696	5.9915	3.602688	0	-0.418449	0	1.65	1.65
NUM697	5.9915	4.341976	0	-0.434086	0	1.65	1.65
NUM698	5.9915	4.688506	0	-0.460417	0	1.65	1.65
NUM699	5.9915	5.058127	0	-0.472829	0	1.65	1.65
NUM700	5.9915	5.505842	0	-0.507929	0	1.65	1.65
NUM701	5.9915	4.493439	0	-0.455541	0	1.65	1.65
NUM702	5.9915	4.500181	0	-0.456301	0	1.65	1.65
NUM703	5.9915	5.267337	0	-0.479273	0	1.65	1.65
NUM704	5.9915	5.491621	0	-0.488005	0	1.65	1.65
NUM705	5.9915	5.830645	0	-0.49126	0	1.65	1.65
NUM706	5.9915	5.871936	0	-0.487242	0	1.65	1.65
NUM707	5.9915	6.06951	1	-0.488221	-0.488221	1.65	1.79
NUM708	5.9915	6.591659	1	-0.508743	-0.508743	1.65	1.80
NUM709	5.9915	7.721025	1	-0.502695	-0.502695	1.65	1.79
NUM710	5.9915	8.375024	1	-0.508483	-0.508483	1.65	1.80
NUM711	5.9915	9.776829	1	-0.551583	-0.551583	1.65	1.81
NUM712	5.9915	9.760394	1	-0.540051	-0.540051	1.65	1.81
NUM713	5.9915	9.182807	1	-0.538517	-0.538517	1.65	1.80
NUM714	5.9915	10.95362	1	-0.558674	-0.558674	1.65	1.81
NUM715	5.9915	12.49748	1	-0.576931	-0.576931	1.65	1.82

Data	Chi-Square	Jarque-Bera	Normality	Skewness	Dummy for Skewness	α	Cornis Fisher Expansion (α')
NUM716	5.9915	11.26031	1	-0.541618	-0.541618	1.65	1.81
NUM717	5.9915	11.14016	1	-0.555841	-0.555841	1.65	1.81
NUM718	5.9915	13.29807	1	-0.544591	-0.544591	1.65	1.81
NUM719	5.9915	16.51753	1	-0.678689	-0.678689	1.65	1.84
NUM720	5.9915	15.84087	1	-0.66034	-0.66034	1.65	1.84
NUM721	5.9915	15.57458	1	-0.634625	-0.634625	1.65	1.83
NUM722	5.9915	13.96008	1	-0.604986	-0.604986	1.65	1.82
NUM723	5.9915	11.96119	1	-0.591311	-0.591311	1.65	1.82
NUM724	5.9915	10.70946	1	-0.521566	-0.521566	1.65	1.80
NUM725	5.9915	10.12074	1	-0.505602	-0.505602	1.65	1.80
NUM726	5.9915	8.486766	1	-0.474749	-0.474749	1.65	1.79
NUM727	5.9915	10.71271	1	-0.508293	-0.508293	1.65	1.80
NUM728	5.9915	12.99973	1	-0.503724	-0.503724	1.65	1.79
NUM729	5.9915	14.67807	1	-0.510205	-0.510205	1.65	1.80
NUM730	5.9915	11.52313	1	-0.485929	-0.485929	1.65	1.79
NUM731	5.9915	11.74484	1	-0.490116	-0.490116	1.65	1.79
NUM732	5.9915	11.48752	1	-0.486771	-0.486771	1.65	1.79
NUM733	5.9915	11.50224	1	-0.479641	-0.479641	1.65	1.79
NUM734	5.9915	11.39337	1	-0.474583	-0.474583	1.65	1.79
NUM735	5.9915	11.96635	1	-0.461962	-0.461962	1.65	1.78
NUM736	5.9915	10.95745	1	-0.435519	-0.435519	1.65	1.78
NUM737	5.9915	10.42712	1	-0.448564	-0.448564	1.65	1.78
NUM738	5.9915	10.92321	1	-0.475253	-0.475253	1.65	1.79
NUM739	5.9915	9.548733	1	-0.434267	-0.434267	1.65	1.77
NUM740	5.9915	9.33183	1	-0.402181	-0.402181	1.65	1.77
NUM741	5.9915	9.853441	1	-0.424769	-0.424769	1.65	1.77
NUM742	5.9915	11.99269	1	-0.400939	-0.400939	1.65	1.77
NUM743	5.9915	13.63266	1	-0.400543	-0.400543	1.65	1.76
NUM744	5.9915	13.3864	1	-0.392347	-0.392347	1.65	1.76
NUM745	5.9915	13.08322	1	-0.36783	-0.36783	1.65	1.76
NUM746	5.9915	14.75926	1	-0.367132	-0.367132	1.65	1.76
NUM747	5.9915	14.24022	1	-0.342892	-0.342892	1.65	1.75
NUM748	5.9915	15.46639	1	-0.331983	-0.331983	1.65	1.75
NUM749	5.9915	17.33985	1	-0.32642	-0.32642	1.65	1.74
NUM750	5.9915	18.03528	1	-0.363699	-0.363699	1.65	1.75
NUM751	5.9915	17.76547	1	-0.375774	-0.375774	1.65	1.76
NUM752	5.9915	19.3771	1	-0.405099	-0.405099	1.65	1.77
NUM753	5.9915	19.16812	1	-0.389378	-0.389378	1.65	1.76
NUM754	5.9915	24.66598	1	-0.550321	-0.550321	1.65	1.81
NUM755	5.9915	23.62181	1	-0.515933	-0.515933	1.65	1.80
NUM756	5.9915	20.05058	1	-0.487471	-0.487471	1.65	1.79
NUM757	5.9915	18.89029	1	-0.461104	-0.461104	1.65	1.78
NUM758	5.9915	19.49508	1	-0.483653	-0.483653	1.65	1.79
NUM759	5.9915	22.7093	1	-0.474883	-0.474883	1.65	1.79
NUM760	5.9915	25.80915	1	-0.505177	-0.505177	1.65	1.80
NUM761	5.9915	25.23791	1	-0.503707	-0.503707	1.65	1.79
NUM762	5.9915	25.26167	1	-0.493586	-0.493586	1.65	1.79
NUM763	5.9915	28.84454	1	-0.526008	-0.526008	1.65	1.80
NUM764	5.9915	12.58027	1	-0.12461	-0.12461	1.65	1.69
NUM765	5.9915	11.85227	1	-0.097147	-0.097147	1.65	1.68
NUM766	5.9915	14.0445	1	-0.189102	-0.189102	1.65	1.70
NUM767	5.9915	11.52253	1	-0.11717	-0.11717	1.65	1.68
NUM768	5.9915	12.11854	1	-0.156634	-0.156634	1.65	1.69
NUM769	5.9915	15.43151	1	-0.194968	-0.194968	1.65	1.71
NUM770	5.9915	15.01735	1	-0.202762	-0.202762	1.65	1.71
NUM771	5.9915	14.05947	1	-0.16375	-0.16375	1.65	1.70

Data	Chi-Square	Jarque-Bera	Normality	Skewness	Dummy for Skewness	α	Cornis Fisher Expansion (α')
NUM772	5.9915	14.07923	1	-0.152565	-0.152565	1.65	1.69
NUM773	5.9915	15.11146	1	-0.175751	-0.175751	1.65	1.70
NUM774	5.9915	15.08096	1	-0.213011	-0.213011	1.65	1.71
NUM775	5.9915	15.16852	1	-0.194549	-0.194549	1.65	1.71
NUM776	5.9915	14.94018	1	-0.221433	-0.221433	1.65	1.71
NUM777	5.9915	13.63687	1	-0.185579	-0.185579	1.65	1.70
NUM778	5.9915	11.04833	1	-0.161189	-0.161189	1.65	1.70
NUM779	5.9915	11.36134	1	-0.159664	-0.159664	1.65	1.70
NUM780	5.9915	10.75676	1	-0.192501	-0.192501	1.65	1.71
NUM781	5.9915	10.93364	1	-0.19944	-0.19944	1.65	1.71
NUM782	5.9915	12.2408	1	-0.221689	-0.221689	1.65	1.71
NUM783	5.9915	11.70827	1	-0.233347	-0.233347	1.65	1.72
NUM784	5.9915	13.20656	1	-0.240037	-0.240037	1.65	1.72
NUM785	5.9915	10.14529	1	-0.086565	-0.086565	1.65	1.67
NUM786	5.9915	9.85363	1	-0.08369	-0.08369	1.65	1.67
NUM787	5.9915	9.856349	1	-0.106007	-0.106007	1.65	1.68
NUM788	5.9915	9.873876	1	-0.106027	-0.106027	1.65	1.68
NUM789	5.9915	9.444413	1	-0.073467	-0.073467	1.65	1.67
NUM790	5.9915	29.80601	1	-0.527035	-0.527035	1.65	1.80
NUM791	5.9915	28.11063	1	-0.513671	-0.513671	1.65	1.80
NUM792	5.9915	22.36652	1	-0.507747	-0.507747	1.65	1.80
NUM793	5.9915	27.36106	1	-0.043011	-0.043011	1.65	1.66
NUM794	5.9915	23.12609	1	-0.035888	-0.035888	1.65	1.66
NUM795	5.9915	22.02907	1	-0.043135	-0.043135	1.65	1.66
NUM796	5.9915	22.01927	1	-0.043505	-0.043505	1.65	1.66
NUM797	5.9915	18.51079	1	-0.03819	-0.03819	1.65	1.66
NUM798	5.9915	19.8098	1	-0.030822	-0.030822	1.65	1.66
NUM799	5.9915	17.58301	1	-0.180834	-0.180834	1.65	1.70
NUM800	5.9915	19.80608	1	-0.060848	-0.060848	1.65	1.67
NUM801	5.9915	21.87791	1	-0.104578	-0.104578	1.65	1.68
NUM802	5.9915	21.16485	1	-0.107791	-0.107791	1.65	1.68
NUM803	5.9915	29.94233	1	-0.421362	-0.421362	1.65	1.77
NUM804	5.9915	319.6772	1	1.222923	1.222923	1.65	1.30
NUM805	5.9915	277.3819	1	1.143328	1.143328	1.65	1.32
NUM806	5.9915	257.5613	1	1.114936	1.114936	1.65	1.33
NUM807	5.9915	257.9934	1	1.144068	1.144068	1.65	1.32
NUM808	5.9915	259.9954	1	1.157177	1.157177	1.65	1.32
NUM809	5.9915	238.1582	1	1.117881	1.117881	1.65	1.33
NUM810	5.9915	238.8441	1	1.119653	1.119653	1.65	1.33
NUM811	5.9915	224.8768	1	1.111477	1.111477	1.65	1.33
NUM812	5.9915	223.323	1	1.105862	1.105862	1.65	1.33
NUM813	5.9915	230.877	1	1.094268	1.094268	1.65	1.34
NUM814	5.9915	230.355	1	1.089	1.089	1.65	1.34
NUM815	5.9915	213.5039	1	1.04962	1.04962	1.65	1.35
NUM816	5.9915	209.6111	1	1.019868	1.019868	1.65	1.36
NUM817	5.9915	219.3011	1	1.051551	1.051551	1.65	1.35
NUM818	5.9915	212.4114	1	1.025479	1.025479	1.65	1.36
NUM819	5.9915	204.3184	1	0.990166	0.990166	1.65	1.37
NUM820	5.9915	193.3516	1	0.953646	0.953646	1.65	1.38
NUM821	5.9915	190.1349	1	0.929418	0.929418	1.65	1.38
NUM822	5.9915	188.7194	1	0.928974	0.928974	1.65	1.38
NUM823	5.9915	198.6744	1	0.941281	0.941281	1.65	1.38
NUM824	5.9915	229.3965	1	0.960162	0.960162	1.65	1.37
NUM825	5.9915	228.1108	1	0.942817	0.942817	1.65	1.38
NUM826	5.9915	221.4389	1	0.932124	0.932124	1.65	1.38
NUM827	5.9915	217.7613	1	0.92131	0.92131	1.65	1.39

Data	Chi-Square	Jarque-Bera	Normality	Skewness	Dummy for Skewness	α	Cornis Fisher Expansion (α')
NUM828	5.9915	217.4953	1	0.922797	0.922797	1.65	1.39
NUM829	5.9915	211.9912	1	0.903497	0.903497	1.65	1.39
NUM830	5.9915	231.4181	1	0.916178	0.916178	1.65	1.39
NUM831	5.9915	226.0558	1	0.888914	0.888914	1.65	1.39
NUM832	5.9915	236.8737	1	0.931217	0.931217	1.65	1.38
NUM833	5.9915	231.313	1	0.915051	0.915051	1.65	1.39
NUM834	5.9915	229.0121	1	0.903409	0.903409	1.65	1.39
NUM835	5.9915	228.7756	1	0.901295	0.901295	1.65	1.39
NUM836	5.9915	229.0415	1	0.901126	0.901126	1.65	1.39
NUM837	5.9915	238.7229	1	0.923181	0.923181	1.65	1.38
NUM838	5.9915	227.5946	1	0.904837	0.904837	1.65	1.39
NUM839	5.9915	233.2508	1	0.895128	0.895128	1.65	1.39
NUM840	5.9915	234.9601	1	0.893905	0.893905	1.65	1.39
NUM841	5.9915	236.4624	1	0.907166	0.907166	1.65	1.39
NUM842	5.9915	237.4138	1	0.913683	0.913683	1.65	1.39
NUM843	5.9915	237.1827	1	0.91139	0.91139	1.65	1.39
NUM844	5.9915	234.1375	1	0.893071	0.893071	1.65	1.39
NUM845	5.9915	230.6756	1	0.896551	0.896551	1.65	1.39
NUM846	5.9915	229.389	1	0.890573	0.890573	1.65	1.39
NUM847	5.9915	226.316	1	0.866538	0.866538	1.65	1.40
NUM848	5.9915	212.9968	1	0.834432	0.834432	1.65	1.41
NUM849	5.9915	213.0769	1	0.835785	0.835785	1.65	1.41
NUM850	5.9915	216.6454	1	0.863898	0.863898	1.65	1.40
NUM851	5.9915	197.2571	1	0.852133	0.852133	1.65	1.41
NUM852	5.9915	208.3376	1	0.894745	0.894745	1.65	1.39
NUM853	5.9915	200.8102	1	0.866682	0.866682	1.65	1.40
NUM854	5.9915	200.2784	1	0.879608	0.879608	1.65	1.40
NUM855	5.9915	201.6145	1	0.86883	0.86883	1.65	1.40
NUM856	5.9915	220.3963	1	0.915033	0.915033	1.65	1.39
NUM857	5.9915	221.7208	1	0.907533	0.907533	1.65	1.39
NUM858	5.9915	223.5004	1	0.917395	0.917395	1.65	1.39
NUM859	5.9915	222.2428	1	0.892214	0.892214	1.65	1.39
NUM860	5.9915	222.2888	1	0.892622	0.892622	1.65	1.39
NUM861	5.9915	210.0548	1	0.878052	0.878052	1.65	1.40
NUM862	5.9915	196.4275	1	0.844727	0.844727	1.65	1.41
NUM863	5.9915	185.8463	1	0.816115	0.816115	1.65	1.42
NUM864	5.9915	181.8889	1	0.822183	0.822183	1.65	1.41
NUM865	5.9915	178.5751	1	0.823036	0.823036	1.65	1.41
NUM866	5.9915	166.3402	1	0.778991	0.778991	1.65	1.43
NUM867	5.9915	170.3306	1	0.779358	0.779358	1.65	1.43
NUM868	5.9915	168.9138	1	0.8071	0.8071	1.65	1.42
NUM869	5.9915	168.384	1	0.812811	0.812811	1.65	1.42
NUM870	5.9915	170.0077	1	0.837222	0.837222	1.65	1.41
NUM871	5.9915	161.0682	1	0.791994	0.791994	1.65	1.42
NUM872	5.9915	159.8394	1	0.782035	0.782035	1.65	1.43
NUM873	5.9915	154.033	1	0.760009	0.760009	1.65	1.43
NUM874	5.9915	158.2937	1	0.778545	0.778545	1.65	1.43
NUM875	5.9915	158.2839	1	0.779415	0.779415	1.65	1.43
NUM876	5.9915	136.8829	1	0.758636	0.758636	1.65	1.43
NUM877	5.9915	138.7854	1	0.751695	0.751695	1.65	1.43
NUM878	5.9915	123.6729	1	0.709949	0.709949	1.65	1.45
NUM879	5.9915	124.4205	1	0.713997	0.713997	1.65	1.45
NUM880	5.9915	129.5012	1	0.747361	0.747361	1.65	1.44
NUM881	5.9915	126.9049	1	0.756719	0.756719	1.65	1.43
NUM882	5.9915	122.2462	1	0.765141	0.765141	1.65	1.43
NUM883	5.9915	120.1966	1	0.758184	0.758184	1.65	1.43

Data	Chi-Square	Jarque-Bera	Normality	Skewness	Dummy for Skewness	α	Cornis Fisher Expansion (α')
NUM884	5.9915	111.9525	1	0.7178	0.7178	1.65	1.44
NUM885	5.9915	118.8643	1	0.714521	0.714521	1.65	1.44
NUM886	5.9915	121.0764	1	0.721143	0.721143	1.65	1.44
NUM887	5.9915	122.1216	1	0.732859	0.732859	1.65	1.44
NUM888	5.9915	123.262	1	0.737136	0.737136	1.65	1.44
NUM889	5.9915	123.4423	1	0.721533	0.721533	1.65	1.44
NUM890	5.9915	155.7307	1	0.914231	0.914231	1.65	1.39
NUM891	5.9915	152.6661	1	0.910945	0.910945	1.65	1.39
NUM892	5.9915	169.4967	1	0.951666	0.951666	1.65	1.38
NUM893	5.9915	217.5374	1	0.959322	0.959322	1.65	1.37
NUM894	5.9915	223.9631	1	0.97118	0.97118	1.65	1.37
NUM895	5.9915	229.3109	1	1.002928	1.002928	1.65	1.36

Data Normalitas JAKCONS

Data	Chi-Square	Jarque-Bera	Normality	Skewness	Dummy for Skewness	α	Cornis Fisher Expansion (α')
NUM101	5.9915	2.277642	0	0.070488	0	1.65	1.65
NUM102	5.9915	2.407194	0	0.058312	0	1.65	1.65
NUM103	5.9915	1.774069	0	0.033714	0	1.65	1.65
NUM104	5.9915	1.782919	0	0.046836	0	1.65	1.65
NUM105	5.9915	1.783561	0	0.046582	0	1.65	1.65
NUM106	5.9915	1.78455	0	0.036384	0	1.65	1.65
NUM107	5.9915	1.928896	0	0.007731	0	1.65	1.65
NUM108	5.9915	2.605925	0	0.03003	0	1.65	1.65
NUM109	5.9915	2.646928	0	0.015139	0	1.65	1.65
NUM110	5.9915	3.365653	0	-0.024203	0	1.65	1.65
NUM111	5.9915	4.36132	0	-0.037229	0	1.65	1.65
NUM112	5.9915	3.756852	0	-0.010306	0	1.65	1.65
NUM113	5.9915	3.620198	0	-0.037487	0	1.65	1.65
NUM114	5.9915	3.94957	0	-0.020731	0	1.65	1.65
NUM115	5.9915	3.887456	0	-0.020735	0	1.65	1.65
NUM116	5.9915	3.133434	0	-0.045267	0	1.65	1.65
NUM117	5.9915	3.336729	0	-0.068091	0	1.65	1.65
NUM118	5.9915	4.524981	0	-0.062969	0	1.65	1.65
NUM119	5.9915	4.799169	0	-0.067356	0	1.65	1.65
NUM120	5.9915	4.690629	0	-0.031471	0	1.65	1.65
NUM121	5.9915	6.35348	1	-0.203748	-0.203748	1.65	1.71
NUM122	5.9915	7.957489	1	-0.17118	-0.17118	1.65	1.70
NUM123	5.9915	8.513006	1	-0.165958	-0.165958	1.65	1.70
NUM124	5.9915	11.76555	1	-0.360735	-0.360735	1.65	1.75
NUM125	5.9915	9.678574	1	-0.32913	-0.32913	1.65	1.74
NUM126	5.9915	8.928574	1	-0.313796	-0.313796	1.65	1.74
NUM127	5.9915	8.069549	1	-0.37069	-0.37069	1.65	1.76
NUM128	5.9915	6.584895	1	-0.334987	-0.334987	1.65	1.75
NUM129	5.9915	13.02581	1	0.039924	0.039924	1.65	1.64
NUM130	5.9915	11.86846	1	0.043313	0.043313	1.65	1.64
NUM131	5.9915	10.19635	1	0.056472	0.056472	1.65	1.63
NUM132	5.9915	12.72618	1	0.103525	0.103525	1.65	1.62
NUM133	5.9915	11.30421	1	0.115816	0.115816	1.65	1.62
NUM134	5.9915	83.69308	1	-0.725789	-0.725789	1.65	1.86
NUM135	5.9915	96.25291	1	-1.028486	-1.028486	1.65	1.95
NUM136	5.9915	201.848	1	0.339043	0.339043	1.65	1.55
NUM137	5.9915	204.6302	1	0.347858	0.347858	1.65	1.55
NUM138	5.9915	199.8775	1	0.319274	0.319274	1.65	1.56
NUM139	5.9915	180.5819	1	0.304145	0.304145	1.65	1.56
NUM140	5.9915	167.6333	1	0.275902	0.275902	1.65	1.57
NUM141	5.9915	162.97	1	0.254034	0.254034	1.65	1.58
NUM142	5.9915	173.2434	1	0.281389	0.281389	1.65	1.57
NUM143	5.9915	168.2271	1	0.307875	0.307875	1.65	1.56
NUM144	5.9915	170.617	1	0.295581	0.295581	1.65	1.57
NUM145	5.9915	169.5956	1	0.283096	0.283096	1.65	1.57
NUM146	5.9915	167.7121	1	0.26437	0.26437	1.65	1.57
NUM147	5.9915	167.7818	1	0.264618	0.264618	1.65	1.57
NUM148	5.9915	164.7631	1	0.286634	0.286634	1.65	1.57
NUM149	5.9915	169.0538	1	0.302158	0.302158	1.65	1.56
NUM150	5.9915	175.452	1	0.315233	0.315233	1.65	1.56
NUM151	5.9915	171.8219	1	0.318156	0.318156	1.65	1.56
NUM152	5.9915	171.3576	1	0.321204	0.321204	1.65	1.56
NUM153	5.9915	187.8157	1	0.307712	0.307712	1.65	1.56
NUM154	5.9915	191.2264	1	0.321507	0.321507	1.65	1.56
NUM155	5.9915	189.8549	1	0.335222	0.335222	1.65	1.55

Data	Chi-Square	Jarque-Bera	Normality	Skewness	Dummy for Skewness	α	Cornis Fisher Expansion (α')
NUM156	5.9915	190.0797	1	0.33492	0.33492	1.65	1.55
NUM157	5.9915	186.4942	1	0.314061	0.314061	1.65	1.56
NUM158	5.9915	180.4104	1	0.29978	0.29978	1.65	1.56
NUM159	5.9915	180.1436	1	0.291218	0.291218	1.65	1.57
NUM160	5.9915	176.3405	1	0.272923	0.272923	1.65	1.57
NUM161	5.9915	176.3589	1	0.261184	0.261184	1.65	1.58
NUM162	5.9915	178.9579	1	0.277421	0.277421	1.65	1.57
NUM163	5.9915	178.1087	1	0.274503	0.274503	1.65	1.57
NUM164	5.9915	180.3283	1	0.282298	0.282298	1.65	1.57
NUM165	5.9915	164.0147	1	0.283396	0.283396	1.65	1.57
NUM166	5.9915	161.5296	1	0.274462	0.274462	1.65	1.57
NUM167	5.9915	149.8018	1	0.265583	0.265583	1.65	1.57
NUM168	5.9915	149.1032	1	0.268726	0.268726	1.65	1.57
NUM169	5.9915	165.3673	1	0.256759	0.256759	1.65	1.58
NUM170	5.9915	155.7434	1	0.234277	0.234277	1.65	1.58
NUM171	5.9915	153.3551	1	0.248284	0.248284	1.65	1.58
NUM172	5.9915	172.0181	1	0.261719	0.261719	1.65	1.57
NUM173	5.9915	171.9394	1	0.246023	0.246023	1.65	1.58
NUM174	5.9915	168.1309	1	0.228184	0.228184	1.65	1.58
NUM175	5.9915	170.0089	1	0.268337	0.268337	1.65	1.57
NUM176	5.9915	168.7123	1	0.284103	0.284103	1.65	1.57
NUM177	5.9915	154.4487	1	0.284364	0.284364	1.65	1.57
NUM178	5.9915	146.7639	1	0.311879	0.311879	1.65	1.56
NUM179	5.9915	137.0635	1	0.272985	0.272985	1.65	1.57
NUM180	5.9915	136.5952	1	0.276599	0.276599	1.65	1.57
NUM181	5.9915	134.6808	1	0.270712	0.270712	1.65	1.57
NUM182	5.9915	134.5506	1	0.277969	0.277969	1.65	1.57
NUM183	5.9915	133.9737	1	0.275451	0.275451	1.65	1.57
NUM184	5.9915	137.9059	1	0.305511	0.305511	1.65	1.56
NUM185	5.9915	139.2346	1	0.299032	0.299032	1.65	1.56
NUM186	5.9915	137.5751	1	0.27309	0.27309	1.65	1.57
NUM187	5.9915	167.5159	1	0.272823	0.272823	1.65	1.57
NUM188	5.9915	165.0765	1	0.299365	0.299365	1.65	1.56
NUM189	5.9915	164.7621	1	0.295843	0.295843	1.65	1.57
NUM190	5.9915	174.8637	1	0.309212	0.309212	1.65	1.56
NUM191	5.9915	175.6928	1	0.300493	0.300493	1.65	1.56
NUM192	5.9915	153.8862	1	0.280766	0.280766	1.65	1.57
NUM193	5.9915	154.6554	1	0.316629	0.316629	1.65	1.56
NUM194	5.9915	161.1846	1	0.339217	0.339217	1.65	1.55
NUM195	5.9915	161.1594	1	0.308188	0.308188	1.65	1.56
NUM196	5.9915	163.964	1	0.313468	0.313468	1.65	1.56
NUM197	5.9915	164.928	1	0.328249	0.328249	1.65	1.56
NUM198	5.9915	158.8241	1	0.336646	0.336646	1.65	1.55
NUM199	5.9915	166.2688	1	0.337782	0.337782	1.65	1.55
NUM200	5.9915	152.5246	1	0.318895	0.318895	1.65	1.56
NUM201	5.9915	149.71	1	0.308798	0.308798	1.65	1.56
NUM202	5.9915	147.403	1	0.294543	0.294543	1.65	1.57
NUM203	5.9915	156.4807	1	0.308621	0.308621	1.65	1.56
NUM204	5.9915	155.294	1	0.317221	0.317221	1.65	1.56
NUM205	5.9915	153.3402	1	0.329773	0.329773	1.65	1.56
NUM206	5.9915	147.3567	1	0.312447	0.312447	1.65	1.56
NUM207	5.9915	148.5537	1	0.324207	0.324207	1.65	1.56
NUM208	5.9915	145.7753	1	0.331129	0.331129	1.65	1.55
NUM209	5.9915	144.385	1	0.324494	0.324494	1.65	1.56
NUM210	5.9915	129.6179	1	0.320854	0.320854	1.65	1.56
NUM211	5.9915	121.1292	1	0.297942	0.297942	1.65	1.56

Data	Chi-Square	Jarque-Bera	Normality	Skewness	Dummy for Skewness	α	Cornis Fisher Expansion (α')
NUM212	5.9915	122.2891	1	0.293358	0.293358	1.65	1.57
NUM213	5.9915	122.3643	1	0.321408	0.321408	1.65	1.56
NUM214	5.9915	118.5947	1	0.305629	0.305629	1.65	1.56
NUM215	5.9915	119.3514	1	0.340955	0.340955	1.65	1.55
NUM216	5.9915	126.8847	1	0.36859	0.36859	1.65	1.54
NUM217	5.9915	125.7235	1	0.390783	0.390783	1.65	1.54
NUM218	5.9915	122.9165	1	0.406001	0.406001	1.65	1.53
NUM219	5.9915	120.8532	1	0.414511	0.414511	1.65	1.53
NUM220	5.9915	119.1898	1	0.393248	0.393248	1.65	1.54
NUM221	5.9915	123.3944	1	0.375455	0.375455	1.65	1.54
NUM222	5.9915	122.4283	1	0.371444	0.371444	1.65	1.54
NUM223	5.9915	123.8619	1	0.381017	0.381017	1.65	1.54
NUM224	5.9915	143.8213	1	0.406849	0.406849	1.65	1.53
NUM225	5.9915	147.4236	1	0.387324	0.387324	1.65	1.54
NUM226	5.9915	145.8011	1	0.361237	0.361237	1.65	1.55
NUM227	5.9915	162.5575	1	0.355217	0.355217	1.65	1.55
NUM228	5.9915	161.1203	1	0.31733	0.31733	1.65	1.56
NUM229	5.9915	178.3463	1	0.243921	0.243921	1.65	1.58
NUM230	5.9915	178.7465	1	0.243787	0.243787	1.65	1.58
NUM231	5.9915	174.3691	1	0.236386	0.236386	1.65	1.58
NUM232	5.9915	138.3246	1	0.12931	0.12931	1.65	1.61
NUM233	5.9915	120.229	1	0.149877	0.149877	1.65	1.61
NUM234	5.9915	137.4454	1	0.626069	0.626069	1.65	1.47
NUM235	5.9915	159.2218	1	1.157414	1.157414	1.65	1.32
NUM236	5.9915	54.43876	1	-0.848954	-0.848954	1.65	1.89
NUM237	5.9915	42.803	1	-0.6773	-0.6773	1.65	1.84
NUM238	5.9915	40.73221	1	-0.669147	-0.669147	1.65	1.84
NUM239	5.9915	43.26862	1	-0.690092	-0.690092	1.65	1.85
NUM240	5.9915	41.9061	1	-0.656501	-0.656501	1.65	1.84
NUM241	5.9915	42.77577	1	-0.653348	-0.653348	1.65	1.84
NUM242	5.9915	43.01469	1	-0.664278	-0.664278	1.65	1.84
NUM243	5.9915	44.90276	1	-0.702895	-0.702895	1.65	1.85
NUM244	5.9915	44.41149	1	-0.696034	-0.696034	1.65	1.85
NUM245	5.9915	44.33045	1	-0.697626	-0.697626	1.65	1.85
NUM246	5.9915	44.37397	1	-0.697251	-0.697251	1.65	1.85
NUM247	5.9915	37.07274	1	-0.654305	-0.654305	1.65	1.84
NUM248	5.9915	34.60243	1	-0.643855	-0.643855	1.65	1.83
NUM249	5.9915	33.97413	1	-0.631437	-0.631437	1.65	1.83
NUM250	5.9915	33.57074	1	-0.635042	-0.635042	1.65	1.83
NUM251	5.9915	36.30403	1	-0.67415	-0.67415	1.65	1.84
NUM252	5.9915	36.18478	1	-0.697141	-0.697141	1.65	1.85
NUM253	5.9915	33.29855	1	-0.661961	-0.661961	1.65	1.84
NUM254	5.9915	33.19544	1	-0.659105	-0.659105	1.65	1.84
NUM255	5.9915	31.52165	1	-0.646448	-0.646448	1.65	1.84
NUM256	5.9915	32.10233	1	-0.677244	-0.677244	1.65	1.84
NUM257	5.9915	30.0441	1	-0.64038	-0.64038	1.65	1.83
NUM258	5.9915	30.45004	1	-0.640717	-0.640717	1.65	1.83
NUM259	5.9915	30.40017	1	-0.638161	-0.638161	1.65	1.83
NUM260	5.9915	30.74984	1	-0.634717	-0.634717	1.65	1.83
NUM261	5.9915	30.5544	1	-0.640675	-0.640675	1.65	1.83
NUM262	5.9915	27.33499	1	-0.611439	-0.611439	1.65	1.83
NUM263	5.9915	24.22877	1	-0.569454	-0.569454	1.65	1.81
NUM264	5.9915	24.23511	1	-0.568349	-0.568349	1.65	1.81
NUM265	5.9915	28.13573	1	-0.613237	-0.613237	1.65	1.83
NUM266	5.9915	28.33609	1	-0.601355	-0.601355	1.65	1.82
NUM267	5.9915	24.8939	1	-0.595335	-0.595335	1.65	1.82

Data	Chi-Square	Jarque-Bera	Normality	Skewness	Dummy for Skewness	α	Cornis Fisher Expansion (α')
NUM268	5.9915	25.58121	1	-0.608599	-0.608599	1.65	1.82
NUM269	5.9915	25.62524	1	-0.603822	-0.603822	1.65	1.82
NUM270	5.9915	23.56272	1	-0.565076	-0.565076	1.65	1.81
NUM271	5.9915	23.5579	1	-0.565017	-0.565017	1.65	1.81
NUM272	5.9915	23.20359	1	-0.549424	-0.549424	1.65	1.81
NUM273	5.9915	23.14242	1	-0.540445	-0.540445	1.65	1.81
NUM274	5.9915	23.29619	1	-0.519971	-0.519971	1.65	1.80
NUM275	5.9915	25.83551	1	-0.553463	-0.553463	1.65	1.81
NUM276	5.9915	26.27341	1	-0.560299	-0.560299	1.65	1.81
NUM277	5.9915	30.86503	1	-0.600338	-0.600338	1.65	1.82
NUM278	5.9915	34.82336	1	-0.645043	-0.645043	1.65	1.84
NUM279	5.9915	37.66465	1	-0.659873	-0.659873	1.65	1.84
NUM280	5.9915	36.63148	1	-0.650198	-0.650198	1.65	1.84
NUM281	5.9915	36.13343	1	-0.622181	-0.622181	1.65	1.83
NUM282	5.9915	34.25193	1	-0.604021	-0.604021	1.65	1.82
NUM283	5.9915	29.73943	1	-0.560114	-0.560114	1.65	1.81
NUM284	5.9915	29.68426	1	-0.583704	-0.583704	1.65	1.82
NUM285	5.9915	29.47931	1	-0.580293	-0.580293	1.65	1.82
NUM286	5.9915	29.0803	1	-0.554496	-0.554496	1.65	1.81
NUM287	5.9915	24.89146	1	-0.532164	-0.532164	1.65	1.80
NUM288	5.9915	20.98203	1	-0.465893	-0.465893	1.65	1.78
NUM289	5.9915	20.1786	1	-0.474443	-0.474443	1.65	1.79
NUM290	5.9915	17.36291	1	-0.434745	-0.434745	1.65	1.77
NUM291	5.9915	16.60862	1	-0.447871	-0.447871	1.65	1.78
NUM292	5.9915	17.94799	1	-0.472445	-0.472445	1.65	1.79
NUM293	5.9915	19.12233	1	-0.489126	-0.489126	1.65	1.79
NUM294	5.9915	19.0417	1	-0.486392	-0.486392	1.65	1.79
NUM295	5.9915	19.09893	1	-0.469419	-0.469419	1.65	1.78
NUM296	5.9915	15.70958	1	-0.43117	-0.43117	1.65	1.77
NUM297	5.9915	15.23577	1	-0.42122	-0.42122	1.65	1.77
NUM298	5.9915	16.76488	1	-0.457306	-0.457306	1.65	1.78
NUM299	5.9915	15.82052	1	-0.448781	-0.448781	1.65	1.78
NUM300	5.9915	19.36443	1	-0.473342	-0.473342	1.65	1.79
NUM301	5.9915	17.10533	1	-0.451564	-0.451564	1.65	1.78
NUM302	5.9915	16.87796	1	-0.453566	-0.453566	1.65	1.78
NUM303	5.9915	16.91471	1	-0.451698	-0.451698	1.65	1.78
NUM304	5.9915	15.46817	1	-0.461479	-0.461479	1.65	1.78
NUM305	5.9915	15.6118	1	-0.463631	-0.463631	1.65	1.78
NUM306	5.9915	15.73081	1	-0.463635	-0.463635	1.65	1.78
NUM307	5.9915	14.52768	1	-0.443173	-0.443173	1.65	1.78
NUM308	5.9915	15.52008	1	-0.477183	-0.477183	1.65	1.79
NUM309	5.9915	15.54824	1	-0.470461	-0.470461	1.65	1.79
NUM310	5.9915	18.05985	1	-0.490491	-0.490491	1.65	1.79
NUM311	5.9915	18.96405	1	-0.494439	-0.494439	1.65	1.79
NUM312	5.9915	18.9161	1	-0.49357	-0.49357	1.65	1.79
NUM313	5.9915	19.97991	1	-0.513652	-0.513652	1.65	1.80
NUM314	5.9915	20.37939	1	-0.499771	-0.499771	1.65	1.79
NUM315	5.9915	22.00769	1	-0.534215	-0.534215	1.65	1.80
NUM316	5.9915	22.0827	1	-0.549389	-0.549389	1.65	1.81
NUM317	5.9915	23.4513	1	-0.570746	-0.570746	1.65	1.81
NUM318	5.9915	22.79713	1	-0.566505	-0.566505	1.65	1.81
NUM319	5.9915	24.06398	1	-0.582386	-0.582386	1.65	1.82
NUM320	5.9915	23.04126	1	-0.583011	-0.583011	1.65	1.82
NUM321	5.9915	24.94248	1	-0.57977	-0.57977	1.65	1.82
NUM322	5.9915	24.93801	1	-0.566236	-0.566236	1.65	1.81
NUM323	5.9915	24.97871	1	-0.570365	-0.570365	1.65	1.81

Data	Chi-Square	Jarque-Bera	Normality	Skewness	Dummy for Skewness	α	Cornis Fisher Expansion (α')
NUM324	5.9915	25.20385	1	-0.577311	-0.577311	1.65	1.82
NUM325	5.9915	24.40343	1	-0.585156	-0.585156	1.65	1.82
NUM326	5.9915	23.9163	1	-0.561635	-0.561635	1.65	1.81
NUM327	5.9915	23.78226	1	-0.540342	-0.540342	1.65	1.81
NUM328	5.9915	24.59396	1	-0.525127	-0.525127	1.65	1.80
NUM329	5.9915	27.67922	1	-0.544544	-0.544544	1.65	1.81
NUM330	5.9915	29.3027	1	-0.563725	-0.563725	1.65	1.81
NUM331	5.9915	34.60055	1	-0.594398	-0.594398	1.65	1.82
NUM332	5.9915	42.59086	1	-0.544577	-0.544577	1.65	1.81
NUM333	5.9915	54.09124	1	-0.745635	-0.745635	1.65	1.86
NUM334	5.9915	52.68249	1	-0.743372	-0.743372	1.65	1.86
NUM335	5.9915	61.53316	1	-0.780572	-0.780572	1.65	1.87
NUM336	5.9915	1.044262	0	0.097048	0	1.65	1.65
NUM337	5.9915	0.220678	0	-0.103095	0	1.65	1.65
NUM338	5.9915	0.348499	0	-0.112109	0	1.65	1.65
NUM339	5.9915	0.488092	0	-0.107064	0	1.65	1.65
NUM340	5.9915	0.822468	0	-0.136506	0	1.65	1.65
NUM341	5.9915	0.800495	0	-0.1193	0	1.65	1.65
NUM342	5.9915	0.640986	0	-0.088355	0	1.65	1.65
NUM343	5.9915	0.898834	0	-0.090339	0	1.65	1.65
NUM344	5.9915	0.943651	0	-0.105034	0	1.65	1.65
NUM345	5.9915	0.898452	0	-0.076635	0	1.65	1.65
NUM346	5.9915	0.615793	0	-0.041719	0	1.65	1.65
NUM347	5.9915	0.967879	0	-0.037469	0	1.65	1.65
NUM348	5.9915	1.491267	0	-0.0517	0	1.65	1.65
NUM349	5.9915	1.499074	0	-0.052552	0	1.65	1.65
NUM350	5.9915	1.746391	0	-0.028851	0	1.65	1.65
NUM351	5.9915	1.688529	0	0.01029	0	1.65	1.65
NUM352	5.9915	1.93841	0	0.047574	0	1.65	1.65
NUM353	5.9915	2.305741	0	0.026177	0	1.65	1.65
NUM354	5.9915	2.041126	0	0.048787	0	1.65	1.65
NUM355	5.9915	1.755863	0	-0.018798	0	1.65	1.65
NUM356	5.9915	1.648358	0	0.002754	0	1.65	1.65
NUM357	5.9915	1.692737	0	-0.036192	0	1.65	1.65
NUM358	5.9915	1.821257	0	-0.035982	0	1.65	1.65
NUM359	5.9915	1.731064	0	-0.043522	0	1.65	1.65
NUM360	5.9915	1.409548	0	-0.043041	0	1.65	1.65
NUM361	5.9915	1.523861	0	-0.039168	0	1.65	1.65
NUM362	5.9915	2.075517	0	-0.053351	0	1.65	1.65
NUM363	5.9915	2.040758	0	-0.012463	0	1.65	1.65
NUM364	5.9915	1.627532	0	-0.019126	0	1.65	1.65
NUM365	5.9915	1.778609	0	-0.019644	0	1.65	1.65
NUM366	5.9915	1.46909	0	-0.082058	0	1.65	1.65
NUM367	5.9915	1.176243	0	0.015893	0	1.65	1.65
NUM368	5.9915	1.180462	0	0.017882	0	1.65	1.65
NUM369	5.9915	0.914712	0	0.00618	0	1.65	1.65
NUM370	5.9915	1.385085	0	-0.006485	0	1.65	1.65
NUM371	5.9915	1.204893	0	-0.003793	0	1.65	1.65
NUM372	5.9915	0.763263	0	-0.0079	0	1.65	1.65
NUM373	5.9915	0.581938	0	0.012146	0	1.65	1.65
NUM374	5.9915	0.581988	0	-0.005288	0	1.65	1.65
NUM375	5.9915	0.595358	0	0.005848	0	1.65	1.65
NUM376	5.9915	0.606354	0	-0.000461	0	1.65	1.65
NUM377	5.9915	0.642954	0	0.016718	0	1.65	1.65
NUM378	5.9915	0.737194	0	0.022638	0	1.65	1.65
NUM379	5.9915	0.622598	0	0.022825	0	1.65	1.65

Data	Chi-Square	Jarque-Bera	Normality	Skewness	Dummy for Skewness	α	Cornis Fisher Expansion (α')
NUM380	5.9915	0.730444	0	0.003406	0	1.65	1.65
NUM381	5.9915	0.57618	0	-0.031121	0	1.65	1.65
NUM382	5.9915	0.766967	0	-0.044779	0	1.65	1.65
NUM383	5.9915	1.262723	0	-0.044692	0	1.65	1.65
NUM384	5.9915	0.970185	0	-0.024304	0	1.65	1.65
NUM385	5.9915	0.626119	0	-0.037925	0	1.65	1.65
NUM386	5.9915	0.712918	0	-0.068063	0	1.65	1.65
NUM387	5.9915	1.082532	0	-0.039298	0	1.65	1.65
NUM388	5.9915	1.399837	0	-0.268811	0	1.65	1.65
NUM389	5.9915	1.090791	0	-0.232132	0	1.65	1.65
NUM390	5.9915	1.083744	0	-0.210934	0	1.65	1.65
NUM391	5.9915	0.730014	0	-0.087012	0	1.65	1.65
NUM392	5.9915	0.693033	0	-0.07238	0	1.65	1.65
NUM393	5.9915	0.698019	0	-0.073063	0	1.65	1.65
NUM394	5.9915	0.424225	0	-0.059378	0	1.65	1.65
NUM395	5.9915	9.762871	1	-0.443958	-0.443958	1.65	1.78
NUM396	5.9915	12.10244	1	-0.450642	-0.450642	1.65	1.78
NUM397	5.9915	11.17074	1	-0.443417	-0.443417	1.65	1.78
NUM398	5.9915	10.91344	1	-0.44487	-0.44487	1.65	1.78
NUM399	5.9915	12.1217	1	-0.450339	-0.450339	1.65	1.78
NUM400	5.9915	11.81719	1	-0.467519	-0.467519	1.65	1.78
NUM401	5.9915	14.92176	1	-0.536218	-0.536218	1.65	1.80
NUM402	5.9915	14.43877	1	-0.503596	-0.503596	1.65	1.79
NUM403	5.9915	14.45936	1	-0.502356	-0.502356	1.65	1.79
NUM404	5.9915	17.43463	1	-0.581602	-0.581602	1.65	1.82
NUM405	5.9915	15.07619	1	-0.538271	-0.538271	1.65	1.80
NUM406	5.9915	13.51958	1	-0.497504	-0.497504	1.65	1.79
NUM407	5.9915	15.51323	1	-0.611397	-0.611397	1.65	1.83
NUM408	5.9915	15.90107	1	-0.606966	-0.606966	1.65	1.82
NUM409	5.9915	281.9293	1	-1.77617	-1.77617	1.65	2.16
NUM410	5.9915	214.1404	1	-1.378086	-1.378086	1.65	2.05
NUM411	5.9915	176.4907	1	-0.596151	-0.596151	1.65	1.82
NUM412	5.9915	149.5948	1	-0.582593	-0.582593	1.65	1.82
NUM413	5.9915	137.3542	1	-0.549322	-0.549322	1.65	1.81
NUM414	5.9915	121.2048	1	-0.517986	-0.517986	1.65	1.80
NUM415	5.9915	102.5277	1	-0.457865	-0.457865	1.65	1.78
NUM416	5.9915	102.8569	1	-0.456922	-0.456922	1.65	1.78
NUM417	5.9915	92.95547	1	-0.425969	-0.425969	1.65	1.77
NUM418	5.9915	93.74248	1	-0.427673	-0.427673	1.65	1.77
NUM419	5.9915	108.0581	1	-0.841518	-0.841518	1.65	1.89
NUM420	5.9915	91.73882	1	-0.935151	-0.935151	1.65	1.92
NUM421	5.9915	87.35097	1	-1.102511	-1.102511	1.65	1.97
NUM422	5.9915	84.96228	1	-1.104891	-1.104891	1.65	1.97
NUM423	5.9915	68.97016	1	-0.95359	-0.95359	1.65	1.92
NUM424	5.9915	56.38765	1	-0.520005	-0.520005	1.65	1.80
NUM425	5.9915	46.03689	1	-0.272442	-0.272442	1.65	1.73
NUM426	5.9915	45.91709	1	-0.288479	-0.288479	1.65	1.73
NUM427	5.9915	45.75736	1	-0.302592	-0.302592	1.65	1.74
NUM428	5.9915	42.83571	1	-0.279694	-0.279694	1.65	1.73
NUM429	5.9915	42.73711	1	-0.278861	-0.278861	1.65	1.73
NUM430	5.9915	41.63424	1	-0.29512	-0.29512	1.65	1.73
NUM431	5.9915	41.16101	1	-0.285268	-0.285268	1.65	1.73
NUM432	5.9915	39.89148	1	-0.268475	-0.268475	1.65	1.73
NUM433	5.9915	35.2784	1	-0.23497	-0.23497	1.65	1.72
NUM434	5.9915	36.6274	1	-0.267673	-0.267673	1.65	1.73
NUM435	5.9915	36.43316	1	-0.260644	-0.260644	1.65	1.72

Data	Chi-Square	Jarque-Bera	Normality	Skewness	Dummy for Skewness	α	Cornis Fisher Expansion (α')
NUM436	5.9915	36.30223	1	-0.280892	-0.280892	1.65	1.73
NUM437	5.9915	35.63874	1	-0.305478	-0.305478	1.65	1.74
NUM438	5.9915	33.35908	1	-0.275754	-0.275754	1.65	1.73
NUM439	5.9915	33.32687	1	-0.278137	-0.278137	1.65	1.73
NUM440	5.9915	28.33711	1	-0.251406	-0.251406	1.65	1.72
NUM441	5.9915	28.32666	1	-0.256127	-0.256127	1.65	1.72
NUM442	5.9915	28.61833	1	-0.269415	-0.269415	1.65	1.73
NUM443	5.9915	28.36442	1	-0.253004	-0.253004	1.65	1.72
NUM444	5.9915	26.16043	1	-0.262107	-0.262107	1.65	1.73
NUM445	5.9915	26.25234	1	-0.265071	-0.265071	1.65	1.73
NUM446	5.9915	27.30457	1	-0.280772	-0.280772	1.65	1.73
NUM447	5.9915	27.34351	1	-0.279122	-0.279122	1.65	1.73
NUM448	5.9915	26.29958	1	-0.259646	-0.259646	1.65	1.72
NUM449	5.9915	26.2824	1	-0.259015	-0.259015	1.65	1.72
NUM450	5.9915	21.55273	1	-0.236916	-0.236916	1.65	1.72
NUM451	5.9915	21.47641	1	-0.235805	-0.235805	1.65	1.72
NUM452	5.9915	20.59238	1	-0.227335	-0.227335	1.65	1.72
NUM453	5.9915	19.48229	1	-0.206674	-0.206674	1.65	1.71
NUM454	5.9915	16.771	1	-0.216196	-0.216196	1.65	1.71
NUM455	5.9915	18.28391	1	-0.2541	-0.2541	1.65	1.72
NUM456	5.9915	19.55884	1	-0.280295	-0.280295	1.65	1.73
NUM457	5.9915	19.48564	1	-0.2654	-0.2654	1.65	1.73
NUM458	5.9915	19.57452	1	-0.256658	-0.256658	1.65	1.72
NUM459	5.9915	19.44621	1	-0.260743	-0.260743	1.65	1.72
NUM460	5.9915	19.80518	1	-0.25191	-0.25191	1.65	1.72
NUM461	5.9915	19.83025	1	-0.246785	-0.246785	1.65	1.72
NUM462	5.9915	19.88195	1	-0.250001	-0.250001	1.65	1.72
NUM463	5.9915	20.66625	1	-0.218201	-0.218201	1.65	1.71
NUM464	5.9915	18.60641	1	-0.213596	-0.213596	1.65	1.71
NUM465	5.9915	18.64197	1	-0.212843	-0.212843	1.65	1.71
NUM466	5.9915	19.00253	1	-0.213158	-0.213158	1.65	1.71
NUM467	5.9915	18.80399	1	-0.217426	-0.217426	1.65	1.71
NUM468	5.9915	17.84773	1	-0.233542	-0.233542	1.65	1.72
NUM469	5.9915	16.25316	1	-0.233663	-0.233663	1.65	1.72
NUM470	5.9915	15.86789	1	-0.24273	-0.24273	1.65	1.72
NUM471	5.9915	12.77566	1	-0.26517	-0.26517	1.65	1.73
NUM472	5.9915	13.75408	1	-0.289076	-0.289076	1.65	1.73
NUM473	5.9915	14.24413	1	-0.306719	-0.306719	1.65	1.74
NUM474	5.9915	13.91574	1	-0.29316	-0.29316	1.65	1.73
NUM475	5.9915	13.85189	1	-0.290394	-0.290394	1.65	1.73
NUM476	5.9915	12.98414	1	-0.30615	-0.30615	1.65	1.74
NUM477	5.9915	13.02846	1	-0.308372	-0.308372	1.65	1.74
NUM478	5.9915	12.98368	1	-0.302163	-0.302163	1.65	1.74
NUM479	5.9915	12.95266	1	-0.282106	-0.282106	1.65	1.73
NUM480	5.9915	12.70095	1	-0.272396	-0.272396	1.65	1.73
NUM481	5.9915	12.50358	1	-0.246362	-0.246362	1.65	1.72
NUM482	5.9915	12.56775	1	-0.254148	-0.254148	1.65	1.72
NUM483	5.9915	12.49793	1	-0.262828	-0.262828	1.65	1.73
NUM484	5.9915	13.00649	1	-0.245446	-0.245446	1.65	1.72
NUM485	5.9915	12.07326	1	-0.240749	-0.240749	1.65	1.72
NUM486	5.9915	12.07574	1	-0.24056	-0.24056	1.65	1.72
NUM487	5.9915	12.12213	1	-0.246458	-0.246458	1.65	1.72
NUM488	5.9915	12.14676	1	-0.233644	-0.233644	1.65	1.72
NUM489	5.9915	12.23404	1	-0.235827	-0.235827	1.65	1.72
NUM490	5.9915	12.50154	1	-0.248624	-0.248624	1.65	1.72
NUM491	5.9915	13.62706	1	-0.228674	-0.228674	1.65	1.72

Data	Chi-Square	Jarque-Bera	Normality	Skewness	Dummy for Skewness	α	Cornis Fisher Expansion (α')
NUM492	5.9915	14.32139	1	-0.250062	-0.250062	1.65	1.72
NUM493	5.9915	14.37064	1	-0.253058	-0.253058	1.65	1.72
NUM494	5.9915	14.93343	1	-0.266291	-0.266291	1.65	1.73
NUM495	5.9915	18.6113	1	-0.285315	-0.285315	1.65	1.73
NUM496	5.9915	18.65612	1	-0.277287	-0.277287	1.65	1.73
NUM497	5.9915	19.25471	1	-0.28779	-0.28779	1.65	1.73
NUM498	5.9915	19.36327	1	-0.283816	-0.283816	1.65	1.73
NUM499	5.9915	19.64663	1	-0.290417	-0.290417	1.65	1.73
NUM500	5.9915	19.76396	1	-0.277531	-0.277531	1.65	1.73
NUM501	5.9915	19.37629	1	-0.263699	-0.263699	1.65	1.73
NUM502	5.9915	19.67121	1	-0.27519	-0.27519	1.65	1.73
NUM503	5.9915	19.09216	1	-0.256767	-0.256767	1.65	1.72
NUM504	5.9915	19.25109	1	-0.251576	-0.251576	1.65	1.72
NUM505	5.9915	20.3923	1	-0.231607	-0.231607	1.65	1.72
NUM506	5.9915	21.06822	1	-0.244627	-0.244627	1.65	1.72
NUM507	5.9915	24.54202	1	-0.272998	-0.272998	1.65	1.73
NUM508	5.9915	24.36933	1	-0.279519	-0.279519	1.65	1.73
NUM509	5.9915	25.43731	1	-0.086107	-0.086107	1.65	1.67
NUM510	5.9915	30.19817	1	-0.079711	-0.079711	1.65	1.67
NUM511	5.9915	37.72903	1	-0.215714	-0.215714	1.65	1.71
NUM512	5.9915	42.68145	1	-0.234375	-0.234375	1.65	1.72
NUM513	5.9915	44.9326	1	-0.247252	-0.247252	1.65	1.72
NUM514	5.9915	49.25939	1	-0.278928	-0.278928	1.65	1.73
NUM515	5.9915	55.45411	1	-0.277034	-0.277034	1.65	1.73
NUM516	5.9915	51.55527	1	-0.281736	-0.281736	1.65	1.73
NUM517	5.9915	55.22598	1	-0.317766	-0.317766	1.65	1.74
NUM518	5.9915	56.85629	1	-0.328573	-0.328573	1.65	1.74
NUM519	5.9915	57.90922	1	-0.019441	-0.019441	1.65	1.66
NUM520	5.9915	68.20906	1	0.201963	0.201963	1.65	1.59
NUM521	5.9915	61.44225	1	0.910526	0.910526	1.65	1.39
NUM522	5.9915	65.04139	1	0.938311	0.938311	1.65	1.38
NUM523	5.9915	80.55216	1	0.958453	0.958453	1.65	1.37
NUM524	5.9915	47.3427	1	0.518623	0.518623	1.65	1.50
NUM525	5.9915	16.2206	1	-0.046065	-0.046065	1.65	1.66
NUM526	5.9915	16.32773	1	-0.044328	-0.044328	1.65	1.66
NUM527	5.9915	16.47946	1	-0.020359	-0.020359	1.65	1.66
NUM528	5.9915	18.94877	1	-0.014624	-0.014624	1.65	1.65
NUM529	5.9915	18.13474	1	-0.052771	-0.052771	1.65	1.67
NUM530	5.9915	19.60431	1	-0.037467	-0.037467	1.65	1.66
NUM531	5.9915	18.14797	1	-0.071547	-0.071547	1.65	1.67
NUM532	5.9915	19.61585	1	-0.107978	-0.107978	1.65	1.68
NUM533	5.9915	24.91987	1	-0.060184	-0.060184	1.65	1.67
NUM534	5.9915	24.99682	1	-0.03019	-0.03019	1.65	1.66
NUM535	5.9915	25.21987	1	-0.056064	-0.056064	1.65	1.67
NUM536	5.9915	25.9831	1	-0.038729	-0.038729	1.65	1.66
NUM537	5.9915	27.88583	1	-0.008492	-0.008492	1.65	1.65
NUM538	5.9915	31.19255	1	-0.033621	-0.033621	1.65	1.66
NUM539	5.9915	30.02884	1	-0.011791	-0.011791	1.65	1.65
NUM540	5.9915	36.94686	1	0.144515	0.144515	1.65	1.61
NUM541	5.9915	33.2757	1	0.124624	0.124624	1.65	1.61
NUM542	5.9915	28.79162	1	0.108464	0.108464	1.65	1.62
NUM543	5.9915	29.48026	1	0.104925	0.104925	1.65	1.62
NUM544	5.9915	32.40688	1	0.088999	0.088999	1.65	1.62
NUM545	5.9915	32.72809	1	0.077896	0.077896	1.65	1.63
NUM546	5.9915	29.73891	1	0.046874	0.046874	1.65	1.64
NUM547	5.9915	29.25957	1	0.037068	0.037068	1.65	1.64

Data	Chi-Square	Jarque-Bera	Normality	Skewness	Dummy for Skewness	α	Cornis Fisher Expansion (α')
NUM548	5.9915	32.99729	1	0.014236	0.014236	1.65	1.65
NUM549	5.9915	33.46661	1	0.007865	0.007865	1.65	1.65
NUM550	5.9915	37.59673	1	-0.250887	-0.250887	1.65	1.72
NUM551	5.9915	41.45115	1	-0.281104	-0.281104	1.65	1.73
NUM552	5.9915	46.32543	1	-0.265605	-0.265605	1.65	1.73
NUM553	5.9915	54.02321	1	-0.264481	-0.264481	1.65	1.73
NUM554	5.9915	63.87997	1	-0.498564	-0.498564	1.65	1.79
NUM555	5.9915	53.06113	1	-0.253425	-0.253425	1.65	1.72
NUM556	5.9915	52.06434	1	-0.264074	-0.264074	1.65	1.73
NUM557	5.9915	50.2525	1	-0.25827	-0.25827	1.65	1.72
NUM558	5.9915	49.23616	1	-0.279776	-0.279776	1.65	1.73
NUM559	5.9915	47.71104	1	-0.245726	-0.245726	1.65	1.72
NUM560	5.9915	45.91237	1	-0.259775	-0.259775	1.65	1.72
NUM561	5.9915	41.62947	1	-0.274468	-0.274468	1.65	1.73
NUM562	5.9915	37.73026	1	-0.256347	-0.256347	1.65	1.72
NUM563	5.9915	41.81558	1	-0.295602	-0.295602	1.65	1.73
NUM564	5.9915	52.53966	1	-0.382435	-0.382435	1.65	1.76
NUM565	5.9915	52.96415	1	-0.368162	-0.368162	1.65	1.76
NUM566	5.9915	67.29082	1	-0.335965	-0.335965	1.65	1.75
NUM567	5.9915	68.02238	1	-0.334161	-0.334161	1.65	1.75
NUM568	5.9915	76.16627	1	-0.32678	-0.32678	1.65	1.74
NUM569	5.9915	94.95128	1	-0.430938	-0.430938	1.65	1.77
NUM570	5.9915	99.20369	1	-0.433337	-0.433337	1.65	1.77
NUM571	5.9915	13.32174	1	0.816055	0.816055	1.65	1.42
NUM572	5.9915	12.35135	1	0.791874	0.791874	1.65	1.42
NUM573	5.9915	11.09166	1	0.758187	0.758187	1.65	1.43
NUM574	5.9915	10.86429	1	0.743548	0.743548	1.65	1.44
NUM575	5.9915	10.25509	1	0.719897	0.719897	1.65	1.44
NUM576	5.9915	11.12393	1	0.727002	0.727002	1.65	1.44
NUM577	5.9915	9.79534	1	0.711944	0.711944	1.65	1.45
NUM578	5.9915	9.257598	1	0.700203	0.700203	1.65	1.45
NUM579	5.9915	8.953001	1	0.691405	0.691405	1.65	1.45
NUM580	5.9915	7.805324	1	0.651059	0.651059	1.65	1.46
NUM581	5.9915	7.103807	1	0.624072	0.624072	1.65	1.47
NUM582	5.9915	6.299436	1	0.595838	0.595838	1.65	1.48
NUM583	5.9915	6.810908	1	0.616709	0.616709	1.65	1.47
NUM584	5.9915	5.862795	0	0.5776	0	1.65	1.65
NUM585	5.9915	4.199013	0	0.496592	0	1.65	1.65
NUM586	5.9915	3.952728	0	0.483572	0	1.65	1.65
NUM587	5.9915	4.134644	0	0.496088	0	1.65	1.65
NUM588	5.9915	4.115801	0	0.494745	0	1.65	1.65
NUM589	5.9915	3.976991	0	0.483813	0	1.65	1.65
NUM590	5.9915	3.422081	0	0.453074	0	1.65	1.65
NUM591	5.9915	3.389355	0	0.450953	0	1.65	1.65
NUM592	5.9915	1.17138	0	0.221354	0	1.65	1.65
NUM593	5.9915	0.815243	0	0.202356	0	1.65	1.65
NUM594	5.9915	4.021493	0	0.395044	0	1.65	1.65
NUM595	5.9915	3.680989	0	0.378367	0	1.65	1.65
NUM596	5.9915	3.301498	0	0.3547	0	1.65	1.65
NUM597	5.9915	3.265493	0	0.340183	0	1.65	1.65
NUM598	5.9915	3.376368	0	0.349231	0	1.65	1.65
NUM599	5.9915	3.181251	0	0.326311	0	1.65	1.65
NUM600	5.9915	3.136353	0	0.316366	0	1.65	1.65
NUM601	5.9915	19.16286	1	0.676071	0.676071	1.65	1.46
NUM602	5.9915	18.73043	1	0.681333	0.681333	1.65	1.45
NUM603	5.9915	20.40186	1	0.693919	0.693919	1.65	1.45

Data	Chi-Square	Jarque-Bera	Normality	Skewness	Dummy for Skewness	α	Cornis Fisher Expansion (α')
NUM604	5.9915	17.39675	1	0.658629	0.658629	1.65	1.46
NUM605	5.9915	15.90967	1	0.63865	0.63865	1.65	1.47
NUM606	5.9915	16.03899	1	0.635143	0.635143	1.65	1.47
NUM607	5.9915	14.49241	1	0.606197	0.606197	1.65	1.48
NUM608	5.9915	12.35032	1	0.568439	0.568439	1.65	1.49
NUM609	5.9915	12.4218	1	0.561784	0.561784	1.65	1.49
NUM610	5.9915	12.06755	1	0.554545	0.554545	1.65	1.49
NUM611	5.9915	12.30602	1	0.560781	0.560781	1.65	1.49
NUM612	5.9915	12.4211	1	0.558341	0.558341	1.65	1.49
NUM613	5.9915	12.80772	1	0.558959	0.558959	1.65	1.49
NUM614	5.9915	12.48693	1	0.549975	0.549975	1.65	1.49
NUM615	5.9915	12.27927	1	0.555922	0.555922	1.65	1.49
NUM616	5.9915	15.20194	1	0.595803	0.595803	1.65	1.48
NUM617	5.9915	14.16176	1	0.59916	0.59916	1.65	1.48
NUM618	5.9915	14.367	1	0.588743	0.588743	1.65	1.48
NUM619	5.9915	16.24915	1	0.607022	0.607022	1.65	1.48
NUM620	5.9915	16.75295	1	0.637046	0.637046	1.65	1.47
NUM621	5.9915	16.99903	1	0.632324	0.632324	1.65	1.47
NUM622	5.9915	16.88653	1	0.636759	0.636759	1.65	1.47
NUM623	5.9915	17.81223	1	0.651391	0.651391	1.65	1.46
NUM624	5.9915	19.91035	1	0.690069	0.690069	1.65	1.45
NUM625	5.9915	18.92897	1	0.675727	0.675727	1.65	1.46
NUM626	5.9915	19.24341	1	0.692552	0.692552	1.65	1.45
NUM627	5.9915	18.079	1	0.658236	0.658236	1.65	1.46
NUM628	5.9915	17.37258	1	0.62606	0.62606	1.65	1.47
NUM629	5.9915	19.45204	1	0.668862	0.668862	1.65	1.46
NUM630	5.9915	18.30445	1	0.645544	0.645544	1.65	1.46
NUM631	5.9915	20.75639	1	0.677031	0.677031	1.65	1.46
NUM632	5.9915	21.31769	1	0.701767	0.701767	1.65	1.45
NUM633	5.9915	19.1796	1	0.68636	0.68636	1.65	1.45
NUM634	5.9915	19.33912	1	0.672188	0.672188	1.65	1.46
NUM635	5.9915	19.82968	1	0.687912	0.687912	1.65	1.45
NUM636	5.9915	19.80669	1	0.685796	0.685796	1.65	1.45
NUM637	5.9915	17.39576	1	0.641446	0.641446	1.65	1.47
NUM638	5.9915	18.63176	1	0.660511	0.660511	1.65	1.46
NUM639	5.9915	17.47529	1	0.623768	0.623768	1.65	1.47
NUM640	5.9915	16.3883	1	0.619008	0.619008	1.65	1.47
NUM641	5.9915	16.80679	1	0.641208	0.641208	1.65	1.47
NUM642	5.9915	16.46229	1	0.641271	0.641271	1.65	1.47
NUM643	5.9915	16.70832	1	0.634324	0.634324	1.65	1.47
NUM644	5.9915	18.77743	1	0.667284	0.667284	1.65	1.46
NUM645	5.9915	18.51618	1	0.675208	0.675208	1.65	1.46
NUM646	5.9915	21.20937	1	0.717401	0.717401	1.65	1.44
NUM647	5.9915	20.15164	1	0.703699	0.703699	1.65	1.45
NUM648	5.9915	20.07318	1	0.719528	0.719528	1.65	1.44
NUM649	5.9915	20.06694	1	0.717735	0.717735	1.65	1.44
NUM650	5.9915	20.63126	1	0.728444	0.728444	1.65	1.44
NUM651	5.9915	20.32354	1	0.74072	0.74072	1.65	1.44
NUM652	5.9915	20.26459	1	0.719171	0.719171	1.65	1.44
NUM653	5.9915	19.41431	1	0.692287	0.692287	1.65	1.45
NUM654	5.9915	21.12491	1	0.732187	0.732187	1.65	1.44
NUM655	5.9915	22.95861	1	0.673976	0.673976	1.65	1.46
NUM656	5.9915	24.15202	1	0.700521	0.700521	1.65	1.45
NUM657	5.9915	25.09649	1	0.702255	0.702255	1.65	1.45
NUM658	5.9915	24.57954	1	0.719001	0.719001	1.65	1.44
NUM659	5.9915	23.35738	1	0.707589	0.707589	1.65	1.45

Data	Chi-Square	Jarque-Bera	Normality	Skewness	Dummy for Skewness	α	Cornis Fisher Expansion (α')
NUM660	5.9915	24.7818	1	0.724541	0.724541	1.65	1.44
NUM661	5.9915	28.74876	1	0.75863	0.75863	1.65	1.43
NUM662	5.9915	26.08721	1	0.710918	0.710918	1.65	1.45
NUM663	5.9915	22.84086	1	0.649929	0.649929	1.65	1.46
NUM664	5.9915	22.36434	1	0.659522	0.659522	1.65	1.46
NUM665	5.9915	18.27008	1	0.626278	0.626278	1.65	1.47
NUM666	5.9915	15.87364	1	0.65553	0.65553	1.65	1.46
NUM667	5.9915	15.08071	1	0.659881	0.659881	1.65	1.46
NUM668	5.9915	15.02168	1	0.656885	0.656885	1.65	1.46
NUM669	5.9915	15.18369	1	0.660326	0.660326	1.65	1.46
NUM670	5.9915	15.55645	1	0.666937	0.666937	1.65	1.46
NUM671	5.9915	18.44177	1	0.696824	0.696824	1.65	1.45
NUM672	5.9915	19.66072	1	0.722175	0.722175	1.65	1.44
NUM673	5.9915	20.99925	1	0.723958	0.723958	1.65	1.44
NUM674	5.9915	21.17697	1	0.7272	0.7272	1.65	1.44
NUM675	5.9915	20.77828	1	0.721304	0.721304	1.65	1.44
NUM676	5.9915	18.95601	1	0.681254	0.681254	1.65	1.45
NUM677	5.9915	23.60383	1	0.718493	0.718493	1.65	1.44
NUM678	5.9915	23.53482	1	0.694512	0.694512	1.65	1.45
NUM679	5.9915	23.79651	1	0.674866	0.674866	1.65	1.46
NUM680	5.9915	26.16037	1	0.700748	0.700748	1.65	1.45
NUM681	5.9915	27.78454	1	0.71409	0.71409	1.65	1.44
NUM682	5.9915	30.27998	1	0.740776	0.740776	1.65	1.44
NUM683	5.9915	29.44004	1	0.749838	0.749838	1.65	1.43
NUM684	5.9915	30.16211	1	0.778402	0.778402	1.65	1.43
NUM685	5.9915	35.22554	1	0.815862	0.815862	1.65	1.42
NUM686	5.9915	29.95111	1	0.820511	0.820511	1.65	1.41
NUM687	5.9915	29.984	1	0.820421	0.820421	1.65	1.41
NUM688	5.9915	24.46854	1	0.776131	0.776131	1.65	1.43
NUM689	5.9915	24.64003	1	0.779805	0.779805	1.65	1.43
NUM690	5.9915	26.96398	1	0.813977	0.813977	1.65	1.42
NUM691	5.9915	27.28843	1	0.812354	0.812354	1.65	1.42
NUM692	5.9915	34.56145	1	0.960213	0.960213	1.65	1.37
NUM693	5.9915	41.43446	1	1.01516	1.01516	1.65	1.36
NUM694	5.9915	41.69563	1	0.917187	0.917187	1.65	1.39
NUM695	5.9915	40.53923	1	0.909808	0.909808	1.65	1.39
NUM696	5.9915	43.03897	1	0.939068	0.939068	1.65	1.38
NUM697	5.9915	39.21757	1	0.909552	0.909552	1.65	1.39
NUM698	5.9915	33.86578	1	0.854029	0.854029	1.65	1.40
NUM699	5.9915	31.46073	1	0.84236	0.84236	1.65	1.41
NUM700	5.9915	27.30979	1	0.808526	0.808526	1.65	1.42
NUM701	5.9915	2.092494	0	0.314286	0	1.65	1.65
NUM702	5.9915	1.724328	0	0.281814	0	1.65	1.65
NUM703	5.9915	1.653585	0	0.275208	0	1.65	1.65
NUM704	5.9915	1.857596	0	0.26666	0	1.65	1.65
NUM705	5.9915	1.84095	0	0.241977	0	1.65	1.65
NUM706	5.9915	1.334052	0	0.216335	0	1.65	1.65
NUM707	5.9915	1.859704	0	0.25624	0	1.65	1.65
NUM708	5.9915	2.366587	0	0.294943	0	1.65	1.65
NUM709	5.9915	1.800857	0	0.272944	0	1.65	1.65
NUM710	5.9915	1.505725	0	0.237611	0	1.65	1.65
NUM711	5.9915	1.596886	0	0.244343	0	1.65	1.65
NUM712	5.9915	1.522087	0	0.253818	0	1.65	1.65
NUM713	5.9915	1.524754	0	0.254546	0	1.65	1.65
NUM714	5.9915	1.683605	0	0.264502	0	1.65	1.65
NUM715	5.9915	1.656641	0	0.256915	0	1.65	1.65

Data	Chi-Square	Jarque-Bera	Normality	Skewness	Dummy for Skewness	α	Cornis Fisher Expansion (α')
NUM716	5.9915	1.191222	0	0.228564	0	1.65	1.65
NUM717	5.9915	0.992112	0	0.19895	0	1.65	1.65
NUM718	5.9915	1.061537	0	0.220062	0	1.65	1.65
NUM719	5.9915	1.138727	0	0.233971	0	1.65	1.65
NUM720	5.9915	1.15191	0	0.220856	0	1.65	1.65
NUM721	5.9915	1.086839	0	0.230484	0	1.65	1.65
NUM722	5.9915	1.067909	0	0.226677	0	1.65	1.65
NUM723	5.9915	0.72501	0	0.186117	0	1.65	1.65
NUM724	5.9915	0.748105	0	0.194431	0	1.65	1.65
NUM725	5.9915	0.687651	0	0.169508	0	1.65	1.65
NUM726	5.9915	0.690381	0	0.17209	0	1.65	1.65
NUM727	5.9915	0.681221	0	0.171819	0	1.65	1.65
NUM728	5.9915	0.926799	0	0.189939	0	1.65	1.65
NUM729	5.9915	0.463235	0	0.117647	0	1.65	1.65
NUM730	5.9915	0.320329	0	0.073786	0	1.65	1.65
NUM731	5.9915	0.240572	0	0.062411	0	1.65	1.65
NUM732	5.9915	0.242191	0	0.061676	0	1.65	1.65
NUM733	5.9915	0.244443	0	0.029547	0	1.65	1.65
NUM734	5.9915	0.183969	0	0.019055	0	1.65	1.65
NUM735	5.9915	0.127558	0	0.033689	0	1.65	1.65
NUM736	5.9915	0.052584	0	0.012519	0	1.65	1.65
NUM737	5.9915	0.169869	0	0.025828	0	1.65	1.65
NUM738	5.9915	0.144762	0	0.055986	0	1.65	1.65
NUM739	5.9915	0.291775	0	0.07279	0	1.65	1.65
NUM740	5.9915	0.372785	0	0.063927	0	1.65	1.65
NUM741	5.9915	0.34688	0	0.03054	0	1.65	1.65
NUM742	5.9915	0.546957	0	0.007002	0	1.65	1.65
NUM743	5.9915	0.535506	0	0.014085	0	1.65	1.65
NUM744	5.9915	0.454702	0	-0.001461	0	1.65	1.65
NUM745	5.9915	0.510491	0	-0.031448	0	1.65	1.65
NUM746	5.9915	0.390667	0	-0.020107	0	1.65	1.65
NUM747	5.9915	0.5415	0	5.67E-05	0	1.65	1.65
NUM748	5.9915	0.637955	0	-0.009526	0	1.65	1.65
NUM749	5.9915	0.531973	0	-0.032669	0	1.65	1.65
NUM750	5.9915	0.476988	0	-0.043165	0	1.65	1.65
NUM751	5.9915	0.352265	0	-0.052414	0	1.65	1.65
NUM752	5.9915	0.180208	0	-0.021123	0	1.65	1.65
NUM753	5.9915	0.213381	0	0.002285	0	1.65	1.65
NUM754	5.9915	0.290587	0	-0.009997	0	1.65	1.65
NUM755	5.9915	0.247734	0	-0.018734	0	1.65	1.65
NUM756	5.9915	0.239688	0	-0.016624	0	1.65	1.65
NUM757	5.9915	0.24712	0	-0.043619	0	1.65	1.65
NUM758	5.9915	0.301485	0	-0.040266	0	1.65	1.65
NUM759	5.9915	0.459275	0	-0.04396	0	1.65	1.65
NUM760	5.9915	0.462713	0	-0.033358	0	1.65	1.65
NUM761	5.9915	0.461432	0	-0.03529	0	1.65	1.65
NUM762	5.9915	0.744963	0	-0.007422	0	1.65	1.65
NUM763	5.9915	0.859756	0	0.084435	0	1.65	1.65
NUM764	5.9915	0.982273	0	0.058659	0	1.65	1.65
NUM765	5.9915	1.122464	0	0.064749	0	1.65	1.65
NUM766	5.9915	0.627035	0	-0.18293	0	1.65	1.65
NUM767	5.9915	0.827223	0	-0.187153	0	1.65	1.65
NUM768	5.9915	0.91343	0	-0.201908	0	1.65	1.65
NUM769	5.9915	0.63651	0	-0.180022	0	1.65	1.65
NUM770	5.9915	0.643383	0	-0.182263	0	1.65	1.65
NUM771	5.9915	0.420433	0	-0.153862	0	1.65	1.65

Data	Chi-Square	Jarque-Bera	Normality	Skewness	Dummy for Skewness	α	Cornis Fisher Expansion (α')
NUM772	5.9915	0.493178	0	-0.166433	0	1.65	1.65
NUM773	5.9915	0.546599	0	-0.176461	0	1.65	1.65
NUM774	5.9915	0.404307	0	-0.153021	0	1.65	1.65
NUM775	5.9915	0.401352	0	-0.154656	0	1.65	1.65
NUM776	5.9915	0.252934	0	-0.122732	0	1.65	1.65
NUM777	5.9915	0.218445	0	-0.114484	0	1.65	1.65
NUM778	5.9915	0.226647	0	-0.114882	0	1.65	1.65
NUM779	5.9915	0.188417	0	-0.105173	0	1.65	1.65
NUM780	5.9915	0.124995	0	-0.082329	0	1.65	1.65
NUM781	5.9915	0.12349	0	-0.081999	0	1.65	1.65
NUM782	5.9915	0.175988	0	-0.079188	0	1.65	1.65
NUM783	5.9915	0.201837	0	-0.103931	0	1.65	1.65
NUM784	5.9915	0.261462	0	-0.124998	0	1.65	1.65
NUM785	5.9915	0.275231	0	-0.128258	0	1.65	1.65
NUM786	5.9915	1.436051	0	-0.285893	0	1.65	1.65
NUM787	5.9915	1.761857	0	-0.316967	0	1.65	1.65
NUM788	5.9915	3.265432	0	0.056268	0	1.65	1.65
NUM789	5.9915	3.164926	0	0.069228	0	1.65	1.65
NUM790	5.9915	7.455885	1	-0.18769	-0.18769	1.65	1.70
NUM791	5.9915	6.287269	1	-0.182702	-0.182702	1.65	1.70
NUM792	5.9915	5.132196	0	-0.18821	0	1.65	1.65
NUM793	5.9915	4.119731	0	-0.191006	0	1.65	1.65
NUM794	5.9915	4.39385	0	0.00928	0	1.65	1.65
NUM795	5.9915	4.20468	0	0.00847	0	1.65	1.65
NUM796	5.9915	3.702511	0	0.019526	0	1.65	1.65
NUM797	5.9915	4.204874	0	0.050263	0	1.65	1.65
NUM798	5.9915	4.210588	0	0.051785	0	1.65	1.65
NUM799	5.9915	4.546144	0	0.068833	0	1.65	1.65
NUM800	5.9915	4.151148	0	0.063549	0	1.65	1.65
NUM801	5.9915	3.194441	0	0.111109	0	1.65	1.65
NUM802	5.9915	2.716128	0	0.13515	0	1.65	1.65
NUM803	5.9915	127.1768	1	1.169161	1.169161	1.65	1.31
NUM804	5.9915	106.9172	1	1.048167	1.048167	1.65	1.35
NUM805	5.9915	97.10128	1	1.014804	1.014804	1.65	1.36
NUM806	5.9915	89.48362	1	0.982158	0.982158	1.65	1.37
NUM807	5.9915	90.55362	1	0.979278	0.979278	1.65	1.37
NUM808	5.9915	79.52963	1	0.92739	0.92739	1.65	1.38
NUM809	5.9915	85.02968	1	0.957204	0.957204	1.65	1.38
NUM810	5.9915	87.30315	1	0.990756	0.990756	1.65	1.37
NUM811	5.9915	82.36792	1	0.964646	0.964646	1.65	1.37
NUM812	5.9915	84.09923	1	0.965071	0.965071	1.65	1.37
NUM813	5.9915	81.68639	1	0.939537	0.939537	1.65	1.38
NUM814	5.9915	78.26005	1	0.919421	0.919421	1.65	1.39
NUM815	5.9915	78.16573	1	0.915468	0.915468	1.65	1.39
NUM816	5.9915	83.23301	1	0.952964	0.952964	1.65	1.38
NUM817	5.9915	87.54715	1	0.975574	0.975574	1.65	1.37
NUM818	5.9915	78.34672	1	0.923598	0.923598	1.65	1.38
NUM819	5.9915	73.99623	1	0.885972	0.885972	1.65	1.40
NUM820	5.9915	73.91287	1	0.883858	0.883858	1.65	1.40
NUM821	5.9915	74.75901	1	0.861437	0.861437	1.65	1.40
NUM822	5.9915	73.66337	1	0.844706	0.844706	1.65	1.41
NUM823	5.9915	77.241	1	0.882351	0.882351	1.65	1.40
NUM824	5.9915	72.16782	1	0.840042	0.840042	1.65	1.41
NUM825	5.9915	73.14395	1	0.85866	0.85856	1.65	1.40
NUM826	5.9915	68.67511	1	0.846374	0.846374	1.65	1.41
NUM827	5.9915	71.25129	1	0.881168	0.881168	1.65	1.40

Data	Chi-Square	Jarque-Bera	Normality	Skewness	Dummy for Skewness	α	Cornis Fisher Expansion (α')
NUM828	5.9915	71.62239	1	0.887765	0.887765	1.65	1.40
NUM829	5.9915	80.93279	1	0.925004	0.925004	1.65	1.38
NUM830	5.9915	93.97154	1	0.991734	0.991734	1.65	1.37
NUM831	5.9915	95.38724	1	0.999972	0.999972	1.65	1.36
NUM832	5.9915	95.0878	1	0.985175	0.985175	1.65	1.37
NUM833	5.9915	99.59858	1	1.020904	1.020904	1.65	1.36
NUM834	5.9915	102.134	1	1.036375	1.036375	1.65	1.35
NUM835	5.9915	104.2419	1	1.036766	1.036766	1.65	1.35
NUM836	5.9915	107.9212	1	1.072171	1.072171	1.65	1.34
NUM837	5.9915	108.0812	1	1.079036	1.079036	1.65	1.34
NUM838	5.9915	109.1036	1	1.08147	1.08147	1.65	1.34
NUM839	5.9915	107.889	1	1.072254	1.072254	1.65	1.34
NUM840	5.9915	106.7757	1	1.055728	1.055728	1.65	1.35
NUM841	5.9915	113.1436	1	1.084223	1.084223	1.65	1.34
NUM842	5.9915	115.8093	1	1.099415	1.099415	1.65	1.33
NUM843	5.9915	115.8554	1	1.097647	1.097647	1.65	1.33
NUM844	5.9915	118.6676	1	1.119746	1.119746	1.65	1.33
NUM845	5.9915	120.3535	1	1.132122	1.132122	1.65	1.32
NUM846	5.9915	119.3491	1	1.106809	1.106809	1.65	1.33
NUM847	5.9915	117.6113	1	1.11369	1.11369	1.65	1.33
NUM848	5.9915	100.2744	1	1.057281	1.057281	1.65	1.35
NUM849	5.9915	101.8698	1	1.086098	1.086098	1.65	1.34
NUM850	5.9915	104.4634	1	1.104126	1.104126	1.65	1.33
NUM851	5.9915	96.27481	1	0.990818	0.990818	1.65	1.37
NUM852	5.9915	101.1961	1	0.995547	0.995547	1.65	1.36
NUM853	5.9915	94.13472	1	0.957682	0.957682	1.65	1.38
NUM854	5.9915	93.31829	1	0.96242	0.96242	1.65	1.37
NUM855	5.9915	95.44705	1	0.975602	0.975602	1.65	1.37
NUM856	5.9915	95.41916	1	0.975915	0.975915	1.65	1.37
NUM857	5.9915	97.7554	1	0.998259	0.998259	1.65	1.36
NUM858	5.9915	99.41879	1	0.998491	0.998491	1.65	1.36
NUM859	5.9915	99.33083	1	0.987434	0.987434	1.65	1.37
NUM860	5.9915	98.99799	1	0.98361	0.98361	1.65	1.37
NUM861	5.9915	97.66149	1	0.974781	0.974781	1.65	1.37
NUM862	5.9915	94.84337	1	0.947451	0.947451	1.65	1.38
NUM863	5.9915	86.85758	1	0.898369	0.898369	1.65	1.39
NUM864	5.9915	87.43777	1	0.905577	0.905577	1.65	1.39
NUM865	5.9915	89.0329	1	0.910126	0.910126	1.65	1.39
NUM866	5.9915	88.60869	1	0.907001	0.907001	1.65	1.39
NUM867	5.9915	88.53725	1	0.919818	0.919818	1.65	1.39
NUM868	5.9915	89.41164	1	0.928489	0.928489	1.65	1.38
NUM869	5.9915	98.86676	1	0.963789	0.963789	1.65	1.37
NUM870	5.9915	94.60082	1	0.971862	0.971862	1.65	1.37
NUM871	5.9915	91.82025	1	0.936585	0.936585	1.65	1.38
NUM872	5.9915	88.06597	1	0.914609	0.914609	1.65	1.39
NUM873	5.9915	71.40577	1	0.891288	0.891288	1.65	1.39
NUM874	5.9915	69.81237	1	0.86675	0.86675	1.65	1.40
NUM875	5.9915	71.95175	1	0.90101	0.90101	1.65	1.39
NUM876	5.9915	64.20138	1	0.851414	0.851414	1.65	1.41
NUM877	5.9915	63.85861	1	0.851831	0.851831	1.65	1.41
NUM878	5.9915	67.23312	1	0.887569	0.887569	1.65	1.40
NUM879	5.9915	64.14998	1	0.864037	0.864037	1.65	1.40
NUM880	5.9915	64.46271	1	0.861114	0.861114	1.65	1.40
NUM881	5.9915	62.24889	1	0.848092	0.848092	1.65	1.41
NUM882	5.9915	67.30248	1	0.893587	0.893587	1.65	1.39
NUM883	5.9915	59.58457	1	0.855371	0.855371	1.65	1.40

Data	Chi-Square	Jarque-Bera	Normality	Skewness	Dummy for Skewness	α	Cornis Fisher Expansion (α')
NUM884	5.9915	54.14225	1	0.823161	0.823161	1.65	1.41
NUM885	5.9915	54.2904	1	0.826364	0.826364	1.65	1.41
NUM886	5.9915	54.60785	1	0.829598	0.829598	1.65	1.41
NUM887	5.9915	58.17961	1	0.860312	0.860312	1.65	1.40
NUM888	5.9915	73.23037	1	0.86125	0.86125	1.65	1.40
NUM889	5.9915	70.69148	1	0.833226	0.833226	1.65	1.41
NUM890	5.9915	88.07875	1	0.985797	0.985797	1.65	1.37
NUM891	5.9915	92.54989	1	0.987751	0.987751	1.65	1.37
NUM892	5.9915	102.4612	1	1.033821	1.033821	1.65	1.35
NUM893	5.9915	99.65151	1	1.01684	1.01684	1.65	1.36
NUM894	5.9915	126.7188	1	1.049519	1.049519	1.65	1.35
NUM895	5.9915	134.2993	1	1.089423	1.089423	1.65	1.34

Data Normalitas JAKFIN

Data	Chi-Square	Jarque-Bera	Normality	Skewness	Dummy for Skewness	α	Cornis Fisher Expansion (α')
NUM101	5.9915	0.224468	0	0.018302	0	1.65	1.65
NUM102	5.9915	0.197107	0	-0.019483	0	1.65	1.65
NUM103	5.9915	0.08502	0	-0.028689	0	1.65	1.65
NUM104	5.9915	0.081146	0	-0.026249	0	1.65	1.65
NUM105	5.9915	0.229041	0	-0.03816	0	1.65	1.65
NUM106	5.9915	0.418519	0	-0.034499	0	1.65	1.65
NUM107	5.9915	0.5984	0	0.0778	0	1.65	1.65
NUM108	5.9915	0.393968	0	0.048749	0	1.65	1.65
NUM109	5.9915	0.44387	0	0.082996	0	1.65	1.65
NUM110	5.9915	0.775593	0	0.104514	0	1.65	1.65
NUM111	5.9915	0.798699	0	0.101038	0	1.65	1.65
NUM112	5.9915	0.737542	0	0.112571	0	1.65	1.65
NUM113	5.9915	0.440149	0	0.090156	0	1.65	1.65
NUM114	5.9915	0.449193	0	0.09182	0	1.65	1.65
NUM115	5.9915	0.557352	0	0.067694	0	1.65	1.65
NUM116	5.9915	0.415497	0	0.02847	0	1.65	1.65
NUM117	5.9915	0.457861	0	-0.010696	0	1.65	1.65
NUM118	5.9915	0.419999	0	-0.048568	0	1.65	1.65
NUM119	5.9915	0.602615	0	-0.05562	0	1.65	1.65
NUM120	5.9915	0.338416	0	-0.052923	0	1.65	1.65
NUM121	5.9915	0.676011	0	-0.148079	0	1.65	1.65
NUM122	5.9915	0.134806	0	-0.019799	0	1.65	1.65
NUM123	5.9915	0.128317	0	-0.008489	0	1.65	1.65
NUM124	5.9915	2.894369	0	-0.252426	0	1.65	1.65
NUM125	5.9915	3.099986	0	-0.242194	0	1.65	1.65
NUM126	5.9915	3.195184	0	-0.24731	0	1.65	1.65
NUM127	5.9915	3.655952	0	-0.300398	0	1.65	1.65
NUM128	5.9915	3.375434	0	-0.288221	0	1.65	1.65
NUM129	5.9915	3.230241	0	-0.189545	0	1.65	1.65
NUM130	5.9915	2.715756	0	-0.165086	0	1.65	1.65
NUM131	5.9915	1.964046	0	-0.160787	0	1.65	1.65
NUM132	5.9915	2.022884	0	-0.164813	0	1.65	1.65
NUM133	5.9915	1.44832	0	-0.143736	0	1.65	1.65
NUM134	5.9915	27.57598	1	-0.664678	-0.664678	1.65	1.84
NUM135	5.9915	30.2126	1	-0.806017	-0.806017	1.65	1.88
NUM136	5.9915	24.74642	1	-0.454218	-0.454218	1.65	1.78
NUM137	5.9915	20.90302	1	-0.423553	-0.423553	1.65	1.77
NUM138	5.9915	18.27236	1	-0.417343	-0.417343	1.65	1.77
NUM139	5.9915	15.48963	1	-0.40184	-0.40184	1.65	1.77
NUM140	5.9915	15.20054	1	-0.406328	-0.406328	1.65	1.77
NUM141	5.9915	14.444	1	-0.400808	-0.400808	1.65	1.77
NUM142	5.9915	16.99885	1	-0.414506	-0.414506	1.65	1.77
NUM143	5.9915	15.72261	1	-0.375138	-0.375138	1.65	1.76
NUM144	5.9915	18.56418	1	-0.408791	-0.408791	1.65	1.77
NUM145	5.9915	16.31777	1	-0.386714	-0.386714	1.65	1.76
NUM146	5.9915	16.57843	1	-0.369502	-0.369502	1.65	1.76
NUM147	5.9915	17.19097	1	-0.377273	-0.377273	1.65	1.76
NUM148	5.9915	17.18981	1	-0.376248	-0.376248	1.65	1.76
NUM149	5.9915	16.90978	1	-0.362264	-0.362264	1.65	1.75
NUM150	5.9915	16.93131	1	-0.361905	-0.361905	1.65	1.75
NUM151	5.9915	15.119	1	-0.342927	-0.342927	1.65	1.75
NUM152	5.9915	15.11896	1	-0.342926	-0.342926	1.65	1.75
NUM153	5.9915	17.07694	1	-0.373997	-0.373997	1.65	1.76
NUM154	5.9915	20.83512	1	-0.410823	-0.410823	1.65	1.77
NUM155	5.9915	21.18869	1	-0.403286	-0.403286	1.65	1.77
NUM156	5.9915	22.64429	1	-0.41899	-0.41899	1.65	1.77
NUM157	5.9915	22.75224	1	-0.411136	-0.411136	1.65	1.77
NUM158	5.9915	18.68108	1	-0.375878	-0.375878	1.65	1.76
NUM159	5.9915	18.67296	1	-0.375082	-0.375082	1.65	1.76
NUM160	5.9915	21.77718	1	-0.41408	-0.41408	1.65	1.77
NUM161	5.9915	20.17544	1	-0.419091	-0.419091	1.65	1.77
NUM162	5.9915	18.8209	1	-0.39377	-0.39377	1.65	1.76

Data	Chi-Square	Jarque-Bera	Normality	Skewness	Dummy for Skewness	α	Cornis Fisher Expansion (α')
NUM163	5.9915	18.02531	1	-0.404053	-0.404053	1.65	1.77
NUM164	5.9915	17.90257	1	-0.399121	-0.399121	1.65	1.76
NUM165	5.9915	15.35671	1	-0.36335	-0.36335	1.65	1.75
NUM166	5.9915	15.29333	1	-0.389533	-0.389533	1.65	1.76
NUM167	5.9915	14.11519	1	-0.383782	-0.383782	1.65	1.76
NUM168	5.9915	14.02799	1	-0.368106	-0.368106	1.65	1.76
NUM169	5.9915	14.29928	1	-0.401491	-0.401491	1.65	1.77
NUM170	5.9915	14.30386	1	-0.397322	-0.397322	1.65	1.76
NUM171	5.9915	13.13113	1	-0.400004	-0.400004	1.65	1.76
NUM172	5.9915	13.66446	1	-0.388139	-0.388139	1.65	1.76
NUM173	5.9915	13.41907	1	-0.393534	-0.393534	1.65	1.76
NUM174	5.9915	13.98098	1	-0.412739	-0.412739	1.65	1.77
NUM175	5.9915	12.43146	1	-0.376869	-0.376869	1.65	1.76
NUM176	5.9915	11.79706	1	-0.377044	-0.377044	1.65	1.76
NUM177	5.9915	10.48536	1	-0.375715	-0.375715	1.65	1.76
NUM178	5.9915	8.247099	1	-0.369135	-0.369135	1.65	1.76
NUM179	5.9915	7.308493	1	-0.358567	-0.358567	1.65	1.75
NUM180	5.9915	7.330523	1	-0.359123	-0.359123	1.65	1.75
NUM181	5.9915	6.404823	1	-0.326517	-0.326517	1.65	1.74
NUM182	5.9915	6.499319	1	-0.322168	-0.322168	1.65	1.74
NUM183	5.9915	6.490997	1	-0.338443	-0.338443	1.65	1.75
NUM184	5.9915	6.496715	1	-0.339028	-0.339028	1.65	1.75
NUM185	5.9915	6.042104	1	-0.327926	-0.327926	1.65	1.74
NUM186	5.9915	7.108568	1	-0.368354	-0.368354	1.65	1.76
NUM187	5.9915	6.530885	1	-0.348169	-0.348169	1.65	1.75
NUM188	5.9915	5.29109	0	-0.312913	0	1.65	1.65
NUM189	5.9915	5.45789	0	-0.32131	0	1.65	1.65
NUM190	5.9915	5.499368	0	-0.32381	0	1.65	1.65
NUM191	5.9915	4.196226	0	-0.302853	0	1.65	1.65
NUM192	5.9915	4.163147	0	-0.293938	0	1.65	1.65
NUM193	5.9915	3.462633	0	-0.27129	0	1.65	1.65
NUM194	5.9915	3.156376	0	-0.285162	0	1.65	1.65
NUM195	5.9915	2.871684	0	-0.297944	0	1.65	1.65
NUM196	5.9915	2.645079	0	-0.288922	0	1.65	1.65
NUM197	5.9915	2.47267	0	-0.283515	0	1.65	1.65
NUM198	5.9915	2.634599	0	-0.297911	0	1.65	1.65
NUM199	5.9915	2.386118	0	-0.28857	0	1.65	1.65
NUM200	5.9915	1.928639	0	-0.285508	0	1.65	1.65
NUM201	5.9915	1.930168	0	-0.284835	0	1.65	1.65
NUM202	5.9915	1.704628	0	-0.256369	0	1.65	1.65
NUM203	5.9915	1.827258	0	-0.255966	0	1.65	1.65
NUM204	5.9915	1.595874	0	-0.24049	0	1.65	1.65
NUM205	5.9915	1.605868	0	-0.244426	0	1.65	1.65
NUM206	5.9915	1.709732	0	-0.268379	0	1.65	1.65
NUM207	5.9915	2.112429	0	-0.278492	0	1.65	1.65
NUM208	5.9915	2.058866	0	-0.279377	0	1.65	1.65
NUM209	5.9915	2.4466	0	-0.300855	0	1.65	1.65
NUM210	5.9915	2.523634	0	-0.308479	0	1.65	1.65
NUM211	5.9915	2.720918	0	-0.327459	0	1.65	1.65
NUM212	5.9915	2.59311	0	-0.321988	0	1.65	1.65
NUM213	5.9915	2.64118	0	-0.318103	0	1.65	1.65
NUM214	5.9915	2.653743	0	-0.319537	0	1.65	1.65
NUM215	5.9915	2.360999	0	-0.294661	0	1.65	1.65
NUM216	5.9915	2.112406	0	-0.263874	0	1.65	1.65
NUM217	5.9915	1.877242	0	-0.234957	0	1.65	1.65
NUM218	5.9915	1.354091	0	-0.19635	0	1.65	1.65
NUM219	5.9915	1.071198	0	-0.178268	0	1.65	1.65
NUM220	5.9915	1.485225	0	-0.207312	0	1.65	1.65
NUM221	5.9915	1.860069	0	-0.236572	0	1.65	1.65
NUM222	5.9915	2.092074	0	-0.25942	0	1.65	1.65
NUM223	5.9915	2.217737	0	-0.239743	0	1.65	1.65
NUM224	5.9915	2.734806	0	-0.215707	0	1.65	1.65
NUM225	5.9915	2.111388	0	-0.185917	0	1.65	1.65
NUM226	5.9915	2.095951	0	-0.203854	0	1.65	1.65

Data	Chi-Square	Jarque-Bera	Normality	Skewness	Dummy for Skewness	α	Cornis Fisher Expansion (α')
NUM227	5.9915	2.849096	0	-0.210061	0	1.65	1.65
NUM228	5.9915	3.026962	0	-0.222917	0	1.65	1.65
NUM229	5.9915	3.822827	0	-0.257832	0	1.65	1.65
NUM230	5.9915	3.652173	0	-0.253467	0	1.65	1.65
NUM231	5.9915	3.498214	0	-0.254959	0	1.65	1.65
NUM232	5.9915	2.604423	0	-0.250593	0	1.65	1.65
NUM233	5.9915	3.357106	0	-0.291021	0	1.65	1.65
NUM234	5.9915	0.145862	0	-0.02377	0	1.65	1.65
NUM235	5.9915	0.082115	0	0.068142	0	1.65	1.65
NUM236	5.9915	3.4051	0	-0.408951	0	1.65	1.65
NUM237	5.9915	3.107546	0	-0.175559	0	1.65	1.65
NUM238	5.9915	3.270681	0	-0.184117	0	1.65	1.65
NUM239	5.9915	3.235938	0	-0.181313	0	1.65	1.65
NUM240	5.9915	2.632755	0	-0.142883	0	1.65	1.65
NUM241	5.9915	3.06499	0	-0.136863	0	1.65	1.65
NUM242	5.9915	2.990373	0	-0.132041	0	1.65	1.65
NUM243	5.9915	3.438678	0	-0.16406	0	1.65	1.65
NUM244	5.9915	3.351223	0	-0.150903	0	1.65	1.65
NUM245	5.9915	3.7021	0	-0.161573	0	1.65	1.65
NUM246	5.9915	3.688675	0	-0.160205	0	1.65	1.65
NUM247	5.9915	3.25477	0	-0.14881	0	1.65	1.65
NUM248	5.9915	2.602324	0	-0.121288	0	1.65	1.65
NUM249	5.9915	2.411095	0	-0.110398	0	1.65	1.65
NUM250	5.9915	2.46928	0	-0.101217	0	1.65	1.65
NUM251	5.9915	2.495796	0	-0.138307	0	1.65	1.65
NUM252	5.9915	2.50926	0	-0.152796	0	1.65	1.65
NUM253	5.9915	2.472823	0	-0.144728	0	1.65	1.65
NUM254	5.9915	2.338409	0	-0.156982	0	1.65	1.65
NUM255	5.9915	2.156268	0	-0.137786	0	1.65	1.65
NUM256	5.9915	2.18024	0	-0.159098	0	1.65	1.65
NUM257	5.9915	2.104222	0	-0.149566	0	1.65	1.65
NUM258	5.9915	2.884945	0	-0.164191	0	1.65	1.65
NUM259	5.9915	2.715449	0	-0.149015	0	1.65	1.65
NUM260	5.9915	2.736498	0	-0.133744	0	1.65	1.65
NUM261	5.9915	3.105484	0	-0.130219	0	1.65	1.65
NUM262	5.9915	3.184887	0	-0.133046	0	1.65	1.65
NUM263	5.9915	2.889639	0	-0.092941	0	1.65	1.65
NUM264	5.9915	2.765879	0	-0.081535	0	1.65	1.65
NUM265	5.9915	3.304376	0	-0.116674	0	1.65	1.65
NUM266	5.9915	3.492634	0	-0.090512	0	1.65	1.65
NUM267	5.9915	3.246881	0	-0.117071	0	1.65	1.65
NUM268	5.9915	3.235476	0	-0.127033	0	1.65	1.65
NUM269	5.9915	3.309145	0	-0.126901	0	1.65	1.65
NUM270	5.9915	2.356178	0	-0.109051	0	1.65	1.65
NUM271	5.9915	2.342719	0	-0.072236	0	1.65	1.65
NUM272	5.9915	1.589178	0	-0.070855	0	1.65	1.65
NUM273	5.9915	1.764573	0	-0.05675	0	1.65	1.65
NUM274	5.9915	1.764618	0	-0.056745	0	1.65	1.65
NUM275	5.9915	1.925789	0	-0.088453	0	1.65	1.65
NUM276	5.9915	1.771009	0	-0.109134	0	1.65	1.65
NUM277	5.9915	1.88756	0	-0.140478	0	1.65	1.65
NUM278	5.9915	2.710263	0	-0.137761	0	1.65	1.65
NUM279	5.9915	3.716366	0	-0.177551	0	1.65	1.65
NUM280	5.9915	3.722375	0	-0.177852	0	1.65	1.65
NUM281	5.9915	3.71713	0	-0.188376	0	1.65	1.65
NUM282	5.9915	3.787136	0	-0.179008	0	1.65	1.65
NUM283	5.9915	2.895384	0	-0.152055	0	1.65	1.65
NUM284	5.9915	2.487449	0	-0.158938	0	1.65	1.65
NUM285	5.9915	2.313365	0	-0.15383	0	1.65	1.65
NUM286	5.9915	2.08698	0	-0.116555	0	1.65	1.65
NUM287	5.9915	1.49386	0	-0.116838	0	1.65	1.65
NUM288	5.9915	1.561033	0	-0.152782	0	1.65	1.65
NUM289	5.9915	1.091341	0	-0.143241	0	1.65	1.65
NUM290	5.9915	0.789922	0	-0.116722	0	1.65	1.65

Data	Chi-Square	Jarque-Bera	Normality	Skewness	Dummy for Skewness	α	Cornis Fisher Expansion (α')
NUM291	5.9915	1.234107	0	-0.145025	0	1.65	1.65
NUM292	5.9915	1.157565	0	-0.156214	0	1.65	1.65
NUM293	5.9915	1.494067	0	-0.189939	0	1.65	1.65
NUM294	5.9915	1.682609	0	-0.197264	0	1.65	1.65
NUM295	5.9915	2.043625	0	-0.187005	0	1.65	1.65
NUM296	5.9915	1.792021	0	-0.180198	0	1.65	1.65
NUM297	5.9915	2.130126	0	-0.203945	0	1.65	1.65
NUM298	5.9915	1.834146	0	-0.17437	0	1.65	1.65
NUM299	5.9915	1.983924	0	-0.181269	0	1.65	1.65
NUM300	5.9915	2.633849	0	-0.18365	0	1.65	1.65
NUM301	5.9915	2.26751	0	-0.178282	0	1.65	1.65
NUM302	5.9915	2.351241	0	-0.202451	0	1.65	1.65
NUM303	5.9915	1.688752	0	-0.099136	0	1.65	1.65
NUM304	5.9915	1.697803	0	-0.13278	0	1.65	1.65
NUM305	5.9915	1.384693	0	-0.097099	0	1.65	1.65
NUM306	5.9915	1.432911	0	-0.06112	0	1.65	1.65
NUM307	5.9915	1.426156	0	-0.053766	0	1.65	1.65
NUM308	5.9915	1.698095	0	-0.028571	0	1.65	1.65
NUM309	5.9915	1.701272	0	-0.025586	0	1.65	1.65
NUM310	5.9915	1.366373	0	-0.034024	0	1.65	1.65
NUM311	5.9915	1.293255	0	-0.037035	0	1.65	1.65
NUM312	5.9915	1.384141	0	-0.063492	0	1.65	1.65
NUM313	5.9915	1.445048	0	-0.043038	0	1.65	1.65
NUM314	5.9915	1.463881	0	-0.039385	0	1.65	1.65
NUM315	5.9915	1.290358	0	-0.029361	0	1.65	1.65
NUM316	5.9915	1.28108	0	-0.028489	0	1.65	1.65
NUM317	5.9915	1.204433	0	-0.022764	0	1.65	1.65
NUM318	5.9915	1.532145	0	-0.025471	0	1.65	1.65
NUM319	5.9915	1.775087	0	-0.038881	0	1.65	1.65
NUM320	5.9915	1.66942	0	-0.047284	0	1.65	1.65
NUM321	5.9915	2.24561	0	-0.036477	0	1.65	1.65
NUM322	5.9915	2.329993	0	-0.019584	0	1.65	1.65
NUM323	5.9915	2.325673	0	-0.031584	0	1.65	1.65
NUM324	5.9915	2.302937	0	-0.028263	0	1.65	1.65
NUM325	5.9915	2.580226	0	-0.034766	0	1.65	1.65
NUM326	5.9915	2.77487	0	-0.028633	0	1.65	1.65
NUM327	5.9915	2.779651	0	-0.029794	0	1.65	1.65
NUM328	5.9915	2.745302	0	-0.01611	0	1.65	1.65
NUM329	5.9915	2.882845	0	0.022876	0	1.65	1.65
NUM330	5.9915	2.926692	0	-0.006833	0	1.65	1.65
NUM331	5.9915	3.580265	0	-0.033154	0	1.65	1.65
NUM332	5.9915	4.786108	0	-0.045586	0	1.65	1.65
NUM333	5.9915	5.251073	0	-0.021529	0	1.65	1.65
NUM334	5.9915	5.265222	0	-0.021835	0	1.65	1.65
NUM335	5.9915	6.985007	1	0.022497	0.022497	1.65	1.64
NUM336	5.9915	5.247453	0	0.358609	0	1.65	1.65
NUM337	5.9915	0.206191	0	0.080575	0	1.65	1.65
NUM338	5.9915	0.319988	0	0.099588	0	1.65	1.65
NUM339	5.9915	0.334841	0	0.0533	0	1.65	1.65
NUM340	5.9915	0.439053	0	0.023392	0	1.65	1.65
NUM341	5.9915	0.258528	0	0.044312	0	1.65	1.65
NUM342	5.9915	0.203108	0	0.055256	0	1.65	1.65
NUM343	5.9915	0.192117	0	0.053954	0	1.65	1.65
NUM344	5.9915	0.08155	0	0.030048	0	1.65	1.65
NUM345	5.9915	0.126698	0	0.024907	0	1.65	1.65
NUM346	5.9915	0.126367	0	0.03703	0	1.65	1.65
NUM347	5.9915	0.174837	0	0.013005	0	1.65	1.65
NUM348	5.9915	0.309022	0	-0.009378	0	1.65	1.65
NUM349	5.9915	0.343203	0	-0.040556	0	1.65	1.65
NUM350	5.9915	0.168043	0	-0.041233	0	1.65	1.65
NUM351	5.9915	0.333554	0	-0.029547	0	1.65	1.65
NUM352	5.9915	0.296812	0	-0.032623	0	1.65	1.65
NUM353	5.9915	0.245251	0	-0.017477	0	1.65	1.65
NUM354	5.9915	0.160017	0	-0.012663	0	1.65	1.65

Data	Chi-Square	Jarque-Bera	Normality	Skewness	Dummy for Skewness	α	Cornis Fisher Expansion (α')
NUM355	5.9915	0.184588	0	-0.025642	0	1.65	1.65
NUM356	5.9915	0.24331	0	-0.011526	0	1.65	1.65
NUM357	5.9915	0.127129	0	-0.031619	0	1.65	1.65
NUM358	5.9915	0.034068	0	-0.024122	0	1.65	1.65
NUM359	5.9915	0.041155	0	-0.028241	0	1.65	1.65
NUM360	5.9915	0.001853	0	-0.010464	0	1.65	1.65
NUM361	5.9915	0.034824	0	0.04024	0	1.65	1.65
NUM362	5.9915	0.070247	0	0.030501	0	1.65	1.65
NUM363	5.9915	0.01942	0	0.002314	0	1.65	1.65
NUM364	5.9915	0.015436	0	-0.009124	0	1.65	1.65
NUM365	5.9915	0.008711	0	-0.002693	0	1.65	1.65
NUM366	5.9915	0.035519	0	0.009563	0	1.65	1.65
NUM367	5.9915	0.17499	0	0.077323	0	1.65	1.65
NUM368	5.9915	0.177498	0	0.079518	0	1.65	1.65
NUM369	5.9915	0.201049	0	0.101202	0	1.65	1.65
NUM370	5.9915	0.191436	0	0.106296	0	1.65	1.65
NUM371	5.9915	0.203532	0	0.110473	0	1.65	1.65
NUM372	5.9915	0.678717	0	0.201311	0	1.65	1.65
NUM373	5.9915	0.788948	0	0.212921	0	1.65	1.65
NUM374	5.9915	0.930536	0	0.219329	0	1.65	1.65
NUM375	5.9915	1.064222	0	0.239611	0	1.65	1.65
NUM376	5.9915	0.86196	0	0.220493	0	1.65	1.65
NUM377	5.9915	0.871141	0	0.22492	0	1.65	1.65
NUM378	5.9915	0.79429	0	0.212929	0	1.65	1.65
NUM379	5.9915	1.006817	0	0.242372	0	1.65	1.65
NUM380	5.9915	0.890192	0	0.227666	0	1.65	1.65
NUM381	5.9915	0.940765	0	0.236633	0	1.65	1.65
NUM382	5.9915	1.112766	0	0.256107	0	1.65	1.65
NUM383	5.9915	1.338951	0	0.280109	0	1.65	1.65
NUM384	5.9915	1.556516	0	0.305599	0	1.65	1.65
NUM385	5.9915	1.236856	0	0.272346	0	1.65	1.65
NUM386	5.9915	1.263903	0	0.272293	0	1.65	1.65
NUM387	5.9915	2.073693	0	0.352708	0	1.65	1.65
NUM388	5.9915	2.602075	0	0.392059	0	1.65	1.65
NUM389	5.9915	2.9696	0	0.411016	0	1.65	1.65
NUM390	5.9915	2.634238	0	0.386838	0	1.65	1.65
NUM391	5.9915	2.521461	0	0.379609	0	1.65	1.65
NUM392	5.9915	2.1068	0	0.343593	0	1.65	1.65
NUM393	5.9915	2.467672	0	0.374181	0	1.65	1.65
NUM394	5.9915	3.054323	0	0.413751	0	1.65	1.65
NUM395	5.9915	1.429783	0	0.236564	0	1.65	1.65
NUM396	5.9915	0.957152	0	0.117539	0	1.65	1.65
NUM397	5.9915	0.985579	0	0.172198	0	1.65	1.65
NUM398	5.9915	0.834531	0	0.138134	0	1.65	1.65
NUM399	5.9915	0.837781	0	0.128187	0	1.65	1.65
NUM400	5.9915	1.58091	0	0.221902	0	1.65	1.65
NUM401	5.9915	1.758922	0	0.221096	0	1.65	1.65
NUM402	5.9915	1.718257	0	0.243805	0	1.65	1.65
NUM403	5.9915	0.805643	0	0.126971	0	1.65	1.65
NUM404	5.9915	1.156902	0	0.156301	0	1.65	1.65
NUM405	5.9915	0.887505	0	0.132106	0	1.65	1.65
NUM406	5.9915	0.939757	0	0.118481	0	1.65	1.65
NUM407	5.9915	0.546574	0	0.052865	0	1.65	1.65
NUM408	5.9915	0.491816	0	0.063212	0	1.65	1.65
NUM409	5.9915	11.88025	1	-0.393343	-0.393343	1.65	1.76
NUM410	5.9915	11.58374	1	-0.359024	-0.359024	1.65	1.75
NUM411	5.9915	13.9599	1	-0.021411	-0.021411	1.65	1.66
NUM412	5.9915	11.06359	1	-0.02614	-0.02614	1.65	1.66
NUM413	5.9915	8.567856	1	-0.0772	-0.0772	1.65	1.67
NUM414	5.9915	6.507492	1	-0.083441	-0.083441	1.65	1.67
NUM415	5.9915	6.727028	1	-0.116102	-0.116102	1.65	1.68
NUM416	5.9915	5.594799	0	-0.132323	0	1.65	1.65
NUM417	5.9915	4.386499	0	-0.141288	0	1.65	1.65
NUM418	5.9915	3.614353	0	-0.133816	0	1.65	1.65

Data	Chi-Square	Jarque-Bera	Normality	Skewness	Dummy for Skewness	α	Cornis Fisher Expansion (α')
NUM419	5.9915	5.818759	0	-0.304249	0	1.65	1.65
NUM420	5.9915	6.489172	1	-0.383832	-0.383832	1.65	1.76
NUM421	5.9915	5.252214	0	-0.390333	0	1.65	1.65
NUM422	5.9915	4.922935	0	-0.399124	0	1.65	1.65
NUM423	5.9915	3.320985	0	-0.268718	0	1.65	1.65
NUM424	5.9915	10.08979	1	0.152777	0.152777	1.65	1.61
NUM425	5.9915	10.55366	1	0.286623	0.286623	1.65	1.57
NUM426	5.9915	10.87168	1	0.304088	0.304088	1.65	1.56
NUM427	5.9915	10.06495	1	0.284	0.284	1.65	1.57
NUM428	5.9915	8.739274	1	0.286021	0.286021	1.65	1.57
NUM429	5.9915	8.0994	1	0.253202	0.253202	1.65	1.58
NUM430	5.9915	8.009626	1	0.250793	0.250793	1.65	1.58
NUM431	5.9915	8.109235	1	0.256429	0.256429	1.65	1.58
NUM432	5.9915	8.104364	1	0.256243	0.256243	1.65	1.58
NUM433	5.9915	6.463009	1	0.240986	0.240986	1.65	1.58
NUM434	5.9915	6.202119	1	0.21967	0.21967	1.65	1.59
NUM435	5.9915	5.826116	0	0.2345	0	1.65	1.65
NUM436	5.9915	4.940943	0	0.235317	0	1.65	1.65
NUM437	5.9915	5.023856	0	0.222915	0	1.65	1.65
NUM438	5.9915	4.521567	0	0.221764	0	1.65	1.65
NUM439	5.9915	4.479265	0	0.248864	0	1.65	1.65
NUM440	5.9915	4.181884	0	0.238863	0	1.65	1.65
NUM441	5.9915	4.811735	0	0.251193	0	1.65	1.65
NUM442	5.9915	3.721817	0	0.217185	0	1.65	1.65
NUM443	5.9915	3.015532	0	0.207645	0	1.65	1.65
NUM444	5.9915	3.0171	0	0.207695	0	1.65	1.65
NUM445	5.9915	3.278375	0	0.237996	0	1.65	1.65
NUM446	5.9915	3.249408	0	0.247339	0	1.65	1.65
NUM447	5.9915	3.162192	0	0.242164	0	1.65	1.65
NUM448	5.9915	2.478146	0	0.221987	0	1.65	1.65
NUM449	5.9915	2.606376	0	0.230773	0	1.65	1.65
NUM450	5.9915	2.280149	0	0.242706	0	1.65	1.65
NUM451	5.9915	1.76087	0	0.219015	0	1.65	1.65
NUM452	5.9915	1.70476	0	0.216151	0	1.65	1.65
NUM453	5.9915	1.1593	0	0.187141	0	1.65	1.65
NUM454	5.9915	3.750191	0	0.344206	0	1.65	1.65
NUM455	5.9915	3.779367	0	0.3463	0	1.65	1.65
NUM456	5.9915	3.370734	0	0.328844	0	1.65	1.65
NUM457	5.9915	3.86749	0	0.356598	0	1.65	1.65
NUM458	5.9915	4.371062	0	0.373295	0	1.65	1.65
NUM459	5.9915	4.327722	0	0.370283	0	1.65	1.65
NUM460	5.9915	5.251048	0	0.401106	0	1.65	1.65
NUM461	5.9915	6.463413	1	0.433622	0.433622	1.65	1.53
NUM462	5.9915	6.247375	1	0.407935	0.407935	1.65	1.53
NUM463	5.9915	5.883615	0	0.396701	0	1.65	1.65
NUM464	5.9915	4.574796	0	0.377837	0	1.65	1.65
NUM465	5.9915	4.703825	0	0.384939	0	1.65	1.65
NUM466	5.9915	4.707001	0	0.384263	0	1.65	1.65
NUM467	5.9915	4.855877	0	0.409017	0	1.65	1.65
NUM468	5.9915	5.039208	0	0.419203	0	1.65	1.65
NUM469	5.9915	5.160538	0	0.427312	0	1.65	1.65
NUM470	5.9915	4.873054	0	0.417941	0	1.65	1.65
NUM471	5.9915	4.871774	0	0.417361	0	1.65	1.65
NUM472	5.9915	4.815759	0	0.423468	0	1.65	1.65
NUM473	5.9915	4.31271	0	0.393417	0	1.65	1.65
NUM474	5.9915	5.215632	0	0.426671	0	1.65	1.65
NUM475	5.9915	5.241016	0	0.428243	0	1.65	1.65
NUM476	5.9915	5.475768	0	0.455631	0	1.65	1.65
NUM477	5.9915	5.363903	0	0.438482	0	1.65	1.65
NUM478	5.9915	5.696717	0	0.457812	0	1.65	1.65
NUM479	5.9915	5.366088	0	0.44219	0	1.65	1.65
NUM480	5.9915	5.539301	0	0.451838	0	1.65	1.65
NUM481	5.9915	5.28882	0	0.444197	0	1.65	1.65
NUM482	5.9915	5.172028	0	0.43555	0	1.65	1.65

Data	Chi-Square	Jarque-Bera	Normality	Skewness	Dummy for Skewness	α	Cornis Fisher Expansion (α')
NUM483	5.9915	5.748713	0	0.461983	0	1.65	1.65
NUM484	5.9915	5.690984	0	0.459421	0	1.65	1.65
NUM485	5.9915	5.809949	0	0.463508	0	1.65	1.65
NUM486	5.9915	6.005239	1	0.473008	0.473008	1.65	1.51
NUM487	5.9915	6.806822	1	0.489568	0.489568	1.65	1.51
NUM488	5.9915	6.8375	1	0.491624	0.491624	1.65	1.51
NUM489	5.9915	6.80751	1	0.497917	0.497917	1.65	1.51
NUM490	5.9915	6.848626	1	0.493049	0.493049	1.65	1.51
NUM491	5.9915	6.702976	1	0.48873	0.48873	1.65	1.51
NUM492	5.9915	6.431978	1	0.463119	0.463119	1.65	1.52
NUM493	5.9915	6.105115	1	0.446266	0.446266	1.65	1.52
NUM494	5.9915	6.075853	1	0.448822	0.448822	1.65	1.52
NUM495	5.9915	5.80791	0	0.419783	0	1.65	1.65
NUM496	5.9915	6.064847	1	0.403828	0.403828	1.65	1.53
NUM497	5.9915	7.233409	1	0.445807	0.445807	1.65	1.52
NUM498	5.9915	7.489819	1	0.454602	0.454602	1.65	1.52
NUM499	5.9915	7.593782	1	0.466145	0.466145	1.65	1.52
NUM500	5.9915	9.463625	1	0.490682	0.490682	1.65	1.51
NUM501	5.9915	10.26363	1	0.51403	0.51403	1.65	1.50
NUM502	5.9915	10.36824	1	0.505917	0.505917	1.65	1.50
NUM503	5.9915	10.98725	1	0.533767	0.533767	1.65	1.50
NUM504	5.9915	10.09458	1	0.511824	0.511824	1.65	1.50
NUM505	5.9915	8.456173	1	0.468315	0.468315	1.65	1.52
NUM506	5.9915	8.512537	1	0.47139	0.47139	1.65	1.51
NUM507	5.9915	9.078809	1	0.462991	0.462991	1.65	1.52
NUM508	5.9915	8.079284	1	0.430838	0.430838	1.65	1.53
NUM509	5.9915	9.769007	1	0.496457	0.496457	1.65	1.51
NUM510	5.9915	9.821115	1	0.49466	0.49466	1.65	1.51
NUM511	5.9915	11.59349	1	0.480818	0.480818	1.65	1.51
NUM512	5.9915	12.41783	1	0.468263	0.468263	1.65	1.52
NUM513	5.9915	14.3519	1	0.480472	0.480472	1.65	1.51
NUM514	5.9915	16.22756	1	0.486185	0.486185	1.65	1.51
NUM515	5.9915	15.64361	1	0.477207	0.477207	1.65	1.51
NUM516	5.9915	17.20328	1	0.494829	0.494829	1.65	1.51
NUM517	5.9915	15.59476	1	0.466471	0.466471	1.65	1.52
NUM518	5.9915	15.3116	1	0.432786	0.432786	1.65	1.53
NUM519	5.9915	19.91924	1	0.580806	0.580806	1.65	1.48
NUM520	5.9915	23.77906	1	0.708929	0.708929	1.65	1.45
NUM521	5.9915	26.6145	1	0.789635	0.789635	1.65	1.42
NUM522	5.9915	27.46337	1	0.797842	0.797842	1.65	1.42
NUM523	5.9915	28.13924	1	0.78546	0.78546	1.65	1.42
NUM524	5.9915	16.5011	1	0.557122	0.557122	1.65	1.49
NUM525	5.9915	15.13298	1	0.435892	0.435892	1.65	1.52
NUM526	5.9915	15.11843	1	0.424367	0.424367	1.65	1.53
NUM527	5.9915	16.04944	1	0.456914	0.456914	1.65	1.52
NUM528	5.9915	16.716	1	0.474744	0.474744	1.65	1.51
NUM529	5.9915	14.48205	1	0.470018	0.470018	1.65	1.52
NUM530	5.9915	12.30652	1	0.452807	0.452807	1.65	1.52
NUM531	5.9915	12.29412	1	0.451736	0.451736	1.65	1.52
NUM532	5.9915	11.93613	1	0.442496	0.442496	1.65	1.52
NUM533	5.9915	13.53663	1	0.499806	0.499806	1.65	1.51
NUM534	5.9915	13.37608	1	0.4963	0.4963	1.65	1.51
NUM535	5.9915	13.66256	1	0.500906	0.500906	1.65	1.51
NUM536	5.9915	16.16558	1	0.534909	0.534909	1.65	1.50
NUM537	5.9915	15.64098	1	0.539112	0.539112	1.65	1.50
NUM538	5.9915	18.45452	1	0.578183	0.578183	1.65	1.48
NUM539	5.9915	19.96458	1	0.593478	0.593478	1.65	1.48
NUM540	5.9915	19.62368	1	0.58946	0.58946	1.65	1.48
NUM541	5.9915	16.46935	1	0.563997	0.563997	1.65	1.49
NUM542	5.9915	15.94539	1	0.567457	0.567457	1.65	1.49
NUM543	5.9915	17.75948	1	0.577893	0.577893	1.65	1.48
NUM544	5.9915	16.0002	1	0.562449	0.562449	1.65	1.49
NUM545	5.9915	15.42337	1	0.55448	0.55448	1.65	1.49
NUM546	5.9915	15.82733	1	0.556675	0.556675	1.65	1.49

Data	Chi-Square	Jarque-Bera	Normality	Skewness	Dummy for Skewness	α	Cornis Fisher Expansion (α')
NUM547	5.9915	15.463	1	0.548368	0.548368	1.65	1.49
NUM548	5.9915	18.00488	1	0.578203	0.578203	1.65	1.48
NUM549	5.9915	17.57994	1	0.585932	0.585932	1.65	1.48
NUM550	5.9915	22.11362	1	0.613788	0.613788	1.65	1.47
NUM551	5.9915	24.75537	1	0.635106	0.635106	1.65	1.47
NUM552	5.9915	24.87589	1	0.662439	0.662439	1.65	1.46
NUM553	5.9915	32.75979	1	0.909187	0.909187	1.65	1.39
NUM554	5.9915	1.808737	0	0.298991	0	1.65	1.65
NUM555	5.9915	2.525366	0	0.381593	0	1.65	1.65
NUM556	5.9915	3.012293	0	0.42003	0	1.65	1.65
NUM557	5.9915	3.015697	0	0.420168	0	1.65	1.65
NUM558	5.9915	3.08298	0	0.42522	0	1.65	1.65
NUM559	5.9915	3.208334	0	0.433265	0	1.65	1.65
NUM560	5.9915	2.795693	0	0.400294	0	1.65	1.65
NUM561	5.9915	2.753809	0	0.397598	0	1.65	1.65
NUM562	5.9915	2.789036	0	0.400682	0	1.65	1.65
NUM563	5.9915	2.79724	0	0.393778	0	1.65	1.65
NUM564	5.9915	2.200967	0	0.346148	0	1.65	1.65
NUM565	5.9915	2.148752	0	0.341746	0	1.65	1.65
NUM566	5.9915	1.798335	0	0.310919	0	1.65	1.65
NUM567	5.9915	1.894339	0	0.31207	0	1.65	1.65
NUM568	5.9915	1.947042	0	0.315005	0	1.65	1.65
NUM569	5.9915	1.651643	0	0.282723	0	1.65	1.65
NUM570	5.9915	1.981219	0	0.318854	0	1.65	1.65
NUM571	5.9915	1.966618	0	0.318801	0	1.65	1.65
NUM572	5.9915	2.036319	0	0.333365	0	1.65	1.65
NUM573	5.9915	2.09031	0	0.34057	0	1.65	1.65
NUM574	5.9915	2.059189	0	0.332362	0	1.65	1.65
NUM575	5.9915	2.149385	0	0.337196	0	1.65	1.65
NUM576	5.9915	2.705164	0	0.377706	0	1.65	1.65
NUM577	5.9915	2.484818	0	0.347422	0	1.65	1.65
NUM578	5.9915	2.250257	0	0.33345	0	1.65	1.65
NUM579	5.9915	2.533802	0	0.349373	0	1.65	1.65
NUM580	5.9915	2.374218	0	0.312644	0	1.65	1.65
NUM581	5.9915	2.536686	0	0.309449	0	1.65	1.65
NUM582	5.9915	2.7037	0	0.316294	0	1.65	1.65
NUM583	5.9915	2.498283	0	0.305136	0	1.65	1.65
NUM584	5.9915	2.647499	0	0.316284	0	1.65	1.65
NUM585	5.9915	2.605596	0	0.308731	0	1.65	1.65
NUM586	5.9915	2.425123	0	0.293121	0	1.65	1.65
NUM587	5.9915	2.543601	0	0.307305	0	1.65	1.65
NUM588	5.9915	2.615778	0	0.305907	0	1.65	1.65
NUM589	5.9915	2.321785	0	0.287185	0	1.65	1.65
NUM590	5.9915	2.014719	0	0.251317	0	1.65	1.65
NUM591	5.9915	2.316426	0	0.278598	0	1.65	1.65
NUM592	5.9915	2.637913	0	0.298047	0	1.65	1.65
NUM593	5.9915	2.628394	0	0.278351	0	1.65	1.65
NUM594	5.9915	2.581483	0	0.253661	0	1.65	1.65
NUM595	5.9915	2.7249	0	0.286441	0	1.65	1.65
NUM596	5.9915	2.958404	0	0.30315	0	1.65	1.65
NUM597	5.9915	2.9659	0	0.31624	0	1.65	1.65
NUM598	5.9915	3.173802	0	0.325873	0	1.65	1.65
NUM599	5.9915	2.845136	0	0.306624	0	1.65	1.65
NUM600	5.9915	2.69548	0	0.28637	0	1.65	1.65
NUM601	5.9915	2.628104	0	0.283027	0	1.65	1.65
NUM602	5.9915	2.383927	0	0.262347	0	1.65	1.65
NUM603	5.9915	2.198928	0	0.261477	0	1.65	1.65
NUM604	5.9915	2.366511	0	0.255433	0	1.65	1.65
NUM605	5.9915	2.154797	0	0.267968	0	1.65	1.65
NUM606	5.9915	1.961797	0	0.248998	0	1.65	1.65
NUM607	5.9915	1.827097	0	0.233352	0	1.65	1.65
NUM608	5.9915	2.127009	0	0.270161	0	1.65	1.65
NUM609	5.9915	2.182799	0	0.287014	0	1.65	1.65
NUM610	5.9915	2.093111	0	0.285612	0	1.65	1.65

Data	Chi-Square	Jarque-Bera	Normality	Skewness	Dummy for Skewness	α	Cornis Fisher Expansion (α')
NUM611	5.9915	2.095626	0	0.286541	0	1.65	1.65
NUM612	5.9915	2.0399	0	0.272519	0	1.65	1.65
NUM613	5.9915	2.226125	0	0.275313	0	1.65	1.65
NUM614	5.9915	2.091501	0	0.25799	0	1.65	1.65
NUM615	5.9915	2.296886	0	0.288456	0	1.65	1.65
NUM616	5.9915	2.516236	0	0.293772	0	1.65	1.65
NUM617	5.9915	2.422159	0	0.30889	0	1.65	1.65
NUM618	5.9915	2.414943	0	0.309834	0	1.65	1.65
NUM619	5.9915	2.134707	0	0.276807	0	1.65	1.65
NUM620	5.9915	2.105095	0	0.285945	0	1.65	1.65
NUM621	5.9915	2.762137	0	0.348248	0	1.65	1.65
NUM622	5.9915	2.926719	0	0.370023	0	1.65	1.65
NUM623	5.9915	2.818007	0	0.372396	0	1.65	1.65
NUM624	5.9915	2.445599	0	0.354199	0	1.65	1.65
NUM625	5.9915	2.535902	0	0.356483	0	1.65	1.65
NUM626	5.9915	2.655299	0	0.365176	0	1.65	1.65
NUM627	5.9915	2.668783	0	0.364459	0	1.65	1.65
NUM628	5.9915	3.313435	0	0.414378	0	1.65	1.65
NUM629	5.9915	3.205219	0	0.422444	0	1.65	1.65
NUM630	5.9915	3.109643	0	0.425762	0	1.65	1.65
NUM631	5.9915	2.959531	0	0.414776	0	1.65	1.65
NUM632	5.9915	2.852303	0	0.4017	0	1.65	1.65
NUM633	5.9915	2.867784	0	0.407624	0	1.65	1.65
NUM634	5.9915	3.209868	0	0.433178	0	1.65	1.65
NUM635	5.9915	3.433915	0	0.448916	0	1.65	1.65
NUM636	5.9915	3.487427	0	0.453032	0	1.65	1.65
NUM637	5.9915	3.157328	0	0.432382	0	1.65	1.65
NUM638	5.9915	2.675339	0	0.391182	0	1.65	1.65
NUM639	5.9915	2.502322	0	0.381173	0	1.65	1.65
NUM640	5.9915	2.981853	0	0.418551	0	1.65	1.65
NUM641	5.9915	3.193323	0	0.436863	0	1.65	1.65
NUM642	5.9915	2.641121	0	0.397854	0	1.65	1.65
NUM643	5.9915	2.773632	0	0.407895	0	1.65	1.65
NUM644	5.9915	2.866075	0	0.411245	0	1.65	1.65
NUM645	5.9915	2.903625	0	0.411894	0	1.65	1.65
NUM646	5.9915	2.910299	0	0.408915	0	1.65	1.65
NUM647	5.9915	2.733748	0	0.403295	0	1.65	1.65
NUM648	5.9915	2.960769	0	0.42051	0	1.65	1.65
NUM649	5.9915	2.877187	0	0.414864	0	1.65	1.65
NUM650	5.9915	2.884995	0	0.415678	0	1.65	1.65
NUM651	5.9915	3.271925	0	0.44294	0	1.65	1.65
NUM652	5.9915	3.270951	0	0.441286	0	1.65	1.65
NUM653	5.9915	2.768283	0	0.406943	0	1.65	1.65
NUM654	5.9915	3.357554	0	0.44342	0	1.65	1.65
NUM655	5.9915	2.06963	0	0.20689	0	1.65	1.65
NUM656	5.9915	1.777433	0	0.192222	0	1.65	1.65
NUM657	5.9915	1.734921	0	0.192225	0	1.65	1.65
NUM658	5.9915	1.946187	0	0.20711	0	1.65	1.65
NUM659	5.9915	2.009969	0	0.206543	0	1.65	1.65
NUM660	5.9915	1.979276	0	0.208192	0	1.65	1.65
NUM661	5.9915	1.924905	0	0.203805	0	1.65	1.65
NUM662	5.9915	2.238178	0	0.223348	0	1.65	1.65
NUM663	5.9915	2.235889	0	0.23815	0	1.65	1.65
NUM664	5.9915	2.408952	0	0.276379	0	1.65	1.65
NUM665	5.9915	2.342843	0	0.26559	0	1.65	1.65
NUM666	5.9915	2.378302	0	0.283624	0	1.65	1.65
NUM667	5.9915	2.36268	0	0.252695	0	1.65	1.65
NUM668	5.9915	2.098566	0	0.228972	0	1.65	1.65
NUM669	5.9915	2.076371	0	0.251029	0	1.65	1.65
NUM670	5.9915	1.977938	0	0.212575	0	1.65	1.65
NUM671	5.9915	1.717776	0	0.191324	0	1.65	1.65
NUM672	5.9915	1.704535	0	0.190618	0	1.65	1.65
NUM673	5.9915	1.731616	0	0.207888	0	1.65	1.65
NUM674	5.9915	1.556904	0	0.205335	0	1.65	1.65

Data	Chi-Square	Jarque-Bera	Normality	Skewness	Dummy for Skewness	α	Cornis Fisher Expansion (α')
NUM675	5.9915	1.299496	0	0.184687	0	1.65	1.65
NUM676	5.9915	1.772913	0	0.236368	0	1.65	1.65
NUM677	5.9915	1.640311	0	0.251911	0	1.65	1.65
NUM678	5.9915	1.790938	0	0.26649	0	1.65	1.65
NUM679	5.9915	1.927698	0	0.293726	0	1.65	1.65
NUM680	5.9915	1.536759	0	0.258339	0	1.65	1.65
NUM681	5.9915	1.264899	0	0.223442	0	1.65	1.65
NUM682	5.9915	1.194096	0	0.226603	0	1.65	1.65
NUM683	5.9915	1.175807	0	0.224065	0	1.65	1.65
NUM684	5.9915	1.233024	0	0.222757	0	1.65	1.65
NUM685	5.9915	1.239585	0	0.230797	0	1.65	1.65
NUM686	5.9915	1.23798	0	0.217435	0	1.65	1.65
NUM687	5.9915	1.143796	0	0.197265	0	1.65	1.65
NUM688	5.9915	0.994763	0	0.198282	0	1.65	1.65
NUM689	5.9915	1.048093	0	0.221067	0	1.65	1.65
NUM690	5.9915	1.288434	0	0.259422	0	1.65	1.65
NUM691	5.9915	1.161323	0	0.252885	0	1.65	1.65
NUM692	5.9915	1.283694	0	0.27371	0	1.65	1.65
NUM693	5.9915	1.35973	0	0.285599	0	1.65	1.65
NUM694	5.9915	0.683813	0	0.095198	0	1.65	1.65
NUM695	5.9915	0.635907	0	0.087676	0	1.65	1.65
NUM696	5.9915	0.666808	0	0.085003	0	1.65	1.65
NUM697	5.9915	0.648482	0	0.091522	0	1.65	1.65
NUM698	5.9915	0.497414	0	0.08649	0	1.65	1.65
NUM699	5.9915	0.519751	0	0.072499	0	1.65	1.65
NUM700	5.9915	0.501169	0	0.073181	0	1.65	1.65
NUM701	5.9915	0.453553	0	0.049896	0	1.65	1.65
NUM702	5.9915	0.476219	0	0.047135	0	1.65	1.65
NUM703	5.9915	0.467668	0	0.043853	0	1.65	1.65
NUM704	5.9915	1.201416	0	-0.092046	0	1.65	1.65
NUM705	5.9915	1.214804	0	-0.058367	0	1.65	1.65
NUM706	5.9915	1.148033	0	-0.051393	0	1.65	1.65
NUM707	5.9915	1.170513	0	-0.015548	0	1.65	1.65
NUM708	5.9915	0.957036	0	-0.015534	0	1.65	1.65
NUM709	5.9915	0.915717	0	0.000767	0	1.65	1.65
NUM710	5.9915	0.850156	0	-0.019625	0	1.65	1.65
NUM711	5.9915	0.913074	0	-0.009507	0	1.65	1.65
NUM712	5.9915	0.772942	0	0.02366	0	1.65	1.65
NUM713	5.9915	0.59047	0	0.034585	0	1.65	1.65
NUM714	5.9915	0.542339	0	0.061756	0	1.65	1.65
NUM715	5.9915	0.506955	0	0.032807	0	1.65	1.65
NUM716	5.9915	0.83625	0	0.088568	0	1.65	1.65
NUM717	5.9915	0.725572	0	0.055472	0	1.65	1.65
NUM718	5.9915	0.702658	0	0.05542	0	1.65	1.65
NUM719	5.9915	0.63204	0	0.088865	0	1.65	1.65
NUM720	5.9915	0.671489	0	0.127507	0	1.65	1.65
NUM721	5.9915	0.797714	0	0.140556	0	1.65	1.65
NUM722	5.9915	0.906429	0	0.158109	0	1.65	1.65
NUM723	5.9915	0.879891	0	0.121924	0	1.65	1.65
NUM724	5.9915	0.798043	0	0.130605	0	1.65	1.65
NUM725	5.9915	0.803611	0	0.135768	0	1.65	1.65
NUM726	5.9915	0.804694	0	0.13586	0	1.65	1.65
NUM727	5.9915	0.581771	0	0.116582	0	1.65	1.65
NUM728	5.9915	0.761447	0	0.151524	0	1.65	1.65
NUM729	5.9915	0.431418	0	0.084657	0	1.65	1.65
NUM730	5.9915	0.571061	0	0.123705	0	1.65	1.65
NUM731	5.9915	0.604285	0	0.115628	0	1.65	1.65
NUM732	5.9915	0.426873	0	0.111633	0	1.65	1.65
NUM733	5.9915	0.332399	0	0.106598	0	1.65	1.65
NUM734	5.9915	0.256587	0	0.077017	0	1.65	1.65
NUM735	5.9915	0.239895	0	0.100681	0	1.65	1.65
NUM736	5.9915	0.261506	0	0.098213	0	1.65	1.65
NUM737	5.9915	0.257582	0	0.098965	0	1.65	1.65
NUM738	5.9915	0.115728	0	0.056691	0	1.65	1.65

Data	Chi-Square	Jarque-Bera	Normality	Skewness	Dummy for Skewness	α	Cornis Fisher Expansion (α')
NUM739	5.9915	0.111435	0	0.050249	0	1.65	1.65
NUM740	5.9915	0.038696	0	0.015424	0	1.65	1.65
NUM741	5.9915	0.008171	0	0.021828	0	1.65	1.65
NUM742	5.9915	0.047216	0	0.033717	0	1.65	1.65
NUM743	5.9915	0.084977	0	0.064642	0	1.65	1.65
NUM744	5.9915	0.185258	0	0.083128	0	1.65	1.65
NUM745	5.9915	0.203383	0	0.078179	0	1.65	1.65
NUM746	5.9915	0.204035	0	0.079042	0	1.65	1.65
NUM747	5.9915	0.365224	0	-0.120525	0	1.65	1.65
NUM748	5.9915	0.465566	0	-0.153131	0	1.65	1.65
NUM749	5.9915	0.465226	0	-0.157197	0	1.65	1.65
NUM750	5.9915	0.669748	0	-0.197056	0	1.65	1.65
NUM751	5.9915	0.789494	0	-0.21746	0	1.65	1.65
NUM752	5.9915	0.819147	0	-0.221693	0	1.65	1.65
NUM753	5.9915	0.699438	0	-0.203797	0	1.65	1.65
NUM754	5.9915	0.866889	0	-0.227902	0	1.65	1.65
NUM755	5.9915	16.98626	1	0.381746	0.381746	1.65	1.54
NUM756	5.9915	17.35652	1	0.398717	0.398717	1.65	1.54
NUM757	5.9915	18.34063	1	0.382731	0.382731	1.65	1.54
NUM758	5.9915	18.82917	1	0.385501	0.385501	1.65	1.54
NUM759	5.9915	16.85619	1	0.380779	0.380779	1.65	1.54
NUM760	5.9915	17.53523	1	0.481952	0.481952	1.65	1.51
NUM761	5.9915	16.31487	1	0.452819	0.452819	1.65	1.52
NUM762	5.9915	19.05555	1	0.470167	0.470167	1.65	1.52
NUM763	5.9915	21.24109	1	0.507238	0.507238	1.65	1.50
NUM764	5.9915	22.1711	1	0.499342	0.499342	1.65	1.51
NUM765	5.9915	21.36466	1	0.52097	0.52097	1.65	1.50
NUM766	5.9915	18.3962	1	0.493859	0.493859	1.65	1.51
NUM767	5.9915	16.55877	1	0.508945	0.508945	1.65	1.50
NUM768	5.9915	16.48957	1	0.530124	0.530124	1.65	1.50
NUM769	5.9915	15.39706	1	0.508913	0.508913	1.65	1.50
NUM770	5.9915	15.55593	1	0.312254	0.312254	1.65	1.56
NUM771	5.9915	14.89922	1	0.333288	0.333288	1.65	1.55
NUM772	5.9915	13.3263	1	0.387938	0.387938	1.65	1.54
NUM773	5.9915	12.98722	1	0.401355	0.401355	1.65	1.53
NUM774	5.9915	13.54474	1	0.419763	0.419763	1.65	1.53
NUM775	5.9915	13.73757	1	0.436255	0.436255	1.65	1.52
NUM776	5.9915	13.58973	1	0.464207	0.464207	1.65	1.52
NUM777	5.9915	13.50295	1	0.487191	0.487191	1.65	1.51
NUM778	5.9915	10.64963	1	0.460077	0.460077	1.65	1.52
NUM779	5.9915	10.42189	1	0.437609	0.437609	1.65	1.52
NUM780	5.9915	9.783403	1	0.42334	0.42334	1.65	1.53
NUM781	5.9915	9.773193	1	0.423899	0.423899	1.65	1.53
NUM782	5.9915	9.787112	1	0.405743	0.405743	1.65	1.53
NUM783	5.9915	9.481538	1	0.394842	0.394842	1.65	1.54
NUM784	5.9915	9.379571	1	0.392494	0.392494	1.65	1.54
NUM785	5.9915	8.408674	1	0.379241	0.379241	1.65	1.54
NUM786	5.9915	7.593228	1	0.38419	0.38419	1.65	1.54
NUM787	5.9915	7.860897	1	0.415017	0.415017	1.65	1.53
NUM788	5.9915	7.862822	1	0.415122	0.415122	1.65	1.53
NUM789	5.9915	19.9419	1	-0.13396	-0.13396	1.65	1.69
NUM790	5.9915	20.00506	1	-0.13396	-0.13396	1.65	1.69
NUM791	5.9915	16.76006	1	-0.124953	-0.124953	1.65	1.69
NUM792	5.9915	13.79134	1	-0.019749	-0.019749	1.65	1.66
NUM793	5.9915	11.5732	1	-0.000812	-0.000812	1.65	1.65
NUM794	5.9915	11.44285	1	-0.002599	-0.002599	1.65	1.65
NUM795	5.9915	10.92145	1	-0.024804	-0.024804	1.65	1.66
NUM796	5.9915	12.26175	1	-0.037825	-0.037825	1.65	1.66
NUM797	5.9915	11.29729	1	-0.04958	-0.04958	1.65	1.66
NUM798	5.9915	10.14717	1	-0.172509	-0.172509	1.65	1.70
NUM799	5.9915	12.47661	1	-0.16428	-0.16428	1.65	1.70
NUM800	5.9915	10.09158	1	-0.149258	-0.149258	1.65	1.69
NUM801	5.9915	10.02174	1	-0.15185	-0.15185	1.65	1.69
NUM802	5.9915	8.172623	1	-0.181944	-0.181944	1.65	1.70

Data	Chi-Square	Jarque-Bera	Normality	Skewness	Dummy for Skewness	α	Cornis Fisher Expansion (α')
NUM803	5.9915	8.669284	1	0.032855	0.032855	1.65	1.64
NUM804	5.9915	8.955787	1	0.039937	0.039937	1.65	1.64
NUM805	5.9915	8.376072	1	0.073448	0.073448	1.65	1.63
NUM806	5.9915	6.459832	1	0.064202	0.064202	1.65	1.63
NUM807	5.9915	6.675884	1	0.039599	0.039599	1.65	1.64
NUM808	5.9915	5.147163	0	0.028	0	1.65	1.65
NUM809	5.9915	5.114291	0	0.018381	0	1.65	1.65
NUM810	5.9915	3.921157	0	0.026928	0	1.65	1.65
NUM811	5.9915	4.259408	0	0.028295	0	1.65	1.65
NUM812	5.9915	4.367708	0	0.007395	0	1.65	1.65
NUM813	5.9915	3.692569	0	0.025602	0	1.65	1.65
NUM814	5.9915	3.6134	0	0.009023	0	1.65	1.65
NUM815	5.9915	3.707486	0	0.021508	0	1.65	1.65
NUM816	5.9915	3.876472	0	0.031669	0	1.65	1.65
NUM817	5.9915	3.730274	0	0.026582	0	1.65	1.65
NUM818	5.9915	4.298263	0	-0.006232	0	1.65	1.65
NUM819	5.9915	4.136651	0	-0.037833	0	1.65	1.65
NUM820	5.9915	4.390935	0	-0.054081	0	1.65	1.65
NUM821	5.9915	4.624529	0	-0.063346	0	1.65	1.65
NUM822	5.9915	4.540387	0	-0.060428	0	1.65	1.65
NUM823	5.9915	5.001672	0	-0.035248	0	1.65	1.65
NUM824	5.9915	4.456552	0	-0.04666	0	1.65	1.65
NUM825	5.9915	4.968917	0	-0.080835	0	1.65	1.65
NUM826	5.9915	4.102759	0	-0.075276	0	1.65	1.65
NUM827	5.9915	3.702691	0	-0.088993	0	1.65	1.65
NUM828	5.9915	2.9302	0	-0.099189	0	1.65	1.65
NUM829	5.9915	3.967367	0	-0.097328	0	1.65	1.65
NUM830	5.9915	4.522096	0	-0.116533	0	1.65	1.65
NUM831	5.9915	4.568901	0	-0.114325	0	1.65	1.65
NUM832	5.9915	4.604527	0	-0.117232	0	1.65	1.65
NUM833	5.9915	4.684006	0	-0.109714	0	1.65	1.65
NUM834	5.9915	3.994256	0	-0.117319	0	1.65	1.65
NUM835	5.9915	3.99715	0	-0.14353	0	1.65	1.65
NUM836	5.9915	4.13086	0	-0.132291	0	1.65	1.65
NUM837	5.9915	4.156836	0	-0.117481	0	1.65	1.65
NUM838	5.9915	4.238074	0	-0.128429	0	1.65	1.65
NUM839	5.9915	4.237954	0	-0.129736	0	1.65	1.65
NUM840	5.9915	3.887156	0	-0.101595	0	1.65	1.65
NUM841	5.9915	3.953523	0	-0.11399	0	1.65	1.65
NUM842	5.9915	4.054302	0	-0.126056	0	1.65	1.65
NUM843	5.9915	4.827226	0	-0.144499	0	1.65	1.65
NUM844	5.9915	4.792362	0	-0.160433	0	1.65	1.65
NUM845	5.9915	4.765906	0	-0.137202	0	1.65	1.65
NUM846	5.9915	4.87357	0	-0.142706	0	1.65	1.65
NUM847	5.9915	4.875251	0	-0.14282	0	1.65	1.65
NUM848	5.9915	4.652713	0	-0.15727	0	1.65	1.65
NUM849	5.9915	4.168433	0	-0.118539	0	1.65	1.65
NUM850	5.9915	3.763057	0	-0.089589	0	1.65	1.65
NUM851	5.9915	2.690505	0	-0.094682	0	1.65	1.65
NUM852	5.9915	2.591158	0	-0.099878	0	1.65	1.65
NUM853	5.9915	2.309863	0	-0.129489	0	1.65	1.65
NUM854	5.9915	2.318962	0	-0.127798	0	1.65	1.65
NUM855	5.9915	3.236672	0	-0.241031	0	1.65	1.65
NUM856	5.9915	3.087091	0	-0.233994	0	1.65	1.65
NUM857	5.9915	2.61935	0	-0.212758	0	1.65	1.65
NUM858	5.9915	2.789227	0	-0.219599	0	1.65	1.65
NUM859	5.9915	3.186538	0	-0.219128	0	1.65	1.65
NUM860	5.9915	4.146994	0	-0.232806	0	1.65	1.65
NUM861	5.9915	4.132189	0	-0.218785	0	1.65	1.65
NUM862	5.9915	3.961164	0	-0.228847	0	1.65	1.65
NUM863	5.9915	4.354521	0	-0.243208	0	1.65	1.65
NUM864	5.9915	4.422867	0	-0.250166	0	1.65	1.65
NUM865	5.9915	5.012057	0	-0.278969	0	1.65	1.65
NUM866	5.9915	5.199111	0	-0.260759	0	1.65	1.65

Data	Chi-Square	Jarque-Bera	Normality	Skewness	Dummy for Skewness	α	Cornis Fisher Expansion (α')
NUM867	5.9915	6.029534	1	-0.250548	-0.250548	1.65	1.72
NUM868	5.9915	5.597988	0	-0.24256	0	1.65	1.65
NUM869	5.9915	5.346387	0	-0.215134	0	1.65	1.65
NUM870	5.9915	7.110018	1	-0.211115	-0.211115	1.65	1.71
NUM871	5.9915	7.328077	1	-0.246215	-0.246215	1.65	1.72
NUM872	5.9915	8.477733	1	-0.260599	-0.260599	1.65	1.72
NUM873	5.9915	8.793128	1	-0.290806	-0.290806	1.65	1.73
NUM874	5.9915	8.472058	1	-0.309963	-0.309963	1.65	1.74
NUM875	5.9915	8.742031	1	-0.326028	-0.326028	1.65	1.74
NUM876	5.9915	8.251219	1	-0.158953	-0.158953	1.65	1.70
NUM877	5.9915	8.797773	1	-0.172703	-0.172703	1.65	1.70
NUM878	5.9915	10.23221	1	-0.173473	-0.173473	1.65	1.70
NUM879	5.9915	9.031218	1	-0.144984	-0.144984	1.65	1.69
NUM880	5.9915	8.236307	1	-0.11013	-0.11013	1.65	1.68
NUM881	5.9915	7.468617	1	-0.09821	-0.09821	1.65	1.68
NUM882	5.9915	7.293305	1	-0.10827	-0.10827	1.65	1.68
NUM883	5.9915	6.208182	1	-0.114214	-0.114214	1.65	1.68
NUM884	5.9915	6.333219	1	-0.153085	-0.153085	1.65	1.69
NUM885	5.9915	6.71704	1	-0.138789	-0.138789	1.65	1.69
NUM886	5.9915	7.689871	1	-0.135021	-0.135021	1.65	1.69
NUM887	5.9915	8.235599	1	-0.153105	-0.153105	1.65	1.69
NUM888	5.9915	8.24308	1	-0.154357	-0.154357	1.65	1.69
NUM889	5.9915	5.48202	0	0.089223	0	1.65	1.65
NUM890	5.9915	6.022145	1	0.062628	0.062628	1.65	1.63
NUM891	5.9915	7.136659	1	0.037571	0.037571	1.65	1.64
NUM892	5.9915	9.19184	1	-0.021926	-0.021926	1.65	1.66
NUM893	5.9915	9.576404	1	-0.016952	-0.016952	1.65	1.65
NUM894	5.9915	9.841939	1	0.004905	0.004905	1.65	1.65
NUM895	5.9915	10.26831	1	0.018814	0.018814	1.65	1.64

Data Normalitas JAKINFR

Data	Chi-Square	Jarque-Bera	Normality	Skewness	Dummy for Skewness	α	Cornis Fisher Expansion (α')
NUM101	5.9915	0.305091	0	-0.093529	0	1.65	1.65
NUM102	5.9915	0.370056	0	-0.117123	0	1.65	1.65
NUM103	5.9915	0.508541	0	-0.140722	0	1.65	1.65
NUM104	5.9915	0.524216	0	-0.162065	0	1.65	1.65
NUM105	5.9915	0.705109	0	-0.196131	0	1.65	1.65
NUM106	5.9915	0.713238	0	-0.195903	0	1.65	1.65
NUM107	5.9915	0.929039	0	-0.229393	0	1.65	1.65
NUM108	5.9915	1.295566	0	-0.268139	0	1.65	1.65
NUM109	5.9915	1.523963	0	-0.280002	0	1.65	1.65
NUM110	5.9915	1.725619	0	-0.296746	0	1.65	1.65
NUM111	5.9915	0.866916	0	-0.190531	0	1.65	1.65
NUM112	5.9915	0.832747	0	-0.186195	0	1.65	1.65
NUM113	5.9915	0.624478	0	-0.164257	0	1.65	1.65
NUM114	5.9915	0.423982	0	-0.151379	0	1.65	1.65
NUM115	5.9915	0.348784	0	-0.144165	0	1.65	1.65
NUM116	5.9915	0.483398	0	-0.158425	0	1.65	1.65
NUM117	5.9915	0.405134	0	-0.152431	0	1.65	1.65
NUM118	5.9915	0.562719	0	-0.170537	0	1.65	1.65
NUM119	5.9915	0.679354	0	-0.168293	0	1.65	1.65
NUM120	5.9915	0.628084	0	-0.164276	0	1.65	1.65
NUM121	5.9915	0.626405	0	-0.180751	0	1.65	1.65
NUM122	5.9915	0.713833	0	0.034056	0	1.65	1.65
NUM123	5.9915	0.60106	0	0.18015	0	1.65	1.65
NUM124	5.9915	0.076084	0	-0.007465	0	1.65	1.65
NUM125	5.9915	0.03953	0	-0.003147	0	1.65	1.65
NUM126	5.9915	0.075773	0	-0.031306	0	1.65	1.65
NUM127	5.9915	0.290111	0	-0.093098	0	1.65	1.65
NUM128	5.9915	0.298888	0	-0.096528	0	1.65	1.65
NUM129	5.9915	0.77877	0	0.047191	0	1.65	1.65
NUM130	5.9915	0.86243	0	0.086759	0	1.65	1.65
NUM131	5.9915	0.875275	0	0.085035	0	1.65	1.65
NUM132	5.9915	1.068464	0	0.099827	0	1.65	1.65
NUM133	5.9915	1.150041	0	0.09952	0	1.65	1.65
NUM134	5.9915	42.07249	1	-0.626485	-0.626485	1.65	1.83
NUM135	5.9915	34.5893	1	-0.66433	-0.66433	1.65	1.84
NUM136	5.9915	55.54245	1	0.057726	0.057726	1.65	1.63
NUM137	5.9915	45.96952	1	0.049114	0.049114	1.65	1.64
NUM138	5.9915	38.85704	1	0.039527	0.039527	1.65	1.64
NUM139	5.9915	38.50745	1	0.030839	0.030839	1.65	1.64
NUM140	5.9915	35.81432	1	0.025269	0.025269	1.65	1.64
NUM141	5.9915	35.08018	1	0.017492	0.017492	1.65	1.64
NUM142	5.9915	35.19187	1	0.05287	0.05287	1.65	1.63
NUM143	5.9915	37.15136	1	0.091729	0.091729	1.65	1.62
NUM144	5.9915	37.31046	1	0.061757	0.061757	1.65	1.63
NUM145	5.9915	36.67935	1	0.057053	0.057053	1.65	1.63
NUM146	5.9915	33.48508	1	0.048435	0.048435	1.65	1.64
NUM147	5.9915	35.26799	1	0.067134	0.067134	1.65	1.63
NUM148	5.9915	35.48109	1	0.066417	0.066417	1.65	1.63
NUM149	5.9915	36.0666	1	0.08492	0.08492	1.65	1.63
NUM150	5.9915	34.63564	1	0.072465	0.072465	1.65	1.63
NUM151	5.9915	32.09112	1	0.098691	0.098691	1.65	1.62
NUM152	5.9915	33.10712	1	0.091678	0.091678	1.65	1.62
NUM153	5.9915	36.50834	1	0.068309	0.068309	1.65	1.63
NUM154	5.9915	43.20801	1	0.081	0.081	1.65	1.63
NUM155	5.9915	44.07443	1	0.099524	0.099524	1.65	1.62
NUM156	5.9915	44.17385	1	0.087724	0.087724	1.65	1.62
NUM157	5.9915	44.26388	1	0.090277	0.090277	1.65	1.62

Data	Chi-Square	Jarque-Bera	Normality	Skewness	Dummy for Skewness	α	Cornis Fisher Expansion (α')
NUM158	5.9915	40.21188	1	0.130953	0.130953	1.65	1.61
NUM159	5.9915	36.9664	1	0.147499	0.147499	1.65	1.61
NUM160	5.9915	38.34599	1	0.111612	0.111612	1.65	1.62
NUM161	5.9915	38.42207	1	0.111242	0.111242	1.65	1.62
NUM162	5.9915	38.45271	1	0.110969	0.110969	1.65	1.62
NUM163	5.9915	35.45145	1	0.097437	0.097437	1.65	1.62
NUM164	5.9915	35.32911	1	0.0946	0.0946	1.65	1.62
NUM165	5.9915	33.44027	1	0.063432	0.063432	1.65	1.63
NUM166	5.9915	28.38955	1	0.081024	0.081024	1.65	1.63
NUM167	5.9915	24.59369	1	0.056559	0.056559	1.65	1.63
NUM168	5.9915	24.07644	1	0.067349	0.067349	1.65	1.63
NUM169	5.9915	25.80542	1	0.034146	0.034146	1.65	1.64
NUM170	5.9915	23.00385	1	0.031972	0.031972	1.65	1.64
NUM171	5.9915	23.30254	1	0.02037	0.02037	1.65	1.64
NUM172	5.9915	23.33523	1	0.027397	0.027397	1.65	1.64
NUM173	5.9915	23.72414	1	0.015308	0.015308	1.65	1.65
NUM174	5.9915	22.79549	1	-0.013478	-0.013478	1.65	1.65
NUM175	5.9915	21.30103	1	0.022369	0.022369	1.65	1.64
NUM176	5.9915	21.35467	1	0.018778	0.018778	1.65	1.64
NUM177	5.9915	18.32509	1	0.024433	0.024433	1.65	1.64
NUM178	5.9915	14.27752	1	-0.019414	-0.019414	1.65	1.66
NUM179	5.9915	12.27924	1	0.035922	0.035922	1.65	1.64
NUM180	5.9915	10.86714	1	0.051109	0.051109	1.65	1.64
NUM181	5.9915	9.571771	1	0.044635	0.044635	1.65	1.64
NUM182	5.9915	9.712682	1	0.051382	0.051382	1.65	1.64
NUM183	5.9915	10.14614	1	0.035068	0.035068	1.65	1.64
NUM184	5.9915	8.509743	1	0.048328	0.048328	1.65	1.64
NUM185	5.9915	6.607457	1	0.045771	0.045771	1.65	1.64
NUM186	5.9915	6.314404	1	0.007117	0.007117	1.65	1.65
NUM187	5.9915	6.148644	1	-0.002351	-0.002351	1.65	1.65
NUM188	5.9915	5.911597	0	0.033743	0	1.65	1.65
NUM189	5.9915	6.11178	1	0.003872	0.003872	1.65	1.65
NUM190	5.9915	5.726739	0	-0.007391	0	1.65	1.65
NUM191	5.9915	5.2023	0	0.00576	0	1.65	1.65
NUM192	5.9915	5.306972	0	-0.001097	0	1.65	1.65
NUM193	5.9915	5.106823	0	0.014493	0	1.65	1.65
NUM194	5.9915	5.117918	0	0.016219	0	1.65	1.65
NUM195	5.9915	4.745983	0	0.026718	0	1.65	1.65
NUM196	5.9915	4.517972	0	0.002177	0	1.65	1.65
NUM197	5.9915	4.224735	0	0.023535	0	1.65	1.65
NUM198	5.9915	4.109073	0	0.048524	0	1.65	1.65
NUM199	5.9915	3.584756	0	0.054072	0	1.65	1.65
NUM200	5.9915	3.703922	0	0.042658	0	1.65	1.65
NUM201	5.9915	3.634293	0	0.039234	0	1.65	1.65
NUM202	5.9915	3.593573	0	0.061282	0	1.65	1.65
NUM203	5.9915	3.3239	0	0.047163	0	1.65	1.65
NUM204	5.9915	3.507106	0	0.084941	0	1.65	1.65
NUM205	5.9915	3.499126	0	0.084703	0	1.65	1.65
NUM206	5.9915	3.053791	0	0.047562	0	1.65	1.65
NUM207	5.9915	2.849708	0	0.082791	0	1.65	1.65
NUM208	5.9915	2.600701	0	0.074548	0	1.65	1.65
NUM209	5.9915	2.64998	0	0.085778	0	1.65	1.65
NUM210	5.9915	2.501662	0	0.083343	0	1.65	1.65
NUM211	5.9915	3.190811	0	0.086705	0	1.65	1.65
NUM212	5.9915	3.174678	0	0.092203	0	1.65	1.65
NUM213	5.9915	3.098309	0	0.067887	0	1.65	1.65
NUM214	5.9915	3.504852	0	0.038081	0	1.65	1.65
NUM215	5.9915	4.157839	0	0.069758	0	1.65	1.65
NUM216	5.9915	3.580573	0	0.08921	0	1.65	1.65

Data	Chi-Square	Jarque-Bera	Normality	Skewness	Dummy for Skewness	α	Cornis Fisher Expansion (α')
NUM217	5.9915	3.606179	0	0.088699	0	1.65	1.65
NUM218	5.9915	2.704956	0	0.089814	0	1.65	1.65
NUM219	5.9915	2.648716	0	0.095273	0	1.65	1.65
NUM220	5.9915	2.910631	0	0.074959	0	1.65	1.65
NUM221	5.9915	3.37934	0	0.043998	0	1.65	1.65
NUM222	5.9915	3.703541	0	0.066281	0	1.65	1.65
NUM223	5.9915	5.005684	0	0.065363	0	1.65	1.65
NUM224	5.9915	6.427718	1	0.087147	0.087147	1.65	1.62
NUM225	5.9915	7.131303	1	0.119679	0.119679	1.65	1.62
NUM226	5.9915	7.018307	1	0.115724	0.115724	1.65	1.62
NUM227	5.9915	8.364206	1	0.099169	0.099169	1.65	1.62
NUM228	5.9915	8.403163	1	0.106601	0.106601	1.65	1.62
NUM229	5.9915	10.51729	1	0.109778	0.109778	1.65	1.62
NUM230	5.9915	9.477047	1	0.109743	0.109743	1.65	1.62
NUM231	5.9915	7.584504	1	0.008809	0.008809	1.65	1.65
NUM232	5.9915	5.884728	0	-0.044058	0	1.65	1.65
NUM233	5.9915	5.277066	0	-0.074905	0	1.65	1.65
NUM234	5.9915	3.950959	0	0.15702	0	1.65	1.65
NUM235	5.9915	3.956382	0	0.158856	0	1.65	1.65
NUM236	5.9915	27.55083	1	-0.745103	-0.745103	1.65	1.86
NUM237	5.9915	35.42391	1	-0.235258	-0.235258	1.65	1.72
NUM238	5.9915	37.62562	1	-0.248242	-0.248242	1.65	1.72
NUM239	5.9915	31.29413	1	-0.219147	-0.219147	1.65	1.71
NUM240	5.9915	30.06011	1	-0.17862	-0.17862	1.65	1.70
NUM241	5.9915	30.37917	1	-0.158507	-0.158507	1.65	1.70
NUM242	5.9915	31.14981	1	-0.172379	-0.172379	1.65	1.70
NUM243	5.9915	30.81065	1	-0.206987	-0.206987	1.65	1.71
NUM244	5.9915	31.12311	1	-0.200036	-0.200036	1.65	1.71
NUM245	5.9915	29.00793	1	-0.201885	-0.201885	1.65	1.71
NUM246	5.9915	30.35147	1	-0.198857	-0.198857	1.65	1.71
NUM247	5.9915	27.22839	1	-0.173934	-0.173934	1.65	1.70
NUM248	5.9915	26.33715	1	-0.167934	-0.167934	1.65	1.70
NUM249	5.9915	25.68828	1	-0.186564	-0.186564	1.65	1.70
NUM250	5.9915	25.85835	1	-0.185267	-0.185267	1.65	1.70
NUM251	5.9915	27.28613	1	-0.21899	-0.21899	1.65	1.71
NUM252	5.9915	27.55742	1	-0.233743	-0.233743	1.65	1.72
NUM253	5.9915	27.18384	1	-0.217829	-0.217829	1.65	1.71
NUM254	5.9915	26.92995	1	-0.233654	-0.233654	1.65	1.72
NUM255	5.9915	26.99139	1	-0.236233	-0.236233	1.65	1.72
NUM256	5.9915	26.45314	1	-0.247222	-0.247222	1.65	1.72
NUM257	5.9915	26.35893	1	-0.253652	-0.253652	1.65	1.72
NUM258	5.9915	30.71143	1	-0.252365	-0.252365	1.65	1.72
NUM259	5.9915	33.01994	1	-0.277353	-0.277353	1.65	1.73
NUM260	5.9915	33.59159	1	-0.263314	-0.263314	1.65	1.73
NUM261	5.9915	34.39446	1	-0.282956	-0.282956	1.65	1.73
NUM262	5.9915	30.45633	1	-0.269156	-0.269156	1.65	1.73
NUM263	5.9915	27.65338	1	-0.230174	-0.230174	1.65	1.72
NUM264	5.9915	27.71007	1	-0.227078	-0.227078	1.65	1.72
NUM265	5.9915	28.72843	1	-0.206073	-0.206073	1.65	1.71
NUM266	5.9915	32.48057	1	-0.245435	-0.245435	1.65	1.72
NUM267	5.9915	29.19276	1	-0.233664	-0.233664	1.65	1.72
NUM268	5.9915	29.40497	1	-0.250595	-0.250595	1.65	1.72
NUM269	5.9915	27.40026	1	-0.249779	-0.249779	1.65	1.72
NUM270	5.9915	24.65989	1	-0.232265	-0.232265	1.65	1.72
NUM271	5.9915	24.40426	1	-0.217805	-0.217805	1.65	1.71
NUM272	5.9915	24.09531	1	-0.205119	-0.205119	1.65	1.71
NUM273	5.9915	21.68254	1	-0.212474	-0.212474	1.65	1.71
NUM274	5.9915	21.91813	1	-0.211858	-0.211858	1.65	1.71
NUM275	5.9915	23.71353	1	-0.241239	-0.241239	1.65	1.72

Data	Chi-Square	Jarque-Bera	Normality	Skewness	Dummy for Skewness	α	Cornis Fisher Expansion (α')
NUM276	5.9915	23.2952	1	-0.25121	-0.25121	1.65	1.72
NUM277	5.9915	25.7549	1	-0.277527	-0.277527	1.65	1.73
NUM278	5.9915	31.46573	1	-0.295067	-0.295067	1.65	1.73
NUM279	5.9915	39.05162	1	-0.393542	-0.393542	1.65	1.76
NUM280	5.9915	41.46084	1	-0.409066	-0.409066	1.65	1.77
NUM281	5.9915	45.52163	1	-0.40232	-0.40232	1.65	1.77
NUM282	5.9915	45.39064	1	-0.390093	-0.390093	1.65	1.76
NUM283	5.9915	39.41665	1	-0.358964	-0.358964	1.65	1.75
NUM284	5.9915	43.52126	1	-0.391196	-0.391196	1.65	1.76
NUM285	5.9915	50.94982	1	-0.419675	-0.419675	1.65	1.77
NUM286	5.9915	52.04415	1	-0.387184	-0.387184	1.65	1.76
NUM287	5.9915	45.13772	1	-0.350681	-0.350681	1.65	1.75
NUM288	5.9915	44.82	1	-0.384861	-0.384861	1.65	1.76
NUM289	5.9915	45.4093	1	-0.380647	-0.380647	1.65	1.76
NUM290	5.9915	46.50666	1	-0.352113	-0.352113	1.65	1.75
NUM291	5.9915	48.03389	1	-0.383107	-0.383107	1.65	1.76
NUM292	5.9915	47.90554	1	-0.39059	-0.39059	1.65	1.76
NUM293	5.9915	48.51388	1	-0.408232	-0.408232	1.65	1.77
NUM294	5.9915	47.38152	1	-0.386538	-0.386538	1.65	1.76
NUM295	5.9915	47.8794	1	-0.389694	-0.389694	1.65	1.76
NUM296	5.9915	47.93992	1	-0.357505	-0.357505	1.65	1.75
NUM297	5.9915	48.88601	1	-0.36679	-0.36679	1.65	1.76
NUM298	5.9915	48.42096	1	-0.363333	-0.363333	1.65	1.75
NUM299	5.9915	51.84723	1	-0.382985	-0.382985	1.65	1.76
NUM300	5.9915	49.56168	1	-0.395092	-0.395092	1.65	1.76
NUM301	5.9915	50.05182	1	-0.392774	-0.392774	1.65	1.76
NUM302	5.9915	50.3124	1	-0.395657	-0.395657	1.65	1.76
NUM303	5.9915	50.64544	1	-0.395447	-0.395447	1.65	1.76
NUM304	5.9915	50.98974	1	-0.428154	-0.428154	1.65	1.77
NUM305	5.9915	52.03877	1	-0.408798	-0.408798	1.65	1.77
NUM306	5.9915	56.32527	1	-0.398881	-0.398881	1.65	1.76
NUM307	5.9915	58.85047	1	-0.409629	-0.409629	1.65	1.77
NUM308	5.9915	61.85522	1	-0.398841	-0.398841	1.65	1.76
NUM309	5.9915	61.52321	1	-0.409131	-0.409131	1.65	1.77
NUM310	5.9915	65.02479	1	-0.408906	-0.408906	1.65	1.77
NUM311	5.9915	64.54779	1	-0.409683	-0.409683	1.65	1.77
NUM312	5.9915	61.81566	1	-0.391942	-0.391942	1.65	1.76
NUM313	5.9915	62.82638	1	-0.383744	-0.383744	1.65	1.76
NUM314	5.9915	62.60407	1	-0.384436	-0.384436	1.65	1.76
NUM315	5.9915	62.91685	1	-0.398663	-0.398663	1.65	1.76
NUM316	5.9915	66.82922	1	-0.437225	-0.437225	1.65	1.78
NUM317	5.9915	67.19777	1	-0.439185	-0.439185	1.65	1.78
NUM318	5.9915	71.83864	1	-0.437995	-0.437995	1.65	1.78
NUM319	5.9915	67.09264	1	-0.422457	-0.422457	1.65	1.77
NUM320	5.9915	65.58749	1	-0.402132	-0.402132	1.65	1.77
NUM321	5.9915	67.4404	1	-0.389698	-0.389698	1.65	1.76
NUM322	5.9915	65.38722	1	-0.404194	-0.404194	1.65	1.77
NUM323	5.9915	64.07	1	-0.382814	-0.382814	1.65	1.76
NUM324	5.9915	64.88887	1	-0.394227	-0.394227	1.65	1.76
NUM325	5.9915	62.40066	1	-0.380514	-0.380514	1.65	1.76
NUM326	5.9915	55.69551	1	-0.362905	-0.362905	1.65	1.75
NUM327	5.9915	56.40648	1	-0.339587	-0.339587	1.65	1.75
NUM328	5.9915	56.22447	1	-0.334365	-0.334365	1.65	1.75
NUM329	5.9915	56.48268	1	-0.364251	-0.364251	1.65	1.75
NUM330	5.9915	61.40364	1	-0.38865	-0.38865	1.65	1.76
NUM331	5.9915	76.63272	1	-0.343249	-0.343249	1.65	1.75
NUM332	5.9915	97.3797	1	-0.30973	-0.30973	1.65	1.74
NUM333	5.9915	105.5049	1	-0.30226	-0.30226	1.65	1.74
NUM334	5.9915	102.1123	1	-0.292448	-0.292448	1.65	1.73

Data	Chi-Square	Jarque-Bera	Normality	Skewness	Dummy for Skewness	α	Cornis Fisher Expansion (α')
NUM335	5.9915	124.9901	1	-0.288385	-0.288385	1.65	1.73
NUM336	5.9915	71.22658	1	0.673569	0.673569	1.65	1.46
NUM337	5.9915	3.037426	0	-0.337904	0	1.65	1.65
NUM338	5.9915	3.695616	0	-0.35833	0	1.65	1.65
NUM339	5.9915	6.300962	1	-0.567017	-0.567017	1.65	1.81
NUM340	5.9915	6.334394	1	-0.564515	-0.564515	1.65	1.81
NUM341	5.9915	6.404149	1	-0.567202	-0.567202	1.65	1.81
NUM342	5.9915	5.859562	0	-0.546535	0	1.65	1.65
NUM343	5.9915	6.304896	1	-0.555117	-0.555117	1.65	1.81
NUM344	5.9915	5.519528	0	-0.529554	0	1.65	1.65
NUM345	5.9915	6.646565	1	-0.572602	-0.572602	1.65	1.81
NUM346	5.9915	6.459297	1	-0.580645	-0.580645	1.65	1.82
NUM347	5.9915	7.9257	1	-0.619963	-0.619963	1.65	1.83
NUM348	5.9915	9.357013	1	-0.658341	-0.658341	1.65	1.84
NUM349	5.9915	8.074245	1	-0.617618	-0.617618	1.65	1.83
NUM350	5.9915	8.23506	1	-0.616043	-0.616043	1.65	1.83
NUM351	5.9915	8.343428	1	-0.616171	-0.616171	1.65	1.83
NUM352	5.9915	8.245074	1	-0.617427	-0.617427	1.65	1.83
NUM353	5.9915	7.376544	1	-0.5977	-0.5977	1.65	1.82
NUM354	5.9915	6.400996	1	-0.577397	-0.577397	1.65	1.82
NUM355	5.9915	6.373988	1	-0.576042	-0.576042	1.65	1.82
NUM356	5.9915	5.326084	0	-0.536699	0	1.65	1.65
NUM357	5.9915	5.259197	0	-0.530184	0	1.65	1.65
NUM358	5.9915	3.627239	0	-0.429784	0	1.65	1.65
NUM359	5.9915	2.066976	0	-0.291871	0	1.65	1.65
NUM360	5.9915	2.040583	0	-0.289094	0	1.65	1.65
NUM361	5.9915	2.018491	0	-0.293555	0	1.65	1.65
NUM362	5.9915	2.67318	0	-0.307961	0	1.65	1.65
NUM363	5.9915	2.85014	0	-0.303579	0	1.65	1.65
NUM364	5.9915	2.702777	0	-0.290298	0	1.65	1.65
NUM365	5.9915	2.680449	0	-0.288832	0	1.65	1.65
NUM366	5.9915	2.707026	0	-0.269704	0	1.65	1.65
NUM367	5.9915	1.813076	0	-0.167089	0	1.65	1.65
NUM368	5.9915	1.694178	0	-0.144034	0	1.65	1.65
NUM369	5.9915	2.136074	0	-0.17562	0	1.65	1.65
NUM370	5.9915	1.164207	0	-0.033933	0	1.65	1.65
NUM371	5.9915	1.220957	0	-0.038974	0	1.65	1.65
NUM372	5.9915	1.046779	0	-0.033617	0	1.65	1.65
NUM373	5.9915	2.138418	0	-0.169049	0	1.65	1.65
NUM374	5.9915	2.025745	0	-0.131448	0	1.65	1.65
NUM375	5.9915	1.597308	0	-0.131459	0	1.65	1.65
NUM376	5.9915	1.630056	0	-0.100237	0	1.65	1.65
NUM377	5.9915	1.530585	0	-0.084377	0	1.65	1.65
NUM378	5.9915	1.314821	0	-0.094525	0	1.65	1.65
NUM379	5.9915	1.350794	0	-0.09437	0	1.65	1.65
NUM380	5.9915	0.932127	0	-0.048275	0	1.65	1.65
NUM381	5.9915	0.929217	0	-0.05572	0	1.65	1.65
NUM382	5.9915	0.826919	0	-0.045127	0	1.65	1.65
NUM383	5.9915	1.103953	0	-0.040873	0	1.65	1.65
NUM384	5.9915	1.035821	0	-0.048894	0	1.65	1.65
NUM385	5.9915	0.778789	0	-0.061307	0	1.65	1.65
NUM386	5.9915	1.037385	0	-0.076465	0	1.65	1.65
NUM387	5.9915	1.261412	0	-0.009887	0	1.65	1.65
NUM388	5.9915	1.144818	0	0.006562	0	1.65	1.65
NUM389	5.9915	0.765551	0	0.023247	0	1.65	1.65
NUM390	5.9915	0.754182	0	0.023824	0	1.65	1.65
NUM391	5.9915	0.87135	0	0.038528	0	1.65	1.65
NUM392	5.9915	0.62829	0	0.062177	0	1.65	1.65
NUM393	5.9915	0.400562	0	0.019887	0	1.65	1.65

Data	Chi-Square	Jarque-Bera	Normality	Skewness	Dummy for Skewness	α	Cornis Fisher Expansion (α')
NUM394	5.9915	0.465393	0	0.002247	0	1.65	1.65
NUM395	5.9915	0.303414	0	-0.037198	0	1.65	1.65
NUM396	5.9915	16.41939	1	-0.535834	-0.535834	1.65	1.80
NUM397	5.9915	13.31845	1	-0.477899	-0.477899	1.65	1.79
NUM398	5.9915	13.64792	1	-0.509764	-0.509764	1.65	1.80
NUM399	5.9915	13.51965	1	-0.529802	-0.529802	1.65	1.80
NUM400	5.9915	10.96929	1	-0.371969	-0.371969	1.65	1.76
NUM401	5.9915	11.09184	1	-0.361975	-0.361975	1.65	1.75
NUM402	5.9915	10.20152	1	-0.347327	-0.347327	1.65	1.75
NUM403	5.9915	10.3627	1	-0.347409	-0.347409	1.65	1.75
NUM404	5.9915	10.86171	1	-0.344492	-0.344492	1.65	1.75
NUM405	5.9915	11.0319	1	-0.3537	-0.3537	1.65	1.75
NUM406	5.9915	11.00557	1	-0.352365	-0.352365	1.65	1.75
NUM407	5.9915	15.55571	1	-0.543395	-0.543395	1.65	1.81
NUM408	5.9915	14.80951	1	-0.523944	-0.523944	1.65	1.80
NUM409	5.9915	516.1945	1	-2.114176	-2.114176	1.65	2.26
NUM410	5.9915	469.2146	1	-2.024565	-2.024565	1.65	2.23
NUM411	5.9915	339.8855	1	-1.316722	-1.316722	1.65	2.03
NUM412	5.9915	349.6468	1	-1.342136	-1.342136	1.65	2.04
NUM413	5.9915	304.2839	1	-1.279683	-1.279683	1.65	2.02
NUM414	5.9915	237.183	1	-1.233909	-1.233909	1.65	2.00
NUM415	5.9915	183.2329	1	-0.964057	-0.964057	1.65	1.93
NUM416	5.9915	181.3001	1	-0.964584	-0.964584	1.65	1.93
NUM417	5.9915	151.4129	1	-0.936023	-0.936023	1.65	1.92
NUM418	5.9915	150.5835	1	-0.934092	-0.934092	1.65	1.92
NUM419	5.9915	125.2561	1	-1.058645	-1.058645	1.65	1.95
NUM420	5.9915	100.7492	1	-1.032922	-1.032922	1.65	1.95
NUM421	5.9915	83.18365	1	-0.984092	-0.984092	1.65	1.93
NUM422	5.9915	83.44632	1	-0.9842	-0.9842	1.65	1.93
NUM423	5.9915	70.32037	1	-0.894909	-0.894909	1.65	1.91
NUM424	5.9915	68.39537	1	-0.900713	-0.900713	1.65	1.91
NUM425	5.9915	64.75794	1	-0.904173	-0.904173	1.65	1.91
NUM426	5.9915	67.46458	1	-0.914032	-0.914032	1.65	1.91
NUM427	5.9915	67.68901	1	-0.928305	-0.928305	1.65	1.92
NUM428	5.9915	65.34651	1	-0.909572	-0.909572	1.65	1.91
NUM429	5.9915	53.05373	1	-0.774341	-0.774341	1.65	1.87
NUM430	5.9915	53.20005	1	-0.7797	-0.7797	1.65	1.87
NUM431	5.9915	53.80415	1	-0.788156	-0.788156	1.65	1.88
NUM432	5.9915	52.72818	1	-0.77361	-0.77361	1.65	1.87
NUM433	5.9915	43.99495	1	-0.733145	-0.733145	1.65	1.86
NUM434	5.9915	44.96021	1	-0.758127	-0.758127	1.65	1.87
NUM435	5.9915	44.88114	1	-0.755827	-0.755827	1.65	1.87
NUM436	5.9915	36.97538	1	-0.716056	-0.716056	1.65	1.86
NUM437	5.9915	36.92954	1	-0.711308	-0.711308	1.65	1.85
NUM438	5.9915	36.26862	1	-0.715138	-0.715138	1.65	1.86
NUM439	5.9915	36.06468	1	-0.708218	-0.708218	1.65	1.85
NUM440	5.9915	37.51515	1	-0.736177	-0.736177	1.65	1.86
NUM441	5.9915	36.88913	1	-0.726509	-0.726509	1.65	1.86
NUM442	5.9915	34.52018	1	-0.729775	-0.729775	1.65	1.86
NUM443	5.9915	34.14664	1	-0.720542	-0.720542	1.65	1.86
NUM444	5.9915	31.69854	1	-0.699828	-0.699828	1.65	1.85
NUM445	5.9915	31.72525	1	-0.704536	-0.704536	1.65	1.85
NUM446	5.9915	33.17126	1	-0.713119	-0.713119	1.65	1.85
NUM447	5.9915	33.16453	1	-0.712275	-0.712275	1.65	1.85
NUM448	5.9915	33.18205	1	-0.715111	-0.715111	1.65	1.86
NUM449	5.9915	34.41166	1	-0.742397	-0.742397	1.65	1.86
NUM450	5.9915	26.75951	1	-0.575074	-0.575074	1.65	1.82
NUM451	5.9915	24.13184	1	-0.565031	-0.565031	1.65	1.81
NUM452	5.9915	22.75242	1	-0.535659	-0.535659	1.65	1.80

Data	Chi-Square	Jarque-Bera	Normality	Skewness	Dummy for Skewness	α	Cornis Fisher Expansion (α')
NUM453	5.9915	22.26819	1	-0.530451	-0.530451	1.65	1.80
NUM454	5.9915	19.05122	1	-0.418791	-0.418791	1.65	1.77
NUM455	5.9915	17.18358	1	-0.392959	-0.392959	1.65	1.76
NUM456	5.9915	18.18981	1	-0.425555	-0.425555	1.65	1.77
NUM457	5.9915	16.8932	1	-0.402169	-0.402169	1.65	1.77
NUM458	5.9915	17.56448	1	-0.380358	-0.380358	1.65	1.76
NUM459	5.9915	18.94186	1	-0.367736	-0.367736	1.65	1.76
NUM460	5.9915	18.97817	1	-0.372944	-0.372944	1.65	1.76
NUM461	5.9915	18.61539	1	-0.353399	-0.353399	1.65	1.75
NUM462	5.9915	18.6362	1	-0.355067	-0.355067	1.65	1.75
NUM463	5.9915	19.13279	1	-0.350859	-0.350859	1.65	1.75
NUM464	5.9915	17.05034	1	-0.357443	-0.357443	1.65	1.75
NUM465	5.9915	17.05508	1	-0.357627	-0.357627	1.65	1.75
NUM466	5.9915	15.73266	1	-0.343893	-0.343893	1.65	1.75
NUM467	5.9915	15.44587	1	-0.354355	-0.354355	1.65	1.75
NUM468	5.9915	15.37955	1	-0.371967	-0.371967	1.65	1.76
NUM469	5.9915	15.21347	1	-0.353058	-0.353058	1.65	1.75
NUM470	5.9915	14.48984	1	-0.334451	-0.334451	1.65	1.75
NUM471	5.9915	14.42426	1	-0.350265	-0.350265	1.65	1.75
NUM472	5.9915	12.58027	1	-0.335046	-0.335046	1.65	1.75
NUM473	5.9915	14.28536	1	-0.373666	-0.373666	1.65	1.76
NUM474	5.9915	14.4716	1	-0.377762	-0.377762	1.65	1.76
NUM475	5.9915	14.63008	1	-0.366824	-0.366824	1.65	1.76
NUM476	5.9915	13.60292	1	-0.350379	-0.350379	1.65	1.75
NUM477	5.9915	13.38757	1	-0.37033	-0.37033	1.65	1.76
NUM478	5.9915	13.4231	1	-0.362907	-0.362907	1.65	1.75
NUM479	5.9915	13.44512	1	-0.361221	-0.361221	1.65	1.75
NUM480	5.9915	13.6601	1	-0.332748	-0.332748	1.65	1.75
NUM481	5.9915	13.59647	1	-0.327828	-0.327828	1.65	1.74
NUM482	5.9915	13.7127	1	-0.347301	-0.347301	1.65	1.75
NUM483	5.9915	12.57478	1	-0.31495	-0.31495	1.65	1.74
NUM484	5.9915	12.2754	1	-0.297108	-0.297108	1.65	1.74
NUM485	5.9915	11.65709	1	-0.299459	-0.299459	1.65	1.74
NUM486	5.9915	11.57995	1	-0.313425	-0.313425	1.65	1.74
NUM487	5.9915	11.6153	1	-0.321117	-0.321117	1.65	1.74
NUM488	5.9915	12.35609	1	-0.337786	-0.337786	1.65	1.75
NUM489	5.9915	13.23184	1	-0.360407	-0.360407	1.65	1.75
NUM490	5.9915	13.4857	1	-0.36877	-0.36877	1.65	1.76
NUM491	5.9915	13.49786	1	-0.36964	-0.36964	1.65	1.76
NUM492	5.9915	14.34066	1	-0.394954	-0.394954	1.65	1.76
NUM493	5.9915	16.02811	1	-0.419792	-0.419792	1.65	1.77
NUM494	5.9915	15.4589	1	-0.406252	-0.406252	1.65	1.77
NUM495	5.9915	17.1109	1	-0.433879	-0.433879	1.65	1.77
NUM496	5.9915	20.54492	1	-0.429635	-0.429635	1.65	1.77
NUM497	5.9915	20.41916	1	-0.396458	-0.396458	1.65	1.76
NUM498	5.9915	19.73154	1	-0.399773	-0.399773	1.65	1.76
NUM499	5.9915	19.42909	1	-0.380122	-0.380122	1.65	1.76
NUM500	5.9915	21.46962	1	-0.374203	-0.374203	1.65	1.76
NUM501	5.9915	21.05318	1	-0.36262	-0.36262	1.65	1.75
NUM502	5.9915	21.27167	1	-0.365988	-0.365988	1.65	1.76
NUM503	5.9915	20.59868	1	-0.340506	-0.340506	1.65	1.75
NUM504	5.9915	20.61423	1	-0.338983	-0.338983	1.65	1.75
NUM505	5.9915	20.44513	1	-0.34872	-0.34872	1.65	1.75
NUM506	5.9915	20.45471	1	-0.358565	-0.358565	1.65	1.75
NUM507	5.9915	25.20515	1	-0.377908	-0.377908	1.65	1.76
NUM508	5.9915	25.61327	1	-0.388967	-0.388967	1.65	1.76
NUM509	5.9915	6.044921	1	0.128733	0.128733	1.65	1.61
NUM510	5.9915	7.016335	1	0.145668	0.145668	1.65	1.61
NUM511	5.9915	7.610219	1	0.026592	0.026592	1.65	1.64

Data	Chi-Square	Jarque-Bera	Normality	Skewness	Dummy for Skewness	α	Cornis Fisher Expansion (α')
NUM512	5.9915	7.607547	1	0.028413	0.028413	1.65	1.64
NUM513	5.9915	8.849487	1	0.028571	0.028571	1.65	1.64
NUM514	5.9915	11.4453	1	0.068807	0.068807	1.65	1.63
NUM515	5.9915	14.01497	1	-0.007508	-0.007508	1.65	1.65
NUM516	5.9915	12.28905	1	-0.008607	-0.008607	1.65	1.65
NUM517	5.9915	13.83929	1	-0.012858	-0.012858	1.65	1.65
NUM518	5.9915	14.84861	1	-0.043397	-0.043397	1.65	1.66
NUM519	5.9915	10.14748	1	0.336202	0.336202	1.65	1.55
NUM520	5.9915	10.72854	1	0.471366	0.471366	1.65	1.51
NUM521	5.9915	13.85395	1	0.602934	0.602934	1.65	1.48
NUM522	5.9915	13.63813	1	0.598884	0.598884	1.65	1.48
NUM523	5.9915	16.97789	1	0.613367	0.613367	1.65	1.47
NUM524	5.9915	17.63035	1	0.621496	0.621496	1.65	1.47
NUM525	5.9915	21.04757	1	0.654264	0.654264	1.65	1.46
NUM526	5.9915	20.55228	1	0.648926	0.648926	1.65	1.46
NUM527	5.9915	19.84703	1	0.663343	0.663343	1.65	1.46
NUM528	5.9915	20.46912	1	0.663891	0.663891	1.65	1.46
NUM529	5.9915	18.70573	1	0.613826	0.613826	1.65	1.47
NUM530	5.9915	18.84302	1	0.618497	0.618497	1.65	1.47
NUM531	5.9915	17.38335	1	0.590968	0.590968	1.65	1.48
NUM532	5.9915	15.70327	1	0.55062	0.55062	1.65	1.49
NUM533	5.9915	20.42113	1	0.683458	0.683458	1.65	1.45
NUM534	5.9915	19.6715	1	0.674047	0.674047	1.65	1.46
NUM535	5.9915	17.55944	1	0.654458	0.654458	1.65	1.46
NUM536	5.9915	23.35814	1	0.843766	0.843766	1.65	1.41
NUM537	5.9915	22.87707	1	0.847399	0.847399	1.65	1.41
NUM538	5.9915	24.51087	1	0.882204	0.882204	1.65	1.40
NUM539	5.9915	23.83245	1	0.880713	0.880713	1.65	1.40
NUM540	5.9915	21.04656	1	0.851929	0.851929	1.65	1.41
NUM541	5.9915	19.00664	1	0.810783	0.810783	1.65	1.42
NUM542	5.9915	18.73043	1	0.811869	0.811869	1.65	1.42
NUM543	5.9915	18.49203	1	0.812215	0.812215	1.65	1.42
NUM544	5.9915	20.2101	1	0.820017	0.820017	1.65	1.41
NUM545	5.9915	19.89848	1	0.830025	0.830025	1.65	1.41
NUM546	5.9915	18.31216	1	0.796339	0.796339	1.65	1.42
NUM547	5.9915	18.49247	1	0.806884	0.806884	1.65	1.42
NUM548	5.9915	18.73531	1	0.813102	0.813102	1.65	1.42
NUM549	5.9915	18.92193	1	0.831224	0.831224	1.65	1.41
NUM550	5.9915	9.92556	1	0.623511	0.623511	1.65	1.47
NUM551	5.9915	12.30413	1	0.656511	0.656511	1.65	1.46
NUM552	5.9915	11.80627	1	0.644424	0.644424	1.65	1.46
NUM553	5.9915	11.82334	1	0.644787	0.644787	1.65	1.46
NUM554	5.9915	1.565097	0	0.227914	0	1.65	1.65
NUM555	5.9915	1.627505	0	0.221394	0	1.65	1.65
NUM556	5.9915	1.744265	0	0.249938	0	1.65	1.65
NUM557	5.9915	1.49093	0	0.237449	0	1.65	1.65
NUM558	5.9915	1.398368	0	0.230024	0	1.65	1.65
NUM559	5.9915	1.481838	0	0.237129	0	1.65	1.65
NUM560	5.9915	1.464061	0	0.220239	0	1.65	1.65
NUM561	5.9915	1.339639	0	0.211723	0	1.65	1.65
NUM562	5.9915	1.279486	0	0.196698	0	1.65	1.65
NUM563	5.9915	1.329077	0	0.18838	0	1.65	1.65
NUM564	5.9915	1.240534	0	0.183208	0	1.65	1.65
NUM565	5.9915	1.297073	0	0.152723	0	1.65	1.65
NUM566	5.9915	1.328478	0	0.149248	0	1.65	1.65
NUM567	5.9915	1.376301	0	0.180782	0	1.65	1.65
NUM568	5.9915	1.586234	0	0.218663	0	1.65	1.65
NUM569	5.9915	1.408951	0	0.184049	0	1.65	1.65
NUM570	5.9915	1.225299	0	0.178448	0	1.65	1.65

Data	Chi-Square	Jarque-Bera	Normality	Skewness	Dummy for Skewness	α	Cornis Fisher Expansion (α')
NUM571	5.9915	1.475774	0	0.214899	0	1.65	1.65
NUM572	5.9915	2.789189	0	0.317254	0	1.65	1.65
NUM573	5.9915	2.998454	0	0.347275	0	1.65	1.65
NUM574	5.9915	3.062338	0	0.345765	0	1.65	1.65
NUM575	5.9915	3.09925	0	0.348926	0	1.65	1.65
NUM576	5.9915	3.191387	0	0.355877	0	1.65	1.65
NUM577	5.9915	3.141689	0	0.358949	0	1.65	1.65
NUM578	5.9915	3.332252	0	0.371709	0	1.65	1.65
NUM579	5.9915	3.554754	0	0.379234	0	1.65	1.65
NUM580	5.9915	3.458547	0	0.350302	0	1.65	1.65
NUM581	5.9915	3.293248	0	0.31929	0	1.65	1.65
NUM582	5.9915	3.431079	0	0.343613	0	1.65	1.65
NUM583	5.9915	3.677208	0	0.373258	0	1.65	1.65
NUM584	5.9915	3.433201	0	0.360958	0	1.65	1.65
NUM585	5.9915	3.508168	0	0.366654	0	1.65	1.65
NUM586	5.9915	3.530978	0	0.36157	0	1.65	1.65
NUM587	5.9915	3.689439	0	0.344157	0	1.65	1.65
NUM588	5.9915	3.790171	0	0.348531	0	1.65	1.65
NUM589	5.9915	3.746529	0	0.323765	0	1.65	1.65
NUM590	5.9915	3.537592	0	0.293102	0	1.65	1.65
NUM591	5.9915	3.598234	0	0.298328	0	1.65	1.65
NUM592	5.9915	3.931005	0	0.321658	0	1.65	1.65
NUM593	5.9915	3.80661	0	0.305101	0	1.65	1.65
NUM594	5.9915	3.466326	0	0.281337	0	1.65	1.65
NUM595	5.9915	3.766065	0	0.293145	0	1.65	1.65
NUM596	5.9915	3.466687	0	0.281398	0	1.65	1.65
NUM597	5.9915	3.18805	0	0.249684	0	1.65	1.65
NUM598	5.9915	3.177083	0	0.285824	0	1.65	1.65
NUM599	5.9915	2.914313	0	0.253249	0	1.65	1.65
NUM600	5.9915	2.934407	0	0.226156	0	1.65	1.65
NUM601	5.9915	2.684347	0	0.194118	0	1.65	1.65
NUM602	5.9915	2.435923	0	0.166235	0	1.65	1.65
NUM603	5.9915	2.374218	0	0.168504	0	1.65	1.65
NUM604	5.9915	2.678709	0	0.158958	0	1.65	1.65
NUM605	5.9915	2.923894	0	0.190231	0	1.65	1.65
NUM606	5.9915	2.929586	0	0.194332	0	1.65	1.65
NUM607	5.9915	3.028172	0	0.202084	0	1.65	1.65
NUM608	5.9915	3.30156	0	0.213944	0	1.65	1.65
NUM609	5.9915	3.316068	0	0.209196	0	1.65	1.65
NUM610	5.9915	3.339559	0	0.213645	0	1.65	1.65
NUM611	5.9915	3.384821	0	0.208871	0	1.65	1.65
NUM612	5.9915	3.425568	0	0.211677	0	1.65	1.65
NUM613	5.9915	3.123658	0	0.175019	0	1.65	1.65
NUM614	5.9915	3.224499	0	0.158724	0	1.65	1.65
NUM615	5.9915	3.210988	0	0.183668	0	1.65	1.65
NUM616	5.9915	3.216077	0	0.207469	0	1.65	1.65
NUM617	5.9915	3.110152	0	0.219643	0	1.65	1.65
NUM618	5.9915	3.160393	0	0.212224	0	1.65	1.65
NUM619	5.9915	2.899779	0	0.206325	0	1.65	1.65
NUM620	5.9915	2.591939	0	0.200621	0	1.65	1.65
NUM621	5.9915	2.307144	0	0.168092	0	1.65	1.65
NUM622	5.9915	2.333702	0	0.192357	0	1.65	1.65
NUM623	5.9915	2.30002	0	0.190011	0	1.65	1.65
NUM624	5.9915	2.311694	0	0.188605	0	1.65	1.65
NUM625	5.9915	2.588188	0	0.205965	0	1.65	1.65
NUM626	5.9915	2.672427	0	0.241568	0	1.65	1.65
NUM627	5.9915	2.717425	0	0.25697	0	1.65	1.65
NUM628	5.9915	2.532823	0	0.220902	0	1.65	1.65
NUM629	5.9915	3.313325	0	0.128149	0	1.65	1.65

Data	Chi-Square	Jarque-Bera	Normality	Skewness	Dummy for Skewness	α	Cornis Fisher Expansion (α')
NUM630	5.9915	3.326424	0	0.109563	0	1.65	1.65
NUM631	5.9915	3.172998	0	0.123289	0	1.65	1.65
NUM632	5.9915	3.010136	0	0.155012	0	1.65	1.65
NUM633	5.9915	3.079341	0	0.125882	0	1.65	1.65
NUM634	5.9915	2.961526	0	0.153477	0	1.65	1.65
NUM635	5.9915	3.181843	0	0.189762	0	1.65	1.65
NUM636	5.9915	3.121224	0	0.156517	0	1.65	1.65
NUM637	5.9915	2.831996	0	0.140527	0	1.65	1.65
NUM638	5.9915	2.599516	0	0.119667	0	1.65	1.65
NUM639	5.9915	2.37702	0	0.085176	0	1.65	1.65
NUM640	5.9915	2.193893	0	0.106961	0	1.65	1.65
NUM641	5.9915	2.201883	0	0.146343	0	1.65	1.65
NUM642	5.9915	2.136458	0	0.095843	0	1.65	1.65
NUM643	5.9915	1.899217	0	0.068837	0	1.65	1.65
NUM644	5.9915	1.656896	0	0.079541	0	1.65	1.65
NUM645	5.9915	1.45329	0	0.081633	0	1.65	1.65
NUM646	5.9915	1.222092	0	0.099376	0	1.65	1.65
NUM647	5.9915	1.091598	0	0.079946	0	1.65	1.65
NUM648	5.9915	1.124203	0	0.086698	0	1.65	1.65
NUM649	5.9915	0.932867	0	0.089121	0	1.65	1.65
NUM650	5.9915	0.924503	0	0.125018	0	1.65	1.65
NUM651	5.9915	0.770572	0	0.10148	0	1.65	1.65
NUM652	5.9915	0.680969	0	0.106029	0	1.65	1.65
NUM653	5.9915	0.557679	0	0.115463	0	1.65	1.65
NUM654	5.9915	0.420671	0	0.049099	0	1.65	1.65
NUM655	5.9915	0.282929	0	0.014895	0	1.65	1.65
NUM656	5.9915	0.260534	0	0.003104	0	1.65	1.65
NUM657	5.9915	0.299504	0	0.025759	0	1.65	1.65
NUM658	5.9915	0.298815	0	0.025565	0	1.65	1.65
NUM659	5.9915	0.313888	0	0.026718	0	1.65	1.65
NUM660	5.9915	0.226538	0	0.042416	0	1.65	1.65
NUM661	5.9915	0.252422	0	0.047472	0	1.65	1.65
NUM662	5.9915	0.292531	0	0.076838	0	1.65	1.65
NUM663	5.9915	0.362069	0	0.113792	0	1.65	1.65
NUM664	5.9915	0.329809	0	0.112796	0	1.65	1.65
NUM665	5.9915	0.21232	0	0.103103	0	1.65	1.65
NUM666	5.9915	0.287684	0	0.13091	0	1.65	1.65
NUM667	5.9915	0.261406	0	0.124955	0	1.65	1.65
NUM668	5.9915	0.151313	0	0.090523	0	1.65	1.65
NUM669	5.9915	0.173574	0	0.101909	0	1.65	1.65
NUM670	5.9915	0.122835	0	0.085703	0	1.65	1.65
NUM671	5.9915	0.115538	0	0.080156	0	1.65	1.65
NUM672	5.9915	0.119575	0	0.081418	0	1.65	1.65
NUM673	5.9915	0.077919	0	0.063637	0	1.65	1.65
NUM674	5.9915	0.101353	0	0.046008	0	1.65	1.65
NUM675	5.9915	0.102001	0	0.054822	0	1.65	1.65
NUM676	5.9915	0.13234	0	0.058822	0	1.65	1.65
NUM677	5.9915	0.250421	0	0.070346	0	1.65	1.65
NUM678	5.9915	0.22072	0	0.038657	0	1.65	1.65
NUM679	5.9915	0.479753	0	0.067891	0	1.65	1.65
NUM680	5.9915	0.447316	0	-0.022214	0	1.65	1.65
NUM681	5.9915	0.577049	0	0.013804	0	1.65	1.65
NUM682	5.9915	0.585102	0	0.007307	0	1.65	1.65
NUM683	5.9915	0.722317	0	-0.010656	0	1.65	1.65
NUM684	5.9915	0.909228	0	-0.108027	0	1.65	1.65
NUM685	5.9915	1.360576	0	-0.223542	0	1.65	1.65
NUM686	5.9915	1.65618	0	-0.230886	0	1.65	1.65
NUM687	5.9915	2.656311	0	-0.319951	0	1.65	1.65
NUM688	5.9915	2.617592	0	-0.329368	0	1.65	1.65

Data	Chi-Square	Jarque-Bera	Normality	Skewness	Dummy for Skewness	α	Cornis Fisher Expansion (α')
NUM689	5.9915	2.971913	0	-0.343816	0	1.65	1.65
NUM690	5.9915	1.899079	0	-0.245358	0	1.65	1.65
NUM691	5.9915	2.089115	0	-0.262787	0	1.65	1.65
NUM692	5.9915	2.378056	0	-0.264645	0	1.65	1.65
NUM693	5.9915	2.368717	0	-0.265317	0	1.65	1.65
NUM694	5.9915	1.693759	0	-0.226959	0	1.65	1.65
NUM695	5.9915	1.689763	0	-0.217428	0	1.65	1.65
NUM696	5.9915	1.713541	0	-0.221234	0	1.65	1.65
NUM697	5.9915	2.060431	0	-0.230603	0	1.65	1.65
NUM698	5.9915	2.363653	0	-0.252424	0	1.65	1.65
NUM699	5.9915	9.57499	1	-0.499417	-0.499417	1.65	1.79
NUM700	5.9915	10.14106	1	-0.515216	-0.515216	1.65	1.80
NUM701	5.9915	10.44813	1	-0.502263	-0.502263	1.65	1.79
NUM702	5.9915	10.52763	1	-0.50197	-0.50197	1.65	1.79
NUM703	5.9915	11.92719	1	-0.523575	-0.523575	1.65	1.80
NUM704	5.9915	16.12814	1	-0.747265	-0.747265	1.65	1.86
NUM705	5.9915	18.52727	1	-0.792411	-0.792411	1.65	1.88
NUM706	5.9915	18.53436	1	-0.791898	-0.791898	1.65	1.88
NUM707	5.9915	19.70659	1	-0.814393	-0.814393	1.65	1.88
NUM708	5.9915	20.19595	1	-0.816038	-0.816038	1.65	1.88
NUM709	5.9915	20.956	1	-0.820939	-0.820939	1.65	1.89
NUM710	5.9915	20.96414	1	-0.821205	-0.821205	1.65	1.89
NUM711	5.9915	23.03801	1	-0.846133	-0.846133	1.65	1.89
NUM712	5.9915	22.80192	1	-0.84308	-0.84308	1.65	1.89
NUM713	5.9915	23.2335	1	-0.777951	-0.777951	1.65	1.87
NUM714	5.9915	25.67454	1	-0.818197	-0.818197	1.65	1.88
NUM715	5.9915	24.2314	1	-0.798562	-0.798562	1.65	1.88
NUM716	5.9915	30.07115	1	-0.837885	-0.837885	1.65	1.89
NUM717	5.9915	33.83908	1	-0.786368	-0.786368	1.65	1.88
NUM718	5.9915	35.59444	1	-0.781742	-0.781742	1.65	1.87
NUM719	5.9915	32.33712	1	-0.757224	-0.757224	1.65	1.87
NUM720	5.9915	32.20359	1	-0.750957	-0.750957	1.65	1.87
NUM721	5.9915	33.52123	1	-0.739304	-0.739304	1.65	1.86
NUM722	5.9915	32.94273	1	-0.732262	-0.732262	1.65	1.86
NUM723	5.9915	32.2573	1	-0.751108	-0.751108	1.65	1.87
NUM724	5.9915	34.60496	1	-0.750962	-0.750962	1.65	1.87
NUM725	5.9915	39.09466	1	-0.760741	-0.760741	1.65	1.87
NUM726	5.9915	40.2615	1	-0.768845	-0.768845	1.65	1.87
NUM727	5.9915	47.80065	1	-0.817829	-0.817829	1.65	1.88
NUM728	5.9915	47.94111	1	-0.804306	-0.804306	1.65	1.88
NUM729	5.9915	41.55204	1	-0.858038	-0.858038	1.65	1.90
NUM730	5.9915	34.56801	1	-0.820412	-0.820412	1.65	1.89
NUM731	5.9915	33.07776	1	-0.789988	-0.789988	1.65	1.88
NUM732	5.9915	33.91682	1	-0.800387	-0.800387	1.65	1.88
NUM733	5.9915	34.23706	1	-0.805502	-0.805502	1.65	1.88
NUM734	5.9915	34.66413	1	-0.813176	-0.813176	1.65	1.88
NUM735	5.9915	38.63958	1	-0.836752	-0.836752	1.65	1.89
NUM736	5.9915	39.50381	1	-0.846263	-0.846263	1.65	1.89
NUM737	5.9915	39.58486	1	-0.850201	-0.850201	1.65	1.89
NUM738	5.9915	36.55361	1	-0.81394	-0.81394	1.65	1.88
NUM739	5.9915	37.58932	1	-0.801831	-0.801831	1.65	1.88
NUM740	5.9915	39.06908	1	-0.813971	-0.813971	1.65	1.88
NUM741	5.9915	44.54271	1	-0.856958	-0.856958	1.65	1.90
NUM742	5.9915	44.14634	1	-0.835571	-0.835571	1.65	1.89
NUM743	5.9915	37.27504	1	-0.785674	-0.785674	1.65	1.88
NUM744	5.9915	37.42173	1	-0.77322	-0.77322	1.65	1.87
NUM745	5.9915	32.27535	1	-0.710786	-0.710786	1.65	1.85
NUM746	5.9915	31.62535	1	-0.703177	-0.703177	1.65	1.85
NUM747	5.9915	29.88283	1	-0.675085	-0.675085	1.65	1.84

Data	Chi-Square	Jarque-Bera	Normality	Skewness	Dummy for Skewness	α	Cornis Fisher Expansion (α')
NUM748	5.9915	30.22458	1	-0.696699	-0.696699	1.65	1.85
NUM749	5.9915	25.52211	1	-0.632784	-0.632784	1.65	1.83
NUM750	5.9915	25.77276	1	-0.661814	-0.661814	1.65	1.84
NUM751	5.9915	25.58404	1	-0.6502	-0.6502	1.65	1.84
NUM752	5.9915	26.30205	1	-0.648123	-0.648123	1.65	1.84
NUM753	5.9915	24.98962	1	-0.634022	-0.634022	1.65	1.83
NUM754	5.9915	25.02668	1	-0.630368	-0.630368	1.65	1.83
NUM755	5.9915	19.99858	1	-0.49003	-0.49003	1.65	1.79
NUM756	5.9915	15.94377	1	-0.498823	-0.498823	1.65	1.79
NUM757	5.9915	16.98059	1	-0.521923	-0.521923	1.65	1.80
NUM758	5.9915	13.96217	1	-0.505471	-0.505471	1.65	1.80
NUM759	5.9915	15.53882	1	-0.532127	-0.532127	1.65	1.80
NUM760	5.9915	13.143	1	-0.500836	-0.500836	1.65	1.79
NUM761	5.9915	14.07659	1	-0.531649	-0.531649	1.65	1.80
NUM762	5.9915	13.96851	1	-0.52994	-0.52994	1.65	1.80
NUM763	5.9915	13.81773	1	-0.529778	-0.529778	1.65	1.80
NUM764	5.9915	15.19683	1	-0.551955	-0.551955	1.65	1.81
NUM765	5.9915	15.19524	1	-0.539789	-0.539789	1.65	1.80
NUM766	5.9915	16.10095	1	-0.576319	-0.576319	1.65	1.82
NUM767	5.9915	14.82049	1	-0.578426	-0.578426	1.65	1.82
NUM768	5.9915	15.53639	1	-0.578001	-0.578001	1.65	1.82
NUM769	5.9915	14.23839	1	-0.545096	-0.545096	1.65	1.81
NUM770	5.9915	13.63551	1	-0.524744	-0.524744	1.65	1.80
NUM771	5.9915	13.83971	1	-0.528761	-0.528761	1.65	1.80
NUM772	5.9915	13.38167	1	-0.509835	-0.509835	1.65	1.80
NUM773	5.9915	13.2046	1	-0.514673	-0.514673	1.65	1.80
NUM774	5.9915	12.98439	1	-0.505031	-0.505031	1.65	1.79
NUM775	5.9915	13.87847	1	-0.531157	-0.531157	1.65	1.80
NUM776	5.9915	14.78715	1	-0.519474	-0.519474	1.65	1.80
NUM777	5.9915	13.13498	1	-0.481896	-0.481896	1.65	1.79
NUM778	5.9915	12.97124	1	-0.482123	-0.482123	1.65	1.79
NUM779	5.9915	11.91059	1	-0.486471	-0.486471	1.65	1.79
NUM780	5.9915	11.77833	1	-0.476512	-0.476512	1.65	1.79
NUM781	5.9915	12.48864	1	-0.490097	-0.490097	1.65	1.79
NUM782	5.9915	11.70458	1	-0.469912	-0.469912	1.65	1.78
NUM783	5.9915	10.22316	1	-0.441271	-0.441271	1.65	1.78
NUM784	5.9915	8.347375	1	-0.323388	-0.323388	1.65	1.74
NUM785	5.9915	9.636845	1	-0.326119	-0.326119	1.65	1.74
NUM786	5.9915	8.887901	1	-0.323205	-0.323205	1.65	1.74
NUM787	5.9915	8.959211	1	-0.320462	-0.320462	1.65	1.74
NUM788	5.9915	9.779195	1	-0.32988	-0.32988	1.65	1.74
NUM789	5.9915	8.186809	1	-0.328092	-0.328092	1.65	1.74
NUM790	5.9915	9.039139	1	-0.353998	-0.353998	1.65	1.75
NUM791	5.9915	6.930269	1	-0.332904	-0.332904	1.65	1.75
NUM792	5.9915	5.583665	0	-0.257576	0	1.65	1.65
NUM793	5.9915	4.713751	0	-0.217132	0	1.65	1.65
NUM794	5.9915	6.34209	1	-0.267799	-0.267799	1.65	1.73
NUM795	5.9915	7.866308	1	-0.292437	-0.292437	1.65	1.73
NUM796	5.9915	6.656828	1	-0.257551	-0.257551	1.65	1.72
NUM797	5.9915	6.764992	1	-0.257139	-0.257139	1.65	1.72
NUM798	5.9915	5.143747	0	-0.255662	0	1.65	1.65
NUM799	5.9915	0.488497	0	0.079358	0	1.65	1.65
NUM800	5.9915	0.48184	0	0.070577	0	1.65	1.65
NUM801	5.9915	0.376674	0	0.091515	0	1.65	1.65
NUM802	5.9915	0.433985	0	0.1234	0	1.65	1.65
NUM803	5.9915	6.043216	1	0.414568	0.414568	1.65	1.53
NUM804	5.9915	4.723008	0	0.401138	0	1.65	1.65
NUM805	5.9915	4.516686	0	0.430277	0	1.65	1.65
NUM806	5.9915	4.156694	0	0.42635	0	1.65	1.65

Data	Chi-Square	Jarque-Bera	Normality	Skewness	Dummy for Skewness	α	Cornis Fisher Expansion (α')
NUM807	5.9915	3.478619	0	0.405941	0	1.65	1.65
NUM808	5.9915	2.969235	0	0.389977	0	1.65	1.65
NUM809	5.9915	3.368874	0	0.414317	0	1.65	1.65
NUM810	5.9915	3.161151	0	0.412568	0	1.65	1.65
NUM811	5.9915	2.834002	0	0.403612	0	1.65	1.65
NUM812	5.9915	2.792555	0	0.400094	0	1.65	1.65
NUM813	5.9915	2.845533	0	0.405096	0	1.65	1.65
NUM814	5.9915	2.792889	0	0.40287	0	1.65	1.65
NUM815	5.9915	2.281246	0	0.366941	0	1.65	1.65
NUM816	5.9915	2.515656	0	0.384997	0	1.65	1.65
NUM817	5.9915	2.328154	0	0.371169	0	1.65	1.65
NUM818	5.9915	1.999228	0	0.34497	0	1.65	1.65
NUM819	5.9915	1.740546	0	0.320982	0	1.65	1.65
NUM820	5.9915	1.888413	0	0.334593	0	1.65	1.65
NUM821	5.9915	1.831894	0	0.329564	0	1.65	1.65
NUM822	5.9915	1.767117	0	0.32355	0	1.65	1.65
NUM823	5.9915	2.175412	0	0.354015	0	1.65	1.65
NUM824	5.9915	1.958395	0	0.337229	0	1.65	1.65
NUM825	5.9915	1.860504	0	0.327457	0	1.65	1.65
NUM826	5.9915	1.708575	0	0.31852	0	1.65	1.65
NUM827	5.9915	1.849151	0	0.330231	0	1.65	1.65
NUM828	5.9915	1.732025	0	0.31791	0	1.65	1.65
NUM829	5.9915	2.362195	0	0.367168	0	1.65	1.65
NUM830	5.9915	2.359665	0	0.359427	0	1.65	1.65
NUM831	5.9915	1.814596	0	0.321622	0	1.65	1.65
NUM832	5.9915	1.763246	0	0.316902	0	1.65	1.65
NUM833	5.9915	2.225271	0	0.345503	0	1.65	1.65
NUM834	5.9915	2.163729	0	0.340884	0	1.65	1.65
NUM835	5.9915	1.772786	0	0.311026	0	1.65	1.65
NUM836	5.9915	2.2472	0	0.34274	0	1.65	1.65
NUM837	5.9915	1.93958	0	0.325089	0	1.65	1.65
NUM838	5.9915	1.833533	0	0.311859	0	1.65	1.65
NUM839	5.9915	1.415089	0	0.275525	0	1.65	1.65
NUM840	5.9915	1.440809	0	0.27999	0	1.65	1.65
NUM841	5.9915	1.410409	0	0.277208	0	1.65	1.65
NUM842	5.9915	1.149631	0	0.251757	0	1.65	1.65
NUM843	5.9915	1.223275	0	0.248675	0	1.65	1.65
NUM844	5.9915	1.052227	0	0.231445	0	1.65	1.65
NUM845	5.9915	1.492936	0	0.256314	0	1.65	1.65
NUM846	5.9915	1.119446	0	0.222348	0	1.65	1.65
NUM847	5.9915	0.728772	0	0.185245	0	1.65	1.65
NUM848	5.9915	0.902451	0	0.209411	0	1.65	1.65
NUM849	5.9915	1.088737	0	0.205093	0	1.65	1.65
NUM850	5.9915	1.467574	0	0.236049	0	1.65	1.65
NUM851	5.9915	0.837498	0	0.161746	0	1.65	1.65
NUM852	5.9915	0.785994	0	0.157149	0	1.65	1.65
NUM853	5.9915	0.614701	0	0.124278	0	1.65	1.65
NUM854	5.9915	0.471832	0	0.109622	0	1.65	1.65
NUM855	5.9915	0.564873	0	0.071607	0	1.65	1.65
NUM856	5.9915	0.950969	0	0.118586	0	1.65	1.65
NUM857	5.9915	0.940568	0	0.117053	0	1.65	1.65
NUM858	5.9915	1.309579	0	0.127109	0	1.65	1.65
NUM859	5.9915	1.085205	0	0.107703	0	1.65	1.65
NUM860	5.9915	1.639105	0	0.115604	0	1.65	1.65
NUM861	5.9915	1.521187	0	0.11024	0	1.65	1.65
NUM862	5.9915	1.007294	0	0.09981	0	1.65	1.65
NUM863	5.9915	1.142658	0	0.10276	0	1.65	1.65
NUM864	5.9915	1.090565	0	0.114995	0	1.65	1.65
NUM865	5.9915	1.104826	0	0.123642	0	1.65	1.65

Data	Chi-Square	Jarque-Bera	Normality	Skewness	Dummy for Skewness	α	Cornis Fisher Expansion (α')
NUM866	5.9915	1.102962	0	0.123609	0	1.65	1.65
NUM867	5.9915	1.519925	0	0.132616	0	1.65	1.65
NUM868	5.9915	1.251284	0	0.125053	0	1.65	1.65
NUM869	5.9915	1.31262	0	0.117564	0	1.65	1.65
NUM870	5.9915	1.32155	0	0.113409	0	1.65	1.65
NUM871	5.9915	0.831514	0	0.090103	0	1.65	1.65
NUM872	5.9915	0.816898	0	0.093895	0	1.65	1.65
NUM873	5.9915	0.888654	0	0.100037	0	1.65	1.65
NUM874	5.9915	0.814589	0	0.085006	0	1.65	1.65
NUM875	5.9915	0.863342	0	0.095229	0	1.65	1.65
NUM876	5.9915	0.852724	0	0.141979	0	1.65	1.65
NUM877	5.9915	0.925753	0	0.137489	0	1.65	1.65
NUM878	5.9915	0.857672	0	0.134347	0	1.65	1.65
NUM879	5.9915	1.207523	0	0.173196	0	1.65	1.65
NUM880	5.9915	1.226993	0	0.17928	0	1.65	1.65
NUM881	5.9915	1.06133	0	0.186288	0	1.65	1.65
NUM882	5.9915	0.960553	0	0.188181	0	1.65	1.65
NUM883	5.9915	0.923326	0	0.163608	0	1.65	1.65
NUM884	5.9915	0.685483	0	0.12838	0	1.65	1.65
NUM885	5.9915	0.625036	0	0.120187	0	1.65	1.65
NUM886	5.9915	0.685125	0	0.122571	0	1.65	1.65
NUM887	5.9915	0.758853	0	0.142115	0	1.65	1.65
NUM888	5.9915	0.665297	0	0.105752	0	1.65	1.65
NUM889	5.9915	0.889256	0	0.119186	0	1.65	1.65
NUM890	5.9915	0.564218	0	0.097281	0	1.65	1.65
NUM891	5.9915	0.888071	0	0.129661	0	1.65	1.65
NUM892	5.9915	0.897998	0	0.116434	0	1.65	1.65
NUM893	5.9915	1.147998	0	0.115403	0	1.65	1.65
NUM894	5.9915	1.112523	0	0.109469	0	1.65	1.65
NUM895	5.9915	1.088242	0	0.101729	0	1.65	1.65

Data Normalitas JAKMIND

Data	Chi-Square	Jarque-Bera	Normality	Skewness	Dummy for Skewness	α	Cornis Fisher Expansion (α')
NUM101	5.9915	2.74996	0	-0.134408	0	1.65	1.65
NUM102	5.9915	2.581343	0	-0.15058	0	1.65	1.65
NUM103	5.9915	2.566252	0	-0.158908	0	1.65	1.65
NUM104	5.9915	2.266463	0	-0.145048	0	1.65	1.65
NUM105	5.9915	2.240749	0	-0.163689	0	1.65	1.65
NUM106	5.9915	0.343362	0	0.032422	0	1.65	1.65
NUM107	5.9915	0.431703	0	0.138464	0	1.65	1.65
NUM108	5.9915	0.267227	0	0.111226	0	1.65	1.65
NUM109	5.9915	0.352825	0	0.108934	0	1.65	1.65
NUM110	5.9915	0.457679	0	0.127725	0	1.65	1.65
NUM111	5.9915	0.529212	0	0.141699	0	1.65	1.65
NUM112	5.9915	0.588141	0	0.160753	0	1.65	1.65
NUM113	5.9915	0.583445	0	0.160701	0	1.65	1.65
NUM114	5.9915	0.450056	0	0.151377	0	1.65	1.65
NUM115	5.9915	0.423866	0	0.144921	0	1.65	1.65
NUM116	5.9915	0.362268	0	0.132926	0	1.65	1.65
NUM117	5.9915	0.36627	0	0.143369	0	1.65	1.65
NUM118	5.9915	0.297182	0	0.118944	0	1.65	1.65
NUM119	5.9915	0.438422	0	0.138597	0	1.65	1.65
NUM120	5.9915	0.367446	0	0.130495	0	1.65	1.65
NUM121	5.9915	0.312916	0	0.109407	0	1.65	1.65
NUM122	5.9915	0.25317	0	0.114507	0	1.65	1.65
NUM123	5.9915	0.297045	0	0.116003	0	1.65	1.65
NUM124	5.9915	0.406692	0	0.12988	0	1.65	1.65
NUM125	5.9915	0.402432	0	0.138392	0	1.65	1.65
NUM126	5.9915	0.435965	0	0.142962	0	1.65	1.65
NUM127	5.9915	0.217458	0	-0.053146	0	1.65	1.65
NUM128	5.9915	0.259913	0	-0.050846	0	1.65	1.65
NUM129	5.9915	0.241003	0	-0.042591	0	1.65	1.65
NUM130	5.9915	0.371483	0	-0.063755	0	1.65	1.65
NUM131	5.9915	0.320198	0	-0.063316	0	1.65	1.65
NUM132	5.9915	0.591247	0	-0.076698	0	1.65	1.65
NUM133	5.9915	0.341188	0	-0.044474	0	1.65	1.65
NUM134	5.9915	0.519876	0	-0.106228	0	1.65	1.65
NUM135	5.9915	2.015942	0	-0.250751	0	1.65	1.65
NUM136	5.9915	1.322457	0	-0.133295	0	1.65	1.65
NUM137	5.9915	1.08633	0	-0.125705	0	1.65	1.65
NUM138	5.9915	1.151336	0	-0.15276	0	1.65	1.65
NUM139	5.9915	1.088106	0	-0.14217	0	1.65	1.65
NUM140	5.9915	1.088944	0	-0.142247	0	1.65	1.65
NUM141	5.9915	1.073132	0	-0.157465	0	1.65	1.65
NUM142	5.9915	1.338017	0	-0.148762	0	1.65	1.65
NUM143	5.9915	1.143025	0	-0.120875	0	1.65	1.65
NUM144	5.9915	1.695859	0	-0.151557	0	1.65	1.65
NUM145	5.9915	1.596449	0	-0.15803	0	1.65	1.65
NUM146	5.9915	1.820145	0	-0.173808	0	1.65	1.65
NUM147	5.9915	1.820092	0	-0.17262	0	1.65	1.65
NUM148	5.9915	1.975901	0	-0.182488	0	1.65	1.65
NUM149	5.9915	1.988129	0	-0.183337	0	1.65	1.65
NUM150	5.9915	1.988275	0	-0.183379	0	1.65	1.65
NUM151	5.9915	1.717293	0	-0.151319	0	1.65	1.65
NUM152	5.9915	2.037845	0	-0.134628	0	1.65	1.65
NUM153	5.9915	2.90706	0	-0.154082	0	1.65	1.65
NUM154	5.9915	2.918937	0	-0.138	0	1.65	1.65
NUM155	5.9915	2.906242	0	-0.13454	0	1.65	1.65
NUM156	5.9915	2.69766	0	-0.138113	0	1.65	1.65
NUM157	5.9915	2.77384	0	-0.111003	0	1.65	1.65
NUM158	5.9915	2.4335	0	-0.08542	0	1.65	1.65

Data	Chi-Square	Jarque-Bera	Normality	Skewness	Dummy for Skewness	α	Cornis Fisher Expansion (α')
NUM159	5.9915	2.509409	0	-0.090823	0	1.65	1.65
NUM160	5.9915	3.383047	0	-0.115984	0	1.65	1.65
NUM161	5.9915	3.741624	0	-0.110443	0	1.65	1.65
NUM162	5.9915	3.100604	0	-0.075592	0	1.65	1.65
NUM163	5.9915	2.968249	0	-0.0833	0	1.65	1.65
NUM164	5.9915	3.654771	0	-0.085369	0	1.65	1.65
NUM165	5.9915	3.448944	0	-0.062104	0	1.65	1.65
NUM166	5.9915	3.617044	0	-0.071096	0	1.65	1.65
NUM167	5.9915	2.711754	0	-0.073458	0	1.65	1.65
NUM168	5.9915	2.993774	0	-0.060867	0	1.65	1.65
NUM169	5.9915	3.379631	0	-0.085231	0	1.65	1.65
NUM170	5.9915	3.381216	0	-0.084417	0	1.65	1.65
NUM171	5.9915	3.061011	0	-0.09936	0	1.65	1.65
NUM172	5.9915	2.399936	0	-0.083036	0	1.65	1.65
NUM173	5.9915	1.698995	0	-0.06965	0	1.65	1.65
NUM174	5.9915	1.700381	0	-0.080139	0	1.65	1.65
NUM175	5.9915	1.586652	0	-0.067341	0	1.65	1.65
NUM176	5.9915	1.370273	0	-0.068685	0	1.65	1.65
NUM177	5.9915	1.345922	0	-0.068581	0	1.65	1.65
NUM178	5.9915	0.979281	0	-0.091123	0	1.65	1.65
NUM179	5.9915	0.574137	0	-0.04613	0	1.65	1.65
NUM180	5.9915	0.410274	0	-0.044454	0	1.65	1.65
NUM181	5.9915	5.22513	0	0.28535	0	1.65	1.65
NUM182	5.9915	4.338135	0	0.270168	0	1.65	1.65
NUM183	5.9915	3.52527	0	0.250065	0	1.65	1.65
NUM184	5.9915	3.491091	0	0.246785	0	1.65	1.65
NUM185	5.9915	3.06925	0	0.231929	0	1.65	1.65
NUM186	5.9915	2.625906	0	0.192636	0	1.65	1.65
NUM187	5.9915	2.697711	0	0.201964	0	1.65	1.65
NUM188	5.9915	2.251388	0	0.177568	0	1.65	1.65
NUM189	5.9915	2.064322	0	0.174945	0	1.65	1.65
NUM190	5.9915	1.856736	0	0.166612	0	1.65	1.65
NUM191	5.9915	1.668686	0	0.184828	0	1.65	1.65
NUM192	5.9915	1.6632	0	0.181826	0	1.65	1.65
NUM193	5.9915	1.466471	0	0.193575	0	1.65	1.65
NUM194	5.9915	1.573079	0	0.21229	0	1.65	1.65
NUM195	5.9915	1.058097	0	0.184887	0	1.65	1.65
NUM196	5.9915	1.162686	0	0.195821	0	1.65	1.65
NUM197	5.9915	1.122778	0	0.202384	0	1.65	1.65
NUM198	5.9915	1.110246	0	0.201226	0	1.65	1.65
NUM199	5.9915	1.110855	0	0.17999	0	1.65	1.65
NUM200	5.9915	0.851954	0	0.178716	0	1.65	1.65
NUM201	5.9915	0.939711	0	0.205239	0	1.65	1.65
NUM202	5.9915	0.754568	0	0.192592	0	1.65	1.65
NUM203	5.9915	0.618437	0	0.189351	0	1.65	1.65
NUM204	5.9915	0.620643	0	0.189721	0	1.65	1.65
NUM205	5.9915	0.527491	0	0.175773	0	1.65	1.65
NUM206	5.9915	0.433106	0	0.153379	0	1.65	1.65
NUM207	5.9915	0.580754	0	0.171666	0	1.65	1.65
NUM208	5.9915	0.716501	0	0.20459	0	1.65	1.65
NUM209	5.9915	0.509765	0	0.169428	0	1.65	1.65
NUM210	5.9915	0.515986	0	0.174259	0	1.65	1.65
NUM211	5.9915	0.532982	0	0.177447	0	1.65	1.65
NUM212	5.9915	0.454513	0	0.164259	0	1.65	1.65
NUM213	5.9915	0.529796	0	0.177369	0	1.65	1.65
NUM214	5.9915	0.645698	0	0.193074	0	1.65	1.65
NUM215	5.9915	0.591645	0	0.182494	0	1.65	1.65
NUM216	5.9915	0.839878	0	0.217951	0	1.65	1.65
NUM217	5.9915	0.775322	0	0.209666	0	1.65	1.65
NUM218	5.9915	1.03032	0	0.24014	0	1.65	1.65

Data	Chi-Square	Jarque-Bera	Normality	Skewness	Dummy for Skewness	α	Cornis Fisher Expansion (α')
NUM219	5.9915	1.030491	0	0.239768	0	1.65	1.65
NUM220	5.9915	0.912211	0	0.222814	0	1.65	1.65
NUM221	5.9915	0.755182	0	0.208657	0	1.65	1.65
NUM222	5.9915	0.674917	0	0.194508	0	1.65	1.65
NUM223	5.9915	0.694817	0	0.200438	0	1.65	1.65
NUM224	5.9915	0.699759	0	0.20216	0	1.65	1.65
NUM225	5.9915	0.890777	0	0.227447	0	1.65	1.65
NUM226	5.9915	0.75633	0	0.208959	0	1.65	1.65
NUM227	5.9915	1.187056	0	0.265787	0	1.65	1.65
NUM228	5.9915	0.904272	0	0.226451	0	1.65	1.65
NUM229	5.9915	0.919598	0	0.227927	0	1.65	1.65
NUM230	5.9915	0.83741	0	0.215011	0	1.65	1.65
NUM231	5.9915	0.570251	0	0.168377	0	1.65	1.65
NUM232	5.9915	0.361429	0	0.115964	0	1.65	1.65
NUM233	5.9915	0.223954	0	0.090797	0	1.65	1.65
NUM234	5.9915	0.171114	0	0.094157	0	1.65	1.65
NUM235	5.9915	0.024531	0	0.035427	0	1.65	1.65
NUM236	5.9915	3.071312	0	-0.255503	0	1.65	1.65
NUM237	5.9915	3.90074	0	-0.042018	0	1.65	1.65
NUM238	5.9915	4.007429	0	-0.042008	0	1.65	1.65
NUM239	5.9915	4.439125	0	-0.043851	0	1.65	1.65
NUM240	5.9915	4.166763	0	-0.033735	0	1.65	1.65
NUM241	5.9915	3.885452	0	-0.039768	0	1.65	1.65
NUM242	5.9915	3.982523	0	-0.046559	0	1.65	1.65
NUM243	5.9915	4.153566	0	-0.062107	0	1.65	1.65
NUM244	5.9915	3.94411	0	-0.037484	0	1.65	1.65
NUM245	5.9915	4.104522	0	-0.025918	0	1.65	1.65
NUM246	5.9915	3.934652	0	-0.013588	0	1.65	1.65
NUM247	5.9915	3.188684	0	0.009381	0	1.65	1.65
NUM248	5.9915	2.788258	0	0.025362	0	1.65	1.65
NUM249	5.9915	2.799708	0	0.022207	0	1.65	1.65
NUM250	5.9915	2.586664	0	0.00862	0	1.65	1.65
NUM251	5.9915	1.923242	0	-0.011885	0	1.65	1.65
NUM252	5.9915	1.921446	0	-0.017996	0	1.65	1.65
NUM253	5.9915	1.795774	0	0.001246	0	1.65	1.65
NUM254	5.9915	1.767164	0	-0.009771	0	1.65	1.65
NUM255	5.9915	1.756629	0	-0.016043	0	1.65	1.65
NUM256	5.9915	1.888	0	-0.003217	0	1.65	1.65
NUM257	5.9915	1.910587	0	-0.013173	0	1.65	1.65
NUM258	5.9915	2.419411	0	0.00717	0	1.65	1.65
NUM259	5.9915	2.423355	0	-0.001294	0	1.65	1.65
NUM260	5.9915	2.398796	0	0.013959	0	1.65	1.65
NUM261	5.9915	2.411164	0	0.015148	0	1.65	1.65
NUM262	5.9915	2.544565	0	0.011081	0	1.65	1.65
NUM263	5.9915	2.34392	0	0.041996	0	1.65	1.65
NUM264	5.9915	2.045772	0	0.070766	0	1.65	1.65
NUM265	5.9915	2.075118	0	0.064057	0	1.65	1.65
NUM266	5.9915	2.068257	0	0.066857	0	1.65	1.65
NUM267	5.9915	1.812223	0	0.080615	0	1.65	1.65
NUM268	5.9915	1.78516	0	0.077663	0	1.65	1.65
NUM269	5.9915	1.654737	0	0.067017	0	1.65	1.65
NUM270	5.9915	1.071367	0	0.041034	0	1.65	1.65
NUM271	5.9915	0.817901	0	0.011302	0	1.65	1.65
NUM272	5.9915	1.095983	0	0.023208	0	1.65	1.65
NUM273	5.9915	1.505962	0	0.048975	0	1.65	1.65
NUM274	5.9915	1.487199	0	0.047161	0	1.65	1.65
NUM275	5.9915	2.020443	0	0.071379	0	1.65	1.65
NUM276	5.9915	1.468168	0	0.052844	0	1.65	1.65
NUM277	5.9915	1.535159	0	0.031277	0	1.65	1.65
NUM278	5.9915	2.087048	0	0.013634	0	1.65	1.65

Data	Chi-Square	Jarque-Bera	Normality	Skewness	Dummy for Skewness	α	Cornis Fisher Expansion (α')
NUM279	5.9915	2.883121	0	0.03018	0	1.65	1.65
NUM280	5.9915	3.112824	0	-0.001179	0	1.65	1.65
NUM281	5.9915	2.439977	0	-0.126699	0	1.65	1.65
NUM282	5.9915	1.971988	0	-0.115691	0	1.65	1.65
NUM283	5.9915	1.709216	0	-0.128459	0	1.65	1.65
NUM284	5.9915	1.624384	0	-0.112312	0	1.65	1.65
NUM285	5.9915	1.977129	0	-0.126119	0	1.65	1.65
NUM286	5.9915	1.760919	0	-0.0878	0	1.65	1.65
NUM287	5.9915	1.488827	0	-0.06489	0	1.65	1.65
NUM288	5.9915	1.42665	0	-0.06585	0	1.65	1.65
NUM289	5.9915	1.094835	0	-0.07437	0	1.65	1.65
NUM290	5.9915	1.208441	0	-0.053291	0	1.65	1.65
NUM291	5.9915	1.407546	0	-0.079289	0	1.65	1.65
NUM292	5.9915	1.319778	0	-0.096138	0	1.65	1.65
NUM293	5.9915	1.660885	0	-0.102011	0	1.65	1.65
NUM294	5.9915	1.682926	0	-0.104439	0	1.65	1.65
NUM295	5.9915	1.946115	0	-0.074952	0	1.65	1.65
NUM296	5.9915	1.731434	0	-0.052728	0	1.65	1.65
NUM297	5.9915	1.883567	0	-0.070274	0	1.65	1.65
NUM298	5.9915	1.894534	0	-0.06895	0	1.65	1.65
NUM299	5.9915	1.902827	0	-0.061728	0	1.65	1.65
NUM300	5.9915	2.462529	0	-0.085683	0	1.65	1.65
NUM301	5.9915	2.511789	0	-0.122518	0	1.65	1.65
NUM302	5.9915	2.839363	0	-0.104725	0	1.65	1.65
NUM303	5.9915	2.922024	0	-0.112435	0	1.65	1.65
NUM304	5.9915	2.810956	0	-0.12976	0	1.65	1.65
NUM305	5.9915	2.337128	0	-0.094031	0	1.65	1.65
NUM306	5.9915	2.523493	0	-0.092694	0	1.65	1.65
NUM307	5.9915	2.45532	0	-0.092019	0	1.65	1.65
NUM308	5.9915	3.36355	0	-0.109534	0	1.65	1.65
NUM309	5.9915	3.549383	0	-0.105353	0	1.65	1.65
NUM310	5.9915	3.623588	0	-0.142571	0	1.65	1.65
NUM311	5.9915	3.475028	0	-0.165995	0	1.65	1.65
NUM312	5.9915	3.479233	0	-0.150108	0	1.65	1.65
NUM313	5.9915	4.55879	0	-0.168618	0	1.65	1.65
NUM314	5.9915	4.818388	0	-0.20446	0	1.65	1.65
NUM315	5.9915	4.820462	0	-0.18022	0	1.65	1.65
NUM316	5.9915	5.114062	0	-0.18529	0	1.65	1.65
NUM317	5.9915	4.706738	0	-0.165647	0	1.65	1.65
NUM318	5.9915	4.408441	0	-0.165931	0	1.65	1.65
NUM319	5.9915	4.984455	0	-0.193329	0	1.65	1.65
NUM320	5.9915	4.711163	0	-0.19787	0	1.65	1.65
NUM321	5.9915	4.316726	0	-0.206543	0	1.65	1.65
NUM322	5.9915	4.404495	0	-0.190851	0	1.65	1.65
NUM323	5.9915	4.508253	0	-0.187353	0	1.65	1.65
NUM324	5.9915	5.038058	0	-0.211473	0	1.65	1.65
NUM325	5.9915	5.200159	0	-0.216794	0	1.65	1.65
NUM326	5.9915	4.320482	0	-0.183055	0	1.65	1.65
NUM327	5.9915	4.111666	0	-0.168601	0	1.65	1.65
NUM328	5.9915	4.937231	0	-0.159112	0	1.65	1.65
NUM329	5.9915	5.55237	0	-0.134833	0	1.65	1.65
NUM330	5.9915	5.750897	0	-0.124022	0	1.65	1.65
NUM331	5.9915	7.385292	1	-0.145247	-0.145247	1.65	1.69
NUM332	5.9915	9.48692	1	-0.157447	-0.157447	1.65	1.70
NUM333	5.9915	9.360155	1	-0.1606	-0.1606	1.65	1.70
NUM334	5.9915	9.452111	1	-0.144076	-0.144076	1.65	1.69
NUM335	5.9915	12.19387	1	-0.110848	-0.110848	1.65	1.66
NUM336	5.9915	9.318801	1	0.179651	0.179651	1.65	1.60
NUM337	5.9915	2.561937	0	-0.242719	0	1.65	1.65
NUM338	5.9915	2.80125	0	-0.221883	0	1.65	1.65

Data	Chi-Square	Jarque-Bera	Normality	Skewness	Dummy for Skewness	α	Cornis Fisher Expansion (α')
NUM339	5.9915	3.069443	0	-0.199039	0	1.65	1.65
NUM340	5.9915	3.412529	0	-0.223224	0	1.65	1.65
NUM341	5.9915	3.979228	0	-0.221997	0	1.65	1.65
NUM342	5.9915	3.870995	0	-0.213146	0	1.65	1.65
NUM343	5.9915	3.879316	0	-0.207392	0	1.65	1.65
NUM344	5.9915	4.14785	0	-0.231364	0	1.65	1.65
NUM345	5.9915	4.094431	0	-0.23525	0	1.65	1.65
NUM346	5.9915	4.043845	0	-0.233334	0	1.65	1.65
NUM347	5.9915	5.210228	0	-0.259762	0	1.65	1.65
NUM348	5.9915	6.158756	1	-0.289242	-0.289242	1.65	1.73
NUM349	5.9915	6.177423	1	-0.295013	-0.295013	1.65	1.73
NUM350	5.9915	5.724277	0	-0.285573	0	1.65	1.65
NUM351	5.9915	7.678059	1	-0.37163	-0.37163	1.65	1.76
NUM352	5.9915	6.610271	1	-0.335943	-0.335943	1.65	1.75
NUM353	5.9915	6.99908	1	-0.365306	-0.365306	1.65	1.75
NUM354	5.9915	6.156927	1	-0.327529	-0.327529	1.65	1.74
NUM355	5.9915	5.665944	0	-0.297403	0	1.65	1.65
NUM356	5.9915	5.295974	0	-0.302263	0	1.65	1.65
NUM357	5.9915	4.191249	0	-0.278468	0	1.65	1.65
NUM358	5.9915	3.653835	0	-0.253199	0	1.65	1.65
NUM359	5.9915	3.568821	0	-0.258327	0	1.65	1.65
NUM360	5.9915	2.694457	0	-0.234137	0	1.65	1.65
NUM361	5.9915	2.1852	0	-0.223767	0	1.65	1.65
NUM362	5.9915	2.285824	0	-0.229498	0	1.65	1.65
NUM363	5.9915	2.617926	0	-0.241778	0	1.65	1.65
NUM364	5.9915	3.401292	0	-0.275522	0	1.65	1.65
NUM365	5.9915	3.401266	0	-0.291273	0	1.65	1.65
NUM366	5.9915	2.98466	0	-0.274428	0	1.65	1.65
NUM367	5.9915	3.406593	0	-0.240639	0	1.65	1.65
NUM368	5.9915	3.421639	0	-0.236263	0	1.65	1.65
NUM369	5.9915	3.573429	0	-0.226067	0	1.65	1.65
NUM370	5.9915	3.426364	0	-0.13383	0	1.65	1.65
NUM371	5.9915	3.843791	0	-0.047964	0	1.65	1.65
NUM372	5.9915	3.823334	0	-0.026342	0	1.65	1.65
NUM373	5.9915	3.036776	0	-0.090459	0	1.65	1.65
NUM374	5.9915	2.915053	0	-0.061106	0	1.65	1.65
NUM375	5.9915	2.869146	0	-0.057549	0	1.65	1.65
NUM376	5.9915	3.789641	0	-0.14947	0	1.65	1.65
NUM377	5.9915	3.803526	0	-0.147772	0	1.65	1.65
NUM378	5.9915	3.732872	0	-0.132927	0	1.65	1.65
NUM379	5.9915	3.879659	0	-0.146536	0	1.65	1.65
NUM380	5.9915	4.037696	0	-0.128854	0	1.65	1.65
NUM381	5.9915	5.196512	0	-0.117493	0	1.65	1.65
NUM382	5.9915	5.408227	0	0.011274	0	1.65	1.65
NUM383	5.9915	3.674398	0	0.324214	0	1.65	1.65
NUM384	5.9915	3.158427	0	0.288891	0	1.65	1.65
NUM385	5.9915	2.432983	0	0.250052	0	1.65	1.65
NUM386	5.9915	3.193166	0	0.283452	0	1.65	1.65
NUM387	5.9915	3.673782	0	0.275054	0	1.65	1.65
NUM388	5.9915	2.548831	0	0.148872	0	1.65	1.65
NUM389	5.9915	0.814535	0	-0.031412	0	1.65	1.65
NUM390	5.9915	0.546361	0	-0.02136	0	1.65	1.65
NUM391	5.9915	0.550238	0	-0.003924	0	1.65	1.65
NUM392	5.9915	0.610538	0	0.035446	0	1.65	1.65
NUM393	5.9915	0.630534	0	0.035267	0	1.65	1.65
NUM394	5.9915	32.29915	1	-0.631302	-0.631302	1.65	1.83
NUM395	5.9915	67.98579	1	-1.052482	-1.052482	1.65	1.95
NUM396	5.9915	67.3564	1	-1.050155	-1.050155	1.65	1.95
NUM397	5.9915	55.26062	1	-0.926491	-0.926491	1.65	1.92
NUM398	5.9915	47.37876	1	-0.856119	-0.856119	1.65	1.90

Data	Chi-Square	Jarque-Bera	Normality	Skewness	Dummy for Skewness	α	Cornis Fisher Expansion (α')
NUM399	5.9915	46.38223	1	-0.844392	-0.844392	1.65	1.89
NUM400	5.9915	36.08774	1	-0.640125	-0.640125	1.65	1.83
NUM401	5.9915	38.45443	1	-0.639651	-0.639651	1.65	1.83
NUM402	5.9915	31.45127	1	-0.611996	-0.611996	1.65	1.83
NUM403	5.9915	37.85681	1	-0.69765	-0.69765	1.65	1.85
NUM404	5.9915	38.54582	1	-0.679854	-0.679854	1.65	1.85
NUM405	5.9915	44.67058	1	-0.717766	-0.717766	1.65	1.86
NUM406	5.9915	44.6355	1	-0.689768	-0.689768	1.65	1.85
NUM407	5.9915	42.40529	1	-0.69213	-0.69213	1.65	1.85
NUM408	5.9915	39.28232	1	-0.675292	-0.675292	1.65	1.84
NUM409	5.9915	685.1586	1	-2.342174	-2.342174	1.65	2.32
NUM410	5.9915	707.7778	1	-2.362566	-2.362566	1.65	2.33
NUM411	5.9915	556.9096	1	-1.971067	-1.971067	1.65	2.22
NUM412	5.9915	552.8636	1	-1.962301	-1.962301	1.65	2.21
NUM413	5.9915	498.3235	1	-1.88576	-1.88576	1.65	2.19
NUM414	5.9915	389.2252	1	-1.795481	-1.795481	1.65	2.17
NUM415	5.9915	329.4106	1	-1.719323	-1.719323	1.65	2.14
NUM416	5.9915	323.5323	1	-1.727311	-1.727311	1.65	2.15
NUM417	5.9915	286.2076	1	-1.67383	-1.67383	1.65	2.13
NUM418	5.9915	270.2487	1	-1.653518	-1.653518	1.65	2.12
NUM419	5.9915	213.465	1	-1.571242	-1.571242	1.65	2.10
NUM420	5.9915	174.4595	1	-1.501995	-1.501995	1.65	2.08
NUM421	5.9915	148.2168	1	-1.439166	-1.439166	1.65	2.06
NUM422	5.9915	143.3721	1	-1.413271	-1.413271	1.65	2.06
NUM423	5.9915	118.8342	1	-1.244561	-1.244561	1.65	2.01
NUM424	5.9915	99.41709	1	-0.593198	-0.593198	1.65	1.82
NUM425	5.9915	87.97534	1	-0.120241	-0.120241	1.65	1.68
NUM426	5.9915	74.18332	1	-0.101261	-0.101261	1.65	1.68
NUM427	5.9915	67.07477	1	-0.08885	-0.08885	1.65	1.68
NUM428	5.9915	55.95992	1	-0.087286	-0.087286	1.65	1.68
NUM429	5.9915	56.88928	1	-0.099454	-0.099454	1.65	1.68
NUM430	5.9915	56.45524	1	-0.085036	-0.085036	1.65	1.67
NUM431	5.9915	55.90161	1	-0.090412	-0.090412	1.65	1.68
NUM432	5.9915	56.51755	1	-0.081798	-0.081798	1.65	1.67
NUM433	5.9915	52.22373	1	-0.048587	-0.048587	1.65	1.66
NUM434	5.9915	51.48132	1	-0.036007	-0.036007	1.65	1.66
NUM435	5.9915	50.88106	1	-0.017327	-0.017327	1.65	1.65
NUM436	5.9915	50.31256	1	-0.010321	-0.010321	1.65	1.65
NUM437	5.9915	50.433	1	-0.006485	-0.006485	1.65	1.65
NUM438	5.9915	50.47481	1	-0.009834	-0.009834	1.65	1.65
NUM439	5.9915	50.48733	1	-0.014377	-0.014377	1.65	1.65
NUM440	5.9915	50.41881	1	0.00143	0.00143	1.65	1.65
NUM441	5.9915	50.67196	1	0.005344	0.005344	1.65	1.65
NUM442	5.9915	44.60422	1	-0.009549	-0.009549	1.65	1.65
NUM443	5.9915	36.33675	1	0.0116	0.0116	1.65	1.65
NUM444	5.9915	33.0732	1	0.00046	0.00046	1.65	1.65
NUM445	5.9915	30.39742	1	0.030312	0.030312	1.65	1.64
NUM446	5.9915	28.84281	1	0.044363	0.044363	1.65	1.64
NUM447	5.9915	28.90472	1	0.047366	0.047366	1.65	1.64
NUM448	5.9915	28.98079	1	0.057851	0.057851	1.65	1.63
NUM449	5.9915	27.99925	1	0.047842	0.047842	1.65	1.64
NUM450	5.9915	27.79035	1	0.047383	0.047383	1.65	1.64
NUM451	5.9915	24.87726	1	0.038973	0.038973	1.65	1.64
NUM452	5.9915	24.7281	1	0.014034	0.014034	1.65	1.65
NUM453	5.9915	21.53662	1	0.037401	0.037401	1.65	1.64
NUM454	5.9915	18.25187	1	0.016675	0.016675	1.65	1.65
NUM455	5.9915	17.96939	1	0.022717	0.022717	1.65	1.64
NUM456	5.9915	16.51829	1	0.018515	0.018515	1.65	1.64
NUM457	5.9915	17.81191	1	0.030184	0.030184	1.65	1.64
NUM458	5.9915	17.93073	1	0.026007	0.026007	1.65	1.64

Data	Chi-Square	Jarque-Bera	Normality	Skewness	Dummy for Skewness	α	Cornis Fisher Expansion (α')
NUM459	5.9915	17.86581	1	0.024987	0.024987	1.65	1.64
NUM460	5.9915	18.51655	1	0.064705	0.064705	1.65	1.63
NUM461	5.9915	19.63255	1	0.073191	0.073191	1.65	1.63
NUM462	5.9915	19.59871	1	0.069079	0.069079	1.65	1.63
NUM463	5.9915	19.49895	1	0.060816	0.060816	1.65	1.63
NUM464	5.9915	15.64847	1	0.138902	0.138902	1.65	1.61
NUM465	5.9915	15.44279	1	0.135993	0.135993	1.65	1.61
NUM466	5.9915	13.339	1	0.106474	0.106474	1.65	1.62
NUM467	5.9915	13.02405	1	0.114768	0.114768	1.65	1.62
NUM468	5.9915	12.8644	1	0.135033	0.135033	1.65	1.61
NUM469	5.9915	12.10012	1	0.12156	0.12156	1.65	1.62
NUM470	5.9915	12.11841	1	0.127878	0.127878	1.65	1.61
NUM471	5.9915	11.99593	1	0.122017	0.122017	1.65	1.61
NUM472	5.9915	11.87159	1	0.13082	0.13082	1.65	1.61
NUM473	5.9915	12.97138	1	0.112364	0.112364	1.65	1.62
NUM474	5.9915	12.93305	1	0.10229	0.10229	1.65	1.62
NUM475	5.9915	12.88219	1	0.095447	0.095447	1.65	1.62
NUM476	5.9915	12.86957	1	0.094653	0.094653	1.65	1.62
NUM477	5.9915	12.95833	1	0.104023	0.104023	1.65	1.62
NUM478	5.9915	12.94488	1	0.107654	0.107654	1.65	1.62
NUM479	5.9915	11.59352	1	0.089528	0.089528	1.65	1.62
NUM480	5.9915	11.58483	1	0.095927	0.095927	1.65	1.62
NUM481	5.9915	11.78955	1	0.105246	0.105246	1.65	1.62
NUM482	5.9915	11.68937	1	0.095883	0.095883	1.65	1.62
NUM483	5.9915	11.73121	1	0.108731	0.108731	1.65	1.62
NUM484	5.9915	11.94614	1	0.130194	0.130194	1.65	1.61
NUM485	5.9915	11.70319	1	0.164821	0.164821	1.65	1.60
NUM486	5.9915	11.72458	1	0.16546	0.16546	1.65	1.60
NUM487	5.9915	11.77171	1	0.167203	0.167203	1.65	1.60
NUM488	5.9915	11.78634	1	0.167845	0.167845	1.65	1.60
NUM489	5.9915	11.97532	1	0.163037	0.163037	1.65	1.60
NUM490	5.9915	11.2212	1	0.17096	0.17096	1.65	1.60
NUM491	5.9915	10.98188	1	0.161124	0.161124	1.65	1.60
NUM492	5.9915	11.00749	1	0.153226	0.153226	1.65	1.61
NUM493	5.9915	10.84936	1	0.137547	0.137547	1.65	1.61
NUM494	5.9915	13.23049	1	0.150398	0.150398	1.65	1.61
NUM495	5.9915	16.1578	1	0.153829	0.153829	1.65	1.61
NUM496	5.9915	16.18626	1	0.133431	0.133431	1.65	1.61
NUM497	5.9915	18.17255	1	0.162282	0.162282	1.65	1.60
NUM498	5.9915	19.91428	1	0.180018	0.180018	1.65	1.60
NUM499	5.9915	19.86324	1	0.174056	0.174056	1.65	1.60
NUM500	5.9915	22.28404	1	0.173947	0.173947	1.65	1.60
NUM501	5.9915	22.3654	1	0.176636	0.176636	1.65	1.60
NUM502	5.9915	23.49615	1	0.159043	0.159043	1.65	1.60
NUM503	5.9915	23.41531	1	0.185802	0.185802	1.65	1.60
NUM504	5.9915	23.41703	1	0.186125	0.186125	1.65	1.60
NUM505	5.9915	23.02242	1	0.177739	0.177739	1.65	1.60
NUM506	5.9915	22.70346	1	0.161248	0.161248	1.65	1.60
NUM507	5.9915	23.61385	1	0.137206	0.137206	1.65	1.61
NUM508	5.9915	23.96825	1	0.118934	0.118934	1.65	1.62
NUM509	5.9915	14.95886	1	0.682871	0.682871	1.65	1.45
NUM510	5.9915	13.51029	1	0.657148	0.657148	1.65	1.46
NUM511	5.9915	14.78105	1	0.651815	0.651815	1.65	1.46
NUM512	5.9915	14.42698	1	0.63957	0.63957	1.65	1.47
NUM513	5.9915	14.86854	1	0.643116	0.643116	1.65	1.47
NUM514	5.9915	15.35872	1	0.665739	0.665739	1.65	1.46
NUM515	5.9915	14.36506	1	0.64539	0.64539	1.65	1.46
NUM516	5.9915	15.21199	1	0.678012	0.678012	1.65	1.46
NUM517	5.9915	13.5248	1	0.650646	0.650646	1.65	1.46
NUM518	5.9915	14.0409	1	0.641132	0.641132	1.65	1.47

Data	Chi-Square	Jarque-Bera	Normality	Skewness	Dummy for Skewness	α	Cornis Fisher Expansion (α')
NUM519	5.9915	17.26036	1	0.713818	0.713818	1.65	1.45
NUM520	5.9915	19.72718	1	0.779162	0.779162	1.65	1.43
NUM521	5.9915	18.88417	1	0.741085	0.741085	1.65	1.44
NUM522	5.9915	19.20239	1	0.736468	0.736468	1.65	1.44
NUM523	5.9915	19.48577	1	0.734532	0.734532	1.65	1.44
NUM524	5.9915	14.02887	1	0.567766	0.567766	1.65	1.49
NUM525	5.9915	2.409374	0	0.23142	0	1.65	1.65
NUM526	5.9915	2.814753	0	0.209219	0	1.65	1.65
NUM527	5.9915	3.426362	0	0.238852	0	1.65	1.65
NUM528	5.9915	4.935479	0	0.360533	0	1.65	1.65
NUM529	5.9915	3.852176	0	0.326618	0	1.65	1.65
NUM530	5.9915	3.644253	0	0.300751	0	1.65	1.65
NUM531	5.9915	3.858765	0	0.314579	0	1.65	1.65
NUM532	5.9915	3.428591	0	0.292652	0	1.65	1.65
NUM533	5.9915	4.455897	0	0.323404	0	1.65	1.65
NUM534	5.9915	4.541179	0	0.304246	0	1.65	1.65
NUM535	5.9915	4.556938	0	0.304318	0	1.65	1.65
NUM536	5.9915	4.774127	0	0.300188	0	1.65	1.65
NUM537	5.9915	4.447095	0	0.27935	0	1.65	1.65
NUM538	5.9915	4.418715	0	0.282742	0	1.65	1.65
NUM539	5.9915	4.298289	0	0.291213	0	1.65	1.65
NUM540	5.9915	4.383626	0	0.277369	0	1.65	1.65
NUM541	5.9915	3.822858	0	0.252722	0	1.65	1.65
NUM542	5.9915	9.974758	1	0.475587	0.475587	1.65	1.51
NUM543	5.9915	12.30737	1	0.479531	0.479531	1.65	1.51
NUM544	5.9915	12.60431	1	0.48004	0.48004	1.65	1.51
NUM545	5.9915	13.9486	1	0.493951	0.493951	1.65	1.51
NUM546	5.9915	15.92067	1	0.507868	0.507868	1.65	1.50
NUM547	5.9915	15.6514	1	0.494702	0.494702	1.65	1.51
NUM548	5.9915	18.84595	1	0.630702	0.630702	1.65	1.47
NUM549	5.9915	15.17985	1	0.50236	0.50236	1.65	1.51
NUM550	5.9915	16.38823	1	0.540726	0.540726	1.65	1.49
NUM551	5.9915	19.49924	1	0.58064	0.58064	1.65	1.48
NUM552	5.9915	18.41218	1	0.592042	0.592042	1.65	1.48
NUM553	5.9915	23.24908	1	0.693183	0.693183	1.65	1.45
NUM554	5.9915	28.81959	1	0.73256	0.73256	1.65	1.44
NUM555	5.9915	23.82527	1	0.709817	0.709817	1.65	1.45
NUM556	5.9915	27.18024	1	0.737418	0.737418	1.65	1.44
NUM557	5.9915	27.49131	1	0.749858	0.749858	1.65	1.43
NUM558	5.9915	27.62452	1	0.746231	0.746231	1.65	1.44
NUM559	5.9915	27.68178	1	0.767714	0.767714	1.65	1.43
NUM560	5.9915	24.93331	1	0.762345	0.762345	1.65	1.43
NUM561	5.9915	22.54213	1	0.736953	0.736953	1.65	1.44
NUM562	5.9915	20.95298	1	0.729192	0.729192	1.65	1.44
NUM563	5.9915	18.03191	1	0.692452	0.692452	1.65	1.45
NUM564	5.9915	16.12354	1	0.579553	0.579553	1.65	1.48
NUM565	5.9915	16.99058	1	0.598819	0.598819	1.65	1.48
NUM566	5.9915	19.85274	1	0.614971	0.614971	1.65	1.47
NUM567	5.9915	17.03062	1	0.577537	0.577537	1.65	1.48
NUM568	5.9915	17.88382	1	0.579926	0.579926	1.65	1.48
NUM569	5.9915	16.77267	1	0.572728	0.572728	1.65	1.49
NUM570	5.9915	16.80329	1	0.563034	0.563034	1.65	1.49
NUM571	5.9915	16.61449	1	0.578266	0.578266	1.65	1.48
NUM572	5.9915	17.09751	1	0.568763	0.568763	1.65	1.49
NUM573	5.9915	16.99622	1	0.572907	0.572907	1.65	1.49
NUM574	5.9915	16.70298	1	0.583658	0.583658	1.65	1.48
NUM575	5.9915	16.49734	1	0.576969	0.576969	1.65	1.48
NUM576	5.9915	12.54247	1	0.431207	0.431207	1.65	1.53
NUM577	5.9915	11.29098	1	0.396569	0.396569	1.65	1.54
NUM578	5.9915	10.4533	1	0.363821	0.363821	1.65	1.55

Data	Chi-Square	Jarque-Bera	Normality	Skewness	Dummy for Skewness	α	Cornis Fisher Expansion (α')
NUM579	5.9915	12.27689	1	0.402771	0.402771	1.65	1.53
NUM580	5.9915	11.37349	1	0.369261	0.369261	1.65	1.54
NUM581	5.9915	11.24573	1	0.359421	0.359421	1.65	1.55
NUM582	5.9915	11.03016	1	0.351707	0.351707	1.65	1.55
NUM583	5.9915	11.23207	1	0.341054	0.341054	1.65	1.55
NUM584	5.9915	11.58436	1	0.335652	0.335652	1.65	1.55
NUM585	5.9915	13.79382	1	0.353129	0.353129	1.65	1.55
NUM586	5.9915	13.83727	1	0.364421	0.364421	1.65	1.55
NUM587	5.9915	13.82069	1	0.363199	0.363199	1.65	1.55
NUM588	5.9915	13.73911	1	0.371198	0.371198	1.65	1.54
NUM589	5.9915	14.12851	1	0.352033	0.352033	1.65	1.55
NUM590	5.9915	13.24548	1	0.365905	0.365905	1.65	1.54
NUM591	5.9915	12.81408	1	0.384923	0.384923	1.65	1.54
NUM592	5.9915	12.8354	1	0.383435	0.383435	1.65	1.54
NUM593	5.9915	12.9116	1	0.38761	0.38761	1.65	1.54
NUM594	5.9915	10.50736	1	0.356901	0.356901	1.65	1.55
NUM595	5.9915	10.22782	1	0.347946	0.347946	1.65	1.55
NUM596	5.9915	10.23829	1	0.361461	0.361461	1.65	1.55
NUM597	5.9915	10.38535	1	0.347445	0.347445	1.65	1.55
NUM598	5.9915	9.53639	1	0.355629	0.355629	1.65	1.55
NUM599	5.9915	8.656527	1	0.327988	0.327988	1.65	1.56
NUM600	5.9915	9.257345	1	0.346995	0.346995	1.65	1.55
NUM601	5.9915	9.064087	1	0.355454	0.355454	1.65	1.55
NUM602	5.9915	9.049547	1	0.356633	0.356633	1.65	1.55
NUM603	5.9915	9.766427	1	0.341687	0.341687	1.65	1.55
NUM604	5.9915	8.997446	1	0.310202	0.310202	1.65	1.56
NUM605	5.9915	8.182866	1	0.292707	0.292707	1.65	1.57
NUM606	5.9915	7.5862	1	0.276044	0.276044	1.65	1.57
NUM607	5.9915	7.370051	1	0.26436	0.26436	1.65	1.57
NUM608	5.9915	6.594763	1	0.272522	0.272522	1.65	1.57
NUM609	5.9915	7.628439	1	0.299285	0.299285	1.65	1.56
NUM610	5.9915	7.809792	1	0.301778	0.301778	1.65	1.56
NUM611	5.9915	8.73293	1	0.318163	0.318163	1.65	1.56
NUM612	5.9915	8.753451	1	0.324881	0.324881	1.65	1.56
NUM613	5.9915	9.522327	1	0.325595	0.325595	1.65	1.56
NUM614	5.9915	11.38658	1	0.353861	0.353861	1.65	1.55
NUM615	5.9915	12.99497	1	0.391691	0.391691	1.65	1.54
NUM616	5.9915	13.49307	1	0.397913	0.397913	1.65	1.54
NUM617	5.9915	17.11286	1	0.419289	0.419289	1.65	1.53
NUM618	5.9915	17.65902	1	0.436048	0.436048	1.65	1.52
NUM619	5.9915	17.66214	1	0.438299	0.438299	1.65	1.52
NUM620	5.9915	18.14859	1	0.442614	0.442614	1.65	1.52
NUM621	5.9915	23.45827	1	0.659455	0.659455	1.65	1.46
NUM622	5.9915	23.48254	1	0.655839	0.655839	1.65	1.46
NUM623	5.9915	27.39422	1	0.659913	0.659913	1.65	1.46
NUM624	5.9915	27.81068	1	0.668842	0.668842	1.65	1.46
NUM625	5.9915	27.84375	1	0.663696	0.663696	1.65	1.46
NUM626	5.9915	27.99854	1	0.642681	0.642681	1.65	1.47
NUM627	5.9915	27.21163	1	0.632352	0.632352	1.65	1.47
NUM628	5.9915	27.25259	1	0.631388	0.631388	1.65	1.47
NUM629	5.9915	30.91882	1	0.661182	0.661182	1.65	1.46
NUM630	5.9915	31.41925	1	0.670622	0.670622	1.65	1.46
NUM631	5.9915	30.88877	1	0.656516	0.656516	1.65	1.46
NUM632	5.9915	32.14641	1	0.673042	0.673042	1.65	1.46
NUM633	5.9915	30.13411	1	0.640013	0.640013	1.65	1.47
NUM634	5.9915	30.09593	1	0.639091	0.639091	1.65	1.47
NUM635	5.9915	31.44013	1	0.640695	0.640695	1.65	1.47
NUM636	5.9915	25.58164	1	0.60302	0.60302	1.65	1.48
NUM637	5.9915	25.12746	1	0.624463	0.624463	1.65	1.47
NUM638	5.9915	24.83198	1	0.624823	0.624823	1.65	1.47

Data	Chi-Square	Jarque-Bera	Normality	Skewness	Dummy for Skewness	α	Cornis Fisher Expansion (α')
NUM639	5.9915	25.3082	1	0.624878	0.624878	1.65	1.47
NUM640	5.9915	25.00896	1	0.632987	0.632987	1.65	1.47
NUM641	5.9915	24.46102	1	0.652274	0.652274	1.65	1.46
NUM642	5.9915	14.12098	1	0.407348	0.407348	1.65	1.53
NUM643	5.9915	12.66002	1	0.366336	0.366336	1.65	1.54
NUM644	5.9915	14.79392	1	0.399902	0.399902	1.65	1.54
NUM645	5.9915	15.4102	1	0.437041	0.437041	1.65	1.52
NUM646	5.9915	15.27307	1	0.442766	0.442766	1.65	1.52
NUM647	5.9915	12.14392	1	0.439266	0.439266	1.65	1.52
NUM648	5.9915	4.266786	0	0.151186	0	1.65	1.65
NUM649	5.9915	4.901116	0	0.396059	0	1.65	1.65
NUM650	5.9915	5.113714	0	0.393179	0	1.65	1.65
NUM651	5.9915	5.093811	0	0.387933	0	1.65	1.65
NUM652	5.9915	6.185707	1	0.410105	0.410105	1.65	1.53
NUM653	5.9915	5.947771	0	0.394864	0	1.65	1.65
NUM654	5.9915	5.949902	0	0.394747	0	1.65	1.65
NUM655	5.9915	5.379733	0	0.332603	0	1.65	1.65
NUM656	5.9915	5.628037	0	0.347607	0	1.65	1.65
NUM657	5.9915	5.609352	0	0.336334	0	1.65	1.65
NUM658	5.9915	5.344156	0	0.341037	0	1.65	1.65
NUM659	5.9915	4.975504	0	0.32872	0	1.65	1.65
NUM660	5.9915	4.232288	0	0.240646	0	1.65	1.65
NUM661	5.9915	5.328853	0	0.254063	0	1.65	1.65
NUM662	5.9915	6.662043	1	0.275749	0.275749	1.65	1.57
NUM663	5.9915	7.508033	1	0.294318	0.294318	1.65	1.57
NUM664	5.9915	7.589174	1	0.300165	0.300165	1.65	1.56
NUM665	5.9915	7.360961	1	0.31285	0.31285	1.65	1.56
NUM666	5.9915	8.024309	1	0.338686	0.338686	1.65	1.55
NUM667	5.9915	9.464265	1	0.334219	0.334219	1.65	1.55
NUM668	5.9915	9.620135	1	0.324297	0.324297	1.65	1.56
NUM669	5.9915	12.16291	1	0.353146	0.353146	1.65	1.55
NUM670	5.9915	12.18453	1	0.354349	0.354349	1.65	1.55
NUM671	5.9915	10.6397	1	0.313874	0.313874	1.65	1.56
NUM672	5.9915	10.18125	1	0.328478	0.328478	1.65	1.56
NUM673	5.9915	10.28618	1	0.312202	0.312202	1.65	1.56
NUM674	5.9915	8.464206	1	0.283739	0.283739	1.65	1.57
NUM675	5.9915	8.666282	1	0.297299	0.297299	1.65	1.56
NUM676	5.9915	9.795407	1	0.711106	0.711106	1.65	1.45
NUM677	5.9915	11.35118	1	0.747105	0.747105	1.65	1.44
NUM678	5.9915	12.0715	1	0.760425	0.760425	1.65	1.43
NUM679	5.9915	11.32243	1	0.743338	0.743338	1.65	1.44
NUM680	5.9915	12.99625	1	0.780316	0.780316	1.65	1.43
NUM681	5.9915	13.49461	1	0.795701	0.795701	1.65	1.42
NUM682	5.9915	14.16608	1	0.811794	0.811794	1.65	1.42
NUM683	5.9915	14.11133	1	0.818251	0.818251	1.65	1.42
NUM684	5.9915	13.54222	1	0.809641	0.809641	1.65	1.42
NUM685	5.9915	12.93343	1	0.79192	0.79192	1.65	1.42
NUM686	5.9915	12.55647	1	0.778774	0.778774	1.65	1.43
NUM687	5.9915	12.82336	1	0.787624	0.787624	1.65	1.42
NUM688	5.9915	12.56508	1	0.776581	0.776581	1.65	1.43
NUM689	5.9915	12.39812	1	0.772548	0.772548	1.65	1.43
NUM690	5.9915	9.023462	1	0.66566	0.66566	1.65	1.46
NUM691	5.9915	8.735257	1	0.646143	0.646143	1.65	1.46
NUM692	5.9915	8.643626	1	0.650087	0.650087	1.65	1.46
NUM693	5.9915	8.532248	1	0.64621	0.64621	1.65	1.46
NUM694	5.9915	5.17541	0	0.515259	0	1.65	1.65
NUM695	5.9915	6.019576	1	0.549329	0.549329	1.65	1.49
NUM696	5.9915	5.816988	0	0.536773	0	1.65	1.65
NUM697	5.9915	5.741565	0	0.533839	0	1.65	1.65
NUM698	5.9915	5.975281	0	0.533498	0	1.65	1.65

Data	Chi-Square	Jarque-Bera	Normality	Skewness	Dummy for Skewness	α	Cornis Fisher Expansion (α')
NUM699	5.9915	6.595979	1	0.551949	0.551949	1.65	1.49
NUM700	5.9915	6.45532	1	0.546815	0.546815	1.65	1.49
NUM701	5.9915	6.462458	1	0.538914	0.538914	1.65	1.50
NUM702	5.9915	6.045163	1	0.518497	0.518497	1.65	1.50
NUM703	5.9915	6.524428	1	0.538878	0.538878	1.65	1.50
NUM704	5.9915	6.980825	1	0.54253	0.54253	1.65	1.49
NUM705	5.9915	7.712016	1	0.544346	0.544346	1.65	1.49
NUM706	5.9915	9.368059	1	0.571913	0.571913	1.65	1.49
NUM707	5.9915	10.71315	1	0.608473	0.608473	1.65	1.48
NUM708	5.9915	11.07856	1	0.621371	0.621371	1.65	1.47
NUM709	5.9915	11.07177	1	0.621182	0.621182	1.65	1.47
NUM710	5.9915	12.45848	1	0.631394	0.631394	1.65	1.47
NUM711	5.9915	13.03458	1	0.64065	0.64065	1.65	1.47
NUM712	5.9915	13.07561	1	0.646354	0.646354	1.65	1.46
NUM713	5.9915	12.15805	1	0.616206	0.616206	1.65	1.47
NUM714	5.9915	11.20451	1	0.597832	0.597832	1.65	1.48
NUM715	5.9915	12.73722	1	0.622842	0.622842	1.65	1.47
NUM716	5.9915	13.69986	1	0.62535	0.62535	1.65	1.47
NUM717	5.9915	13.75398	1	0.632257	0.632257	1.65	1.47
NUM718	5.9915	13.71672	1	0.642781	0.642781	1.65	1.47
NUM719	5.9915	11.27358	1	0.587668	0.587668	1.65	1.48
NUM720	5.9915	13.56461	1	0.632821	0.632821	1.65	1.47
NUM721	5.9915	12.92927	1	0.616468	0.616468	1.65	1.47
NUM722	5.9915	12.20963	1	0.598134	0.598134	1.65	1.48
NUM723	5.9915	11.98694	1	0.624002	0.624002	1.65	1.47
NUM724	5.9915	12.23419	1	0.632535	0.632535	1.65	1.47
NUM725	5.9915	12.30922	1	0.645073	0.645073	1.65	1.46
NUM726	5.9915	12.85474	1	0.655022	0.655022	1.65	1.46
NUM727	5.9915	15.86175	1	0.731787	0.731787	1.65	1.44
NUM728	5.9915	15.8551	1	0.731156	0.731156	1.65	1.44
NUM729	5.9915	14.90701	1	0.725474	0.725474	1.65	1.44
NUM730	5.9915	14.82636	1	0.739245	0.739245	1.65	1.44
NUM731	5.9915	14.85564	1	0.739716	0.739716	1.65	1.44
NUM732	5.9915	15.38851	1	0.752688	0.752688	1.65	1.43
NUM733	5.9915	18.2164	1	0.789744	0.789744	1.65	1.42
NUM734	5.9915	15.94265	1	0.764627	0.764627	1.65	1.43
NUM735	5.9915	15.92529	1	0.765637	0.765637	1.65	1.43
NUM736	5.9915	9.714845	1	0.597631	0.597631	1.65	1.48
NUM737	5.9915	9.337132	1	0.572206	0.572206	1.65	1.49
NUM738	5.9915	9.614608	1	0.568631	0.568631	1.65	1.49
NUM739	5.9915	9.554814	1	0.556138	0.556138	1.65	1.49
NUM740	5.9915	9.08656	1	0.528791	0.528791	1.65	1.50
NUM741	5.9915	10.7917	1	0.57384	0.57384	1.65	1.49
NUM742	5.9915	10.80369	1	0.513735	0.513735	1.65	1.50
NUM743	5.9915	13.21804	1	0.533189	0.533189	1.65	1.50
NUM744	5.9915	11.98844	1	0.507229	0.507229	1.65	1.50
NUM745	5.9915	12.78162	1	0.520398	0.520398	1.65	1.50
NUM746	5.9915	12.94838	1	0.514983	0.514983	1.65	1.50
NUM747	5.9915	0.879696	0	0.125945	0	1.65	1.65
NUM748	5.9915	0.611953	0	0.110913	0	1.65	1.65
NUM749	5.9915	2.843611	0	0.274155	0	1.65	1.65
NUM750	5.9915	2.022186	0	0.246149	0	1.65	1.65
NUM751	5.9915	2.060039	0	0.254707	0	1.65	1.65
NUM752	5.9915	2.120979	0	0.268855	0	1.65	1.65
NUM753	5.9915	2.389791	0	0.302845	0	1.65	1.65
NUM754	5.9915	2.388948	0	0.30006	0	1.65	1.65
NUM755	5.9915	3.764359	0	0.385493	0	1.65	1.65
NUM756	5.9915	3.70918	0	0.396562	0	1.65	1.65
NUM757	5.9915	3.861276	0	0.406834	0	1.65	1.65
NUM758	5.9915	4.033133	0	0.398686	0	1.65	1.65

Data	Chi-Square	Jarque-Bera	Normality	Skewness	Dummy for Skewness	α	Cornis Fisher Expansion (α')
NUM759	5.9915	4.838948	0	0.437494	0	1.65	1.65
NUM760	5.9915	5.126	0	0.424005	0	1.65	1.65
NUM761	5.9915	4.435057	0	0.413363	0	1.65	1.65
NUM762	5.9915	4.328703	0	0.403048	0	1.65	1.65
NUM763	5.9915	5.246394	0	0.454046	0	1.65	1.65
NUM764	5.9915	5.100987	0	0.446741	0	1.65	1.65
NUM765	5.9915	5.095559	0	0.446618	0	1.65	1.65
NUM766	5.9915	8.086267	1	0.570469	0.570469	1.65	1.49
NUM767	5.9915	7.629882	1	0.577853	0.577853	1.65	1.48
NUM768	5.9915	6.693736	1	0.553969	0.553969	1.65	1.49
NUM769	5.9915	6.547342	1	0.539174	0.539174	1.65	1.50
NUM770	5.9915	5.246353	0	0.489004	0	1.65	1.65
NUM771	5.9915	6.639628	1	0.524166	0.524166	1.65	1.50
NUM772	5.9915	5.797646	0	0.48683	0	1.65	1.65
NUM773	5.9915	5.786461	0	0.500698	0	1.65	1.65
NUM774	5.9915	6.367373	1	0.494151	0.494151	1.65	1.51
NUM775	5.9915	6.176772	1	0.483832	0.483832	1.65	1.51
NUM776	5.9915	7.586925	1	0.526641	0.526641	1.65	1.50
NUM777	5.9915	7.618222	1	0.527921	0.527921	1.65	1.50
NUM778	5.9915	7.369726	1	0.524422	0.524422	1.65	1.50
NUM779	5.9915	7.12865	1	0.51323	0.51323	1.65	1.50
NUM780	5.9915	6.880064	1	0.50282	0.50282	1.65	1.51
NUM781	5.9915	6.601417	1	0.487277	0.487277	1.65	1.51
NUM782	5.9915	5.449409	0	0.459436	0	1.65	1.65
NUM783	5.9915	5.633171	0	0.464095	0	1.65	1.65
NUM784	5.9915	6.428184	1	0.486928	0.486928	1.65	1.51
NUM785	5.9915	5.850252	0	0.473038	0	1.65	1.65
NUM786	5.9915	5.006259	0	0.449329	0	1.65	1.65
NUM787	5.9915	4.70899	0	0.449088	0	1.65	1.65
NUM788	5.9915	4.491907	0	0.454532	0	1.65	1.65
NUM789	5.9915	3.06664	0	0.314089	0	1.65	1.65
NUM790	5.9915	2.362164	0	0.288373	0	1.65	1.65
NUM791	5.9915	1.835026	0	0.257421	0	1.65	1.65
NUM792	5.9915	2.66206	0	0.32564	0	1.65	1.65
NUM793	5.9915	2.821264	0	0.337708	0	1.65	1.65
NUM794	5.9915	3.500436	0	0.366199	0	1.65	1.65
NUM795	5.9915	3.401305	0	0.356654	0	1.65	1.65
NUM796	5.9915	3.323926	0	0.370326	0	1.65	1.65
NUM797	5.9915	3.65354	0	0.394217	0	1.65	1.65
NUM798	5.9915	2.750992	0	0.33001	0	1.65	1.65
NUM799	5.9915	2.958829	0	0.341515	0	1.65	1.65
NUM800	5.9915	3.215857	0	0.368876	0	1.65	1.65
NUM801	5.9915	3.269677	0	0.374869	0	1.65	1.65
NUM802	5.9915	2.237985	0	0.28374	0	1.65	1.65
NUM803	5.9915	32.16794	1	0.811103	0.811103	1.65	1.42
NUM804	5.9915	30.10031	1	0.801001	0.801001	1.65	1.42
NUM805	5.9915	27.15655	1	0.786471	0.786471	1.65	1.42
NUM806	5.9915	27.42449	1	0.799753	0.799753	1.65	1.42
NUM807	5.9915	27.41131	1	0.797601	0.797601	1.65	1.42
NUM808	5.9915	24.40246	1	0.763541	0.763541	1.65	1.43
NUM809	5.9915	23.05553	1	0.745173	0.745173	1.65	1.44
NUM810	5.9915	22.9506	1	0.764863	0.764863	1.65	1.43
NUM811	5.9915	23.7351	1	0.78875	0.78875	1.65	1.42
NUM812	5.9915	23.61571	1	0.78128	0.78128	1.65	1.43
NUM813	5.9915	24.72062	1	0.804364	0.804364	1.65	1.42
NUM814	5.9915	25.32271	1	0.811299	0.811299	1.65	1.42
NUM815	5.9915	22.12902	1	0.768629	0.768629	1.65	1.43
NUM816	5.9915	19.97347	1	0.746072	0.746072	1.65	1.44
NUM817	5.9915	19.14359	1	0.724363	0.724363	1.65	1.44
NUM818	5.9915	18.94809	1	0.710126	0.710126	1.65	1.45

Data	Chi-Square	Jarque-Bera	Normality	Skewness	Dummy for Skewness	α	Cornis Fisher Expansion (α')
NUM819	5.9915	17.6398	1	0.697671	0.697671	1.65	1.45
NUM820	5.9915	17.71322	1	0.694164	0.694164	1.65	1.45
NUM821	5.9915	18.20697	1	0.706447	0.706447	1.65	1.45
NUM822	5.9915	18.65225	1	0.729477	0.729477	1.65	1.44
NUM823	5.9915	22.37901	1	0.754194	0.754194	1.65	1.43
NUM824	5.9915	22.10744	1	0.746767	0.746767	1.65	1.44
NUM825	5.9915	22.27418	1	0.743247	0.743247	1.65	1.44
NUM826	5.9915	22.59725	1	0.763895	0.763895	1.65	1.43
NUM827	5.9915	21.19307	1	0.735163	0.735163	1.65	1.44
NUM828	5.9915	20.81663	1	0.739249	0.739249	1.65	1.44
NUM829	5.9915	21.68132	1	0.751816	0.751816	1.65	1.43
NUM830	5.9915	21.80824	1	0.734572	0.734572	1.65	1.44
NUM831	5.9915	22.58567	1	0.748125	0.748125	1.65	1.44
NUM832	5.9915	22.52109	1	0.756285	0.756285	1.65	1.43
NUM833	5.9915	21.48893	1	0.73767	0.73767	1.65	1.44
NUM834	5.9915	23.89946	1	0.762963	0.762963	1.65	1.43
NUM835	5.9915	23.92667	1	0.756119	0.756119	1.65	1.43
NUM836	5.9915	24.05412	1	0.757318	0.757318	1.65	1.43
NUM837	5.9915	22.88763	1	0.745817	0.745817	1.65	1.44
NUM838	5.9915	22.36157	1	0.730308	0.730308	1.65	1.44
NUM839	5.9915	22.40987	1	0.732206	0.732206	1.65	1.44
NUM840	5.9915	23.01385	1	0.75144	0.75144	1.65	1.43
NUM841	5.9915	22.9839	1	0.75096	0.75096	1.65	1.43
NUM842	5.9915	22.82326	1	0.744741	0.744741	1.65	1.44
NUM843	5.9915	23.13196	1	0.73812	0.73812	1.65	1.44
NUM844	5.9915	23.87994	1	0.749536	0.749536	1.65	1.43
NUM845	5.9915	24.34759	1	0.747781	0.747781	1.65	1.44
NUM846	5.9915	23.39137	1	0.726342	0.726342	1.65	1.44
NUM847	5.9915	22.1296	1	0.700277	0.700277	1.65	1.45
NUM848	5.9915	20.27534	1	0.687139	0.687139	1.65	1.45
NUM849	5.9915	22.11202	1	0.677705	0.677705	1.65	1.46
NUM850	5.9915	25.17762	1	0.722715	0.722715	1.65	1.44
NUM851	5.9915	20.40024	1	0.637024	0.637024	1.65	1.47
NUM852	5.9915	19.9583	1	0.639427	0.639427	1.65	1.47
NUM853	5.9915	16.17036	1	0.602002	0.602002	1.65	1.48
NUM854	5.9915	16.03922	1	0.593855	0.593855	1.65	1.48
NUM855	5.9915	19.96509	1	0.607311	0.607311	1.65	1.48
NUM856	5.9915	19.19243	1	0.602453	0.602453	1.65	1.48
NUM857	5.9915	19.02683	1	0.610325	0.610325	1.65	1.47
NUM858	5.9915	18.01516	1	0.590738	0.590738	1.65	1.48
NUM859	5.9915	17.45399	1	0.583432	0.583432	1.65	1.48
NUM860	5.9915	18.84941	1	0.606814	0.606814	1.65	1.48
NUM861	5.9915	21.22246	1	0.63815	0.63815	1.65	1.47
NUM862	5.9915	20.65145	1	0.626816	0.626816	1.65	1.47
NUM863	5.9915	21.03042	1	0.613983	0.613983	1.65	1.47
NUM864	5.9915	19.76643	1	0.596285	0.596285	1.65	1.48
NUM865	5.9915	19.95697	1	0.595423	0.595423	1.65	1.48
NUM866	5.9915	24.88138	1	0.593914	0.593914	1.65	1.48
NUM867	5.9915	30.93849	1	0.623268	0.623268	1.65	1.47
NUM868	5.9915	32.26146	1	0.630478	0.630478	1.65	1.47
NUM869	5.9915	32.17529	1	0.629049	0.629049	1.65	1.47
NUM870	5.9915	35.99758	1	0.64576	0.64576	1.65	1.46
NUM871	5.9915	29.65777	1	0.606439	0.606439	1.65	1.48
NUM872	5.9915	30.83962	1	0.613832	0.613832	1.65	1.47
NUM873	5.9915	31.29161	1	0.596992	0.596992	1.65	1.48
NUM874	5.9915	25.02991	1	0.574105	0.574105	1.65	1.49
NUM875	5.9915	22.68792	1	0.548928	0.548928	1.65	1.49
NUM876	5.9915	18.8621	1	0.571573	0.571573	1.65	1.49
NUM877	5.9915	15.72917	1	0.53099	0.53099	1.65	1.50
NUM878	5.9915	17.19718	1	0.560452	0.560452	1.65	1.49

Data	Chi-Square	Jarque-Bera	Normality	Skewness	Dummy for Skewness	α	Cornis Fisher Expansion (α')
NUM879	5.9915	18.84415	1	0.585286	0.585286	1.65	1.48
NUM880	5.9915	18.35731	1	0.576779	0.576779	1.65	1.48
NUM881	5.9915	18.66579	1	0.58832	0.58832	1.65	1.48
NUM882	5.9915	20.9024	1	0.621662	0.621662	1.65	1.47
NUM883	5.9915	19.85608	1	0.588445	0.588445	1.65	1.48
NUM884	5.9915	16.82033	1	0.545316	0.545316	1.65	1.49
NUM885	5.9915	17.6533	1	0.580283	0.580283	1.65	1.48
NUM886	5.9915	19.33576	1	0.61751	0.61751	1.65	1.47
NUM887	5.9915	19.39707	1	0.59751	0.59751	1.65	1.48
NUM888	5.9915	15.9897	1	0.562805	0.562805	1.65	1.49
NUM889	5.9915	19.56166	1	0.625105	0.625105	1.65	1.47
NUM890	5.9915	21.654	1	0.652758	0.652758	1.65	1.46
NUM891	5.9915	25.33595	1	0.694778	0.694778	1.65	1.45
NUM892	5.9915	31.62392	1	0.714663	0.714663	1.65	1.44
NUM893	5.9915	29.75264	1	0.713273	0.713273	1.65	1.45
NUM894	5.9915	29.6253	1	0.721258	0.721258	1.65	1.44
NUM895	5.9915	28.56232	1	0.704743	0.704743	1.65	1.45

Data Normalitas JAKMINE

Data	Chi-Square	Jarque-Bera	Normality	Skewness	Dummy for Skewness	α	Cornis Fisher Expansion (α')
NUM101	5.9915	1.307364	0	-0.268573	0	1.65	1.65
NUM102	5.9915	1.391448	0	-0.269024	0	1.65	1.65
NUM103	5.9915	1.416735	0	-0.272724	0	1.65	1.65
NUM104	5.9915	1.376668	0	-0.265282	0	1.65	1.65
NUM105	5.9915	1.404198	0	-0.266722	0	1.65	1.65
NUM106	5.9915	1.627012	0	-0.291594	0	1.65	1.65
NUM107	5.9915	1.84593	0	-0.310793	0	1.65	1.65
NUM108	5.9915	1.586884	0	-0.275242	0	1.65	1.65
NUM109	5.9915	1.307882	0	-0.24352	0	1.65	1.65
NUM110	5.9915	1.31774	0	-0.254588	0	1.65	1.65
NUM111	5.9915	1.111596	0	-0.229065	0	1.65	1.65
NUM112	5.9915	1.175883	0	-0.216599	0	1.65	1.65
NUM113	5.9915	1.134518	0	-0.208603	0	1.65	1.65
NUM114	5.9915	1.110168	0	-0.205997	0	1.65	1.65
NUM115	5.9915	1.170083	0	-0.200101	0	1.65	1.65
NUM116	5.9915	1.459795	0	-0.229962	0	1.65	1.65
NUM117	5.9915	1.417954	0	-0.227181	0	1.65	1.65
NUM118	5.9915	1.467955	0	-0.246521	0	1.65	1.65
NUM119	5.9915	1.405796	0	-0.261092	0	1.65	1.65
NUM120	5.9915	1.223811	0	-0.22561	0	1.65	1.65
NUM121	5.9915	1.352332	0	-0.209774	0	1.65	1.65
NUM122	5.9915	1.196538	0	-0.129105	0	1.65	1.65
NUM123	5.9915	1.186222	0	-0.128919	0	1.65	1.65
NUM124	5.9915	1.122208	0	-0.204925	0	1.65	1.65
NUM125	5.9915	0.864362	0	-0.180309	0	1.65	1.65
NUM126	5.9915	0.86259	0	-0.178522	0	1.65	1.65
NUM127	5.9915	1.103738	0	-0.236753	0	1.65	1.65
NUM128	5.9915	0.89239	0	-0.206396	0	1.65	1.65
NUM129	5.9915	0.464154	0	-0.151504	0	1.65	1.65
NUM130	5.9915	0.331701	0	-0.132724	0	1.65	1.65
NUM131	5.9915	0.195077	0	-0.094369	0	1.65	1.65
NUM132	5.9915	0.19003	0	-0.093301	0	1.65	1.65
NUM133	5.9915	0.172984	0	-0.092798	0	1.65	1.65
NUM134	5.9915	57.54635	1	-0.903901	-0.903901	1.65	1.91
NUM135	5.9915	109.2595	1	-1.342906	-1.342906	1.65	2.04
NUM136	5.9915	96.90468	1	-0.599829	-0.599829	1.65	1.82
NUM137	5.9915	84.3574	1	-0.561281	-0.561281	1.65	1.81
NUM138	5.9915	70.29497	1	-0.459783	-0.459783	1.65	1.78
NUM139	5.9915	71.51048	1	-0.466261	-0.466261	1.65	1.78
NUM140	5.9915	72.58228	1	-0.435373	-0.435373	1.65	1.77
NUM141	5.9915	72.98419	1	-0.432318	-0.432318	1.65	1.77
NUM142	5.9915	77.92703	1	-0.412329	-0.412329	1.65	1.77
NUM143	5.9915	82.43041	1	-0.391928	-0.391928	1.65	1.76
NUM144	5.9915	83.79328	1	-0.407137	-0.407137	1.65	1.77
NUM145	5.9915	76.6108	1	-0.406376	-0.406376	1.65	1.77
NUM146	5.9915	76.3407	1	-0.407969	-0.407969	1.65	1.77
NUM147	5.9915	76.33786	1	-0.408104	-0.408104	1.65	1.77
NUM148	5.9915	73.04392	1	-0.424776	-0.424776	1.65	1.77
NUM149	5.9915	71.926	1	-0.435877	-0.435877	1.65	1.78
NUM150	5.9915	74.24127	1	-0.433684	-0.433684	1.65	1.77
NUM151	5.9915	74.8609	1	-0.43685	-0.43685	1.65	1.78
NUM152	5.9915	76.01218	1	-0.462817	-0.462817	1.65	1.78
NUM153	5.9915	78.26563	1	-0.467289	-0.467289	1.65	1.78
NUM154	5.9915	80.76514	1	-0.471336	-0.471336	1.65	1.79
NUM155	5.9915	81.53375	1	-0.462774	-0.462774	1.65	1.78

Data	Chi-Square	Jarque-Bera	Normality	Skewness	Dummy for Skewness	α	Cornis Fisher Expansion (α')
NUM156	5.9915	81.03778	1	-0.457046	-0.457046	1.65	1.78
NUM157	5.9915	77.57319	1	-0.482723	-0.482723	1.65	1.79
NUM158	5.9915	70.31406	1	-0.467952	-0.467952	1.65	1.78
NUM159	5.9915	72.09438	1	-0.490039	-0.490039	1.65	1.79
NUM160	5.9915	71.56279	1	-0.507616	-0.507616	1.65	1.80
NUM161	5.9915	71.91848	1	-0.503889	-0.503889	1.65	1.79
NUM162	5.9915	71.03494	1	-0.480561	-0.480561	1.65	1.79
NUM163	5.9915	71.92605	1	-0.459749	-0.459749	1.65	1.78
NUM164	5.9915	69.39972	1	-0.482917	-0.482917	1.65	1.79
NUM165	5.9915	66.77943	1	-0.465001	-0.465001	1.65	1.78
NUM166	5.9915	67.1238	1	-0.471765	-0.471765	1.65	1.79
NUM167	5.9915	62.96576	1	-0.471527	-0.471527	1.65	1.79
NUM168	5.9915	61.8283	1	-0.464886	-0.464886	1.65	1.78
NUM169	5.9915	63.28228	1	-0.477941	-0.477941	1.65	1.79
NUM170	5.9915	63.69185	1	-0.467549	-0.467549	1.65	1.78
NUM171	5.9915	62.31135	1	-0.493838	-0.493838	1.65	1.79
NUM172	5.9915	61.50002	1	-0.493538	-0.493538	1.65	1.79
NUM173	5.9915	53.10044	1	-0.451705	-0.451705	1.65	1.78
NUM174	5.9915	43.97335	1	-0.395298	-0.395298	1.65	1.76
NUM175	5.9915	40.57075	1	-0.40533	-0.40533	1.65	1.77
NUM176	5.9915	47.58097	1	-0.413858	-0.413858	1.65	1.77
NUM177	5.9915	50.79866	1	-0.426447	-0.426447	1.65	1.77
NUM178	5.9915	43.92822	1	-0.557681	-0.557681	1.65	1.81
NUM179	5.9915	41.56771	1	-0.57491	-0.57491	1.65	1.82
NUM180	5.9915	40.30389	1	-0.563825	-0.563825	1.65	1.81
NUM181	5.9915	40.59139	1	-0.551982	-0.551982	1.65	1.81
NUM182	5.9915	40.65007	1	-0.551408	-0.551408	1.65	1.81
NUM183	5.9915	43.25245	1	-0.589286	-0.589286	1.65	1.82
NUM184	5.9915	43.142	1	-0.585689	-0.585689	1.65	1.82
NUM185	5.9915	41.00085	1	-0.597584	-0.597584	1.65	1.82
NUM186	5.9915	41.06758	1	-0.617434	-0.617434	1.65	1.83
NUM187	5.9915	44.00545	1	-0.627375	-0.627375	1.65	1.83
NUM188	5.9915	40.58011	1	-0.583891	-0.583891	1.65	1.82
NUM189	5.9915	42.8871	1	-0.622678	-0.622678	1.65	1.83
NUM190	5.9915	42.31494	1	-0.625437	-0.625437	1.65	1.83
NUM191	5.9915	42.83091	1	-0.619425	-0.619425	1.65	1.83
NUM192	5.9915	40.75129	1	-0.625628	-0.625628	1.65	1.83
NUM193	5.9915	40.32588	1	-0.61973	-0.61973	1.65	1.83
NUM194	5.9915	32.15441	1	-0.625002	-0.625002	1.65	1.83
NUM195	5.9915	33.39928	1	-0.643645	-0.643645	1.65	1.83
NUM196	5.9915	33.59447	1	-0.650626	-0.650626	1.65	1.84
NUM197	5.9915	31.27539	1	-0.616479	-0.616479	1.65	1.83
NUM198	5.9915	28.55739	1	-0.594983	-0.594983	1.65	1.82
NUM199	5.9915	30.3897	1	-0.619583	-0.619583	1.65	1.83
NUM200	5.9915	25.9169	1	-0.594567	-0.594567	1.65	1.82
NUM201	5.9915	24.32723	1	-0.571837	-0.571837	1.65	1.81
NUM202	5.9915	23.77279	1	-0.567661	-0.567661	1.65	1.81
NUM203	5.9915	21.60102	1	-0.567519	-0.567519	1.65	1.81
NUM204	5.9915	21.4366	1	-0.565112	-0.565112	1.65	1.81
NUM205	5.9915	19.0324	1	-0.546532	-0.546532	1.65	1.81
NUM206	5.9915	17.00119	1	-0.512086	-0.512086	1.65	1.80
NUM207	5.9915	16.83243	1	-0.498994	-0.498994	1.65	1.79
NUM208	5.9915	18.32638	1	-0.52177	-0.52177	1.65	1.80
NUM209	5.9915	18.72052	1	-0.552907	-0.552907	1.65	1.81
NUM210	5.9915	17.91222	1	-0.541339	-0.541339	1.65	1.81
NUM211	5.9915	18.33738	1	-0.552854	-0.552854	1.65	1.81
NUM212	5.9915	19.48124	1	-0.566234	-0.566234	1.65	1.81

Data	Chi-Square	Jarque-Bera	Normality	Skewness	Dummy for Skewness	α	Cornis Fisher Expansion (α')
NUM213	5.9915	18.41429	1	-0.551335	-0.551335	1.65	1.81
NUM214	5.9915	18.42517	1	-0.560367	-0.560367	1.65	1.81
NUM215	5.9915	18.70467	1	-0.538013	-0.538013	1.65	1.80
NUM216	5.9915	18.04848	1	-0.508438	-0.508438	1.65	1.80
NUM217	5.9915	17.66309	1	-0.494195	-0.494195	1.65	1.79
NUM218	5.9915	15.2915	1	-0.466677	-0.466677	1.65	1.78
NUM219	5.9915	15.52862	1	-0.478813	-0.478813	1.65	1.79
NUM220	5.9915	16.26998	1	-0.492483	-0.492483	1.65	1.79
NUM221	5.9915	18.10679	1	-0.53342	-0.53342	1.65	1.80
NUM222	5.9915	18.31068	1	-0.54624	-0.54624	1.65	1.81
NUM223	5.9915	17.88056	1	-0.526503	-0.526503	1.65	1.80
NUM224	5.9915	21.12948	1	-0.540981	-0.540981	1.65	1.81
NUM225	5.9915	21.37455	1	-0.54554	-0.54554	1.65	1.81
NUM226	5.9915	21.54688	1	-0.571199	-0.571199	1.65	1.81
NUM227	5.9915	26.24945	1	-0.598212	-0.598212	1.65	1.82
NUM228	5.9915	26.0571	1	-0.596102	-0.596102	1.65	1.82
NUM229	5.9915	28.57398	1	-0.604442	-0.604442	1.65	1.82
NUM230	5.9915	29.39488	1	-0.614293	-0.614293	1.65	1.83
NUM231	5.9915	29.78287	1	-0.616781	-0.616781	1.65	1.83
NUM232	5.9915	23.945	1	-0.626894	-0.626894	1.65	1.83
NUM233	5.9915	25.51816	1	-0.660476	-0.660476	1.65	1.84
NUM234	5.9915	18.63847	1	-0.449866	-0.449866	1.65	1.78
NUM235	5.9915	13.35311	1	-0.366314	-0.366314	1.65	1.76
NUM236	5.9915	24.15409	1	-0.854692	-0.854692	1.65	1.90
NUM237	5.9915	24.29066	1	-0.452711	-0.452711	1.65	1.78
NUM238	5.9915	28.7646	1	-0.482285	-0.482285	1.65	1.79
NUM239	5.9915	25.79596	1	-0.445801	-0.445801	1.65	1.78
NUM240	5.9915	27.11696	1	-0.471479	-0.471479	1.65	1.79
NUM241	5.9915	27.13005	1	-0.474859	-0.474859	1.65	1.79
NUM242	5.9915	27.90939	1	-0.486069	-0.486069	1.65	1.79
NUM243	5.9915	28.03791	1	-0.487673	-0.487673	1.65	1.79
NUM244	5.9915	27.0638	1	-0.504757	-0.504757	1.65	1.79
NUM245	5.9915	26.86387	1	-0.504023	-0.504023	1.65	1.79
NUM246	5.9915	26.69517	1	-0.496025	-0.496025	1.65	1.79
NUM247	5.9915	23.80509	1	-0.469179	-0.469179	1.65	1.78
NUM248	5.9915	22.89616	1	-0.436423	-0.436423	1.65	1.78
NUM249	5.9915	22.90726	1	-0.428757	-0.428757	1.65	1.77
NUM250	5.9915	22.86615	1	-0.42149	-0.42149	1.65	1.77
NUM251	5.9915	22.94079	1	-0.451933	-0.451933	1.65	1.78
NUM252	5.9915	22.63326	1	-0.439565	-0.439565	1.65	1.78
NUM253	5.9915	24.45571	1	-0.46606	-0.46606	1.65	1.78
NUM254	5.9915	24.62127	1	-0.452313	-0.452313	1.65	1.78
NUM255	5.9915	23.26358	1	-0.433466	-0.433466	1.65	1.77
NUM256	5.9915	22.51444	1	-0.45732	-0.45732	1.65	1.78
NUM257	5.9915	23.67007	1	-0.445765	-0.445765	1.65	1.78
NUM258	5.9915	24.84904	1	-0.424429	-0.424429	1.65	1.77
NUM259	5.9915	23.4329	1	-0.40174	-0.40174	1.65	1.77
NUM260	5.9915	23.40574	1	-0.389642	-0.389642	1.65	1.76
NUM261	5.9915	23.38217	1	-0.38757	-0.38757	1.65	1.76
NUM262	5.9915	23.70397	1	-0.392288	-0.392288	1.65	1.76
NUM263	5.9915	20.27838	1	-0.375522	-0.375522	1.65	1.76
NUM264	5.9915	19.77307	1	-0.341684	-0.341684	1.65	1.75
NUM265	5.9915	20.87128	1	-0.361277	-0.361277	1.65	1.75
NUM266	5.9915	20.94132	1	-0.366237	-0.366237	1.65	1.76
NUM267	5.9915	17.22908	1	-0.360073	-0.360073	1.65	1.75
NUM268	5.9915	16.89004	1	-0.356361	-0.356361	1.65	1.75
NUM269	5.9915	16.99304	1	-0.360964	-0.360964	1.65	1.75

Data	Chi-Square	Jarque-Bera	Normality	Skewness	Dummy for Skewness	α	Cornis Fisher Expansion (α')
NUM270	5.9915	13.34345	1	-0.355552	-0.355552	1.65	1.75
NUM271	5.9915	12.46103	1	-0.317567	-0.317567	1.65	1.74
NUM272	5.9915	9.983309	1	-0.293326	-0.293326	1.65	1.73
NUM273	5.9915	11.62769	1	-0.306313	-0.306313	1.65	1.74
NUM274	5.9915	11.66259	1	-0.299324	-0.299324	1.65	1.74
NUM275	5.9915	13.72796	1	-0.303458	-0.303458	1.65	1.74
NUM276	5.9915	11.67103	1	-0.302781	-0.302781	1.65	1.74
NUM277	5.9915	11.75383	1	-0.305335	-0.305335	1.65	1.74
NUM278	5.9915	13.79466	1	-0.24236	-0.24236	1.65	1.72
NUM279	5.9915	15.22487	1	-0.250249	-0.250249	1.65	1.72
NUM280	5.9915	14.2093	1	-0.240899	-0.240899	1.65	1.72
NUM281	5.9915	12.35288	1	-0.213723	-0.213723	1.65	1.71
NUM282	5.9915	9.782401	1	-0.194413	-0.194413	1.65	1.71
NUM283	5.9915	8.481903	1	-0.187148	-0.187148	1.65	1.70
NUM284	5.9915	6.754409	1	-0.175564	-0.175564	1.65	1.70
NUM285	5.9915	6.970872	1	-0.176927	-0.176927	1.65	1.70
NUM286	5.9915	8.361676	1	-0.166673	-0.166673	1.65	1.70
NUM287	5.9915	7.871874	1	-0.128342	-0.128342	1.65	1.69
NUM288	5.9915	8.014033	1	-0.165697	-0.165697	1.65	1.70
NUM289	5.9915	7.368764	1	-0.148518	-0.148518	1.65	1.69
NUM290	5.9915	7.81717	1	-0.128522	-0.128522	1.65	1.69
NUM291	5.9915	7.571565	1	-0.133403	-0.133403	1.65	1.69
NUM292	5.9915	7.351423	1	-0.130532	-0.130532	1.65	1.69
NUM293	5.9915	7.367726	1	-0.134457	-0.134457	1.65	1.69
NUM294	5.9915	9.562052	1	-0.141305	-0.141305	1.65	1.69
NUM295	5.9915	9.535468	1	-0.12907	-0.12907	1.65	1.69
NUM296	5.9915	8.484131	1	-0.096416	-0.096416	1.65	1.68
NUM297	5.9915	6.922663	1	-0.103396	-0.103396	1.65	1.68
NUM298	5.9915	6.217343	1	-0.103248	-0.103248	1.65	1.68
NUM299	5.9915	5.438475	0	-0.074272	0	1.65	1.65
NUM300	5.9915	6.239025	1	-0.111329	-0.111329	1.65	1.68
NUM301	5.9915	5.737008	0	-0.142178	0	1.65	1.65
NUM302	5.9915	6.394211	1	-0.114121	-0.114121	1.65	1.68
NUM303	5.9915	7.565886	1	-0.093681	-0.093681	1.65	1.68
NUM304	5.9915	7.114382	1	-0.118394	-0.118394	1.65	1.68
NUM305	5.9915	8.852725	1	-0.125987	-0.125987	1.65	1.69
NUM306	5.9915	9.163189	1	-0.16156	-0.16156	1.65	1.70
NUM307	5.9915	8.876192	1	-0.174806	-0.174806	1.65	1.70
NUM308	5.9915	8.846851	1	-0.169506	-0.169506	1.65	1.70
NUM309	5.9915	9.727249	1	-0.147873	-0.147873	1.65	1.69
NUM310	5.9915	9.637777	1	-0.177532	-0.177532	1.65	1.70
NUM311	5.9915	9.6688	1	-0.174026	-0.174026	1.65	1.70
NUM312	5.9915	9.752245	1	-0.184069	-0.184069	1.65	1.70
NUM313	5.9915	9.94587	1	-0.213622	-0.213622	1.65	1.71
NUM314	5.9915	9.213715	1	-0.213781	-0.213781	1.65	1.71
NUM315	5.9915	9.212858	1	-0.213741	-0.213741	1.65	1.71
NUM316	5.9915	9.467401	1	-0.227342	-0.227342	1.65	1.72
NUM317	5.9915	8.662367	1	-0.20901	-0.20901	1.65	1.71
NUM318	5.9915	8.618961	1	-0.208862	-0.208862	1.65	1.71
NUM319	5.9915	8.263404	1	-0.182504	-0.182504	1.65	1.70
NUM320	5.9915	6.623434	1	-0.177284	-0.177284	1.65	1.70
NUM321	5.9915	6.799246	1	-0.174734	-0.174734	1.65	1.70
NUM322	5.9915	6.720264	1	-0.150163	-0.150163	1.65	1.69
NUM323	5.9915	6.55581	1	-0.142279	-0.142279	1.65	1.69
NUM324	5.9915	6.254417	1	-0.13272	-0.13272	1.65	1.69
NUM325	5.9915	5.52366	0	-0.110723	0	1.65	1.65
NUM326	5.9915	5.192139	0	-0.108063	0	1.65	1.65

Data	Chi-Square	Jarque-Bera	Normality	Skewness	Dummy for Skewness	α	Cornis Fisher Expansion (α')
NUM327	5.9915	5.108426	0	-0.115366	0	1.65	1.65
NUM328	5.9915	4.82173	0	-0.141992	0	1.65	1.65
NUM329	5.9915	4.289467	0	-0.108333	0	1.65	1.65
NUM330	5.9915	4.243352	0	-0.103186	0	1.65	1.65
NUM331	5.9915	3.537515	0	-0.124009	0	1.65	1.65
NUM332	5.9915	4.374632	0	-0.085973	0	1.65	1.65
NUM333	5.9915	4.525216	0	-0.061521	0	1.65	1.65
NUM334	5.9915	4.93382	0	-0.074467	0	1.65	1.65
NUM335	5.9915	5.030825	0	0.072328	0	1.65	1.65
NUM336	5.9915	4.465897	0	0.297223	0	1.65	1.65
NUM337	5.9915	0.358896	0	-0.104592	0	1.65	1.65
NUM338	5.9915	0.413969	0	-0.119009	0	1.65	1.65
NUM339	5.9915	0.53207	0	-0.156981	0	1.65	1.65
NUM340	5.9915	0.415138	0	-0.13203	0	1.65	1.65
NUM341	5.9915	0.332294	0	-0.114058	0	1.65	1.65
NUM342	5.9915	0.298568	0	-0.100019	0	1.65	1.65
NUM343	5.9915	0.328369	0	-0.109516	0	1.65	1.65
NUM344	5.9915	0.283286	0	-0.11129	0	1.65	1.65
NUM345	5.9915	0.150889	0	-0.086388	0	1.65	1.65
NUM346	5.9915	1.831638	0	-0.289416	0	1.65	1.65
NUM347	5.9915	2.245548	0	-0.327286	0	1.65	1.65
NUM348	5.9915	2.245292	0	-0.327272	0	1.65	1.65
NUM349	5.9915	1.8554	0	-0.299397	0	1.65	1.65
NUM350	5.9915	1.463804	0	-0.269997	0	1.65	1.65
NUM351	5.9915	1.291492	0	-0.240559	0	1.65	1.65
NUM352	5.9915	1.167837	0	-0.228259	0	1.65	1.65
NUM353	5.9915	1.107972	0	-0.218119	0	1.65	1.65
NUM354	5.9915	1.092481	0	-0.215449	0	1.65	1.65
NUM355	5.9915	1.173976	0	-0.240371	0	1.65	1.65
NUM356	5.9915	0.922908	0	-0.215929	0	1.65	1.65
NUM357	5.9915	0.880336	0	-0.224775	0	1.65	1.65
NUM358	5.9915	0.91075	0	-0.233375	0	1.65	1.65
NUM359	5.9915	1.056546	0	-0.250859	0	1.65	1.65
NUM360	5.9915	0.82021	0	-0.221629	0	1.65	1.65
NUM361	5.9915	0.822238	0	-0.221896	0	1.65	1.65
NUM362	5.9915	0.854923	0	-0.226283	0	1.65	1.65
NUM363	5.9915	1.182428	0	-0.266165	0	1.65	1.65
NUM364	5.9915	1.376928	0	-0.286878	0	1.65	1.65
NUM365	5.9915	1.453189	0	-0.295266	0	1.65	1.65
NUM366	5.9915	1.180503	0	-0.262074	0	1.65	1.65
NUM367	5.9915	0.892116	0	-0.228505	0	1.65	1.65
NUM368	5.9915	1.138116	0	-0.251842	0	1.65	1.65
NUM369	5.9915	1.073501	0	-0.244132	0	1.65	1.65
NUM370	5.9915	1.133784	0	-0.259665	0	1.65	1.65
NUM371	5.9915	1.475902	0	-0.296817	0	1.65	1.65
NUM372	5.9915	1.539182	0	-0.303321	0	1.65	1.65
NUM373	5.9915	1.27071	0	-0.269189	0	1.65	1.65
NUM374	5.9915	1.331985	0	-0.282068	0	1.65	1.65
NUM375	5.9915	1.006753	0	-0.241555	0	1.65	1.65
NUM376	5.9915	0.960428	0	-0.234056	0	1.65	1.65
NUM377	5.9915	0.870742	0	-0.214225	0	1.65	1.65
NUM378	5.9915	0.946711	0	-0.217471	0	1.65	1.65
NUM379	5.9915	0.927834	0	-0.216657	0	1.65	1.65
NUM380	5.9915	1.214716	0	-0.255726	0	1.65	1.65
NUM381	5.9915	1.312913	0	-0.275165	0	1.65	1.65
NUM382	5.9915	1.211424	0	-0.26941	0	1.65	1.65
NUM383	5.9915	1.154747	0	-0.261184	0	1.65	1.65

Data	Chi-Square	Jarque-Bera	Normality	Skewness	Dummy for Skewness	α	Cornis Fisher Expansion (α')
NUM384	5.9915	1.567437	0	-0.299517	0	1.65	1.65
NUM385	5.9915	1.531912	0	-0.289339	0	1.65	1.65
NUM386	5.9915	1.472154	0	-0.284661	0	1.65	1.65
NUM387	5.9915	1.47653	0	-0.284816	0	1.65	1.65
NUM388	5.9915	1.093261	0	-0.251205	0	1.65	1.65
NUM389	5.9915	1.176013	0	-0.257416	0	1.65	1.65
NUM390	5.9915	0.931125	0	-0.234577	0	1.65	1.65
NUM391	5.9915	0.879579	0	-0.225449	0	1.65	1.65
NUM392	5.9915	1.250447	0	-0.268158	0	1.65	1.65
NUM393	5.9915	1.907136	0	-0.332543	0	1.65	1.65
NUM394	5.9915	1.916193	0	-0.33387	0	1.65	1.65
NUM395	5.9915	1.67758	0	-0.314592	0	1.65	1.65
NUM396	5.9915	2.110502	0	-0.354966	0	1.65	1.65
NUM397	5.9915	2.391911	0	-0.378809	0	1.65	1.65
NUM398	5.9915	2.854214	0	-0.41326	0	1.65	1.65
NUM399	5.9915	2.899665	0	-0.416603	0	1.65	1.65
NUM400	5.9915	1.642611	0	-0.086571	0	1.65	1.65
NUM401	5.9915	2.081473	0	-0.067849	0	1.65	1.65
NUM402	5.9915	2.116687	0	-0.089079	0	1.65	1.65
NUM403	5.9915	2.144372	0	-0.090995	0	1.65	1.65
NUM404	5.9915	2.097549	0	-0.051808	0	1.65	1.65
NUM405	5.9915	1.922902	0	-0.023221	0	1.65	1.65
NUM406	5.9915	1.969625	0	0.014213	0	1.65	1.65
NUM407	5.9915	605.2845	1	-2.009939	-2.009939	1.65	2.23
NUM408	5.9915	563.9291	1	-1.951846	-1.951846	1.65	2.21
NUM409	5.9915	423.524	1	-1.856635	-1.856635	1.65	2.18
NUM410	5.9915	431.3375	1	-1.859016	-1.859016	1.65	2.18
NUM411	5.9915	404.1819	1	-1.817074	-1.817074	1.65	2.17
NUM412	5.9915	397.4595	1	-1.793251	-1.793251	1.65	2.16
NUM413	5.9915	395.2864	1	-1.771214	-1.771214	1.65	2.16
NUM414	5.9915	402.9776	1	-1.763529	-1.763529	1.65	2.16
NUM415	5.9915	384.9305	1	-1.744563	-1.744563	1.65	2.15
NUM416	5.9915	384.5232	1	-1.736156	-1.736156	1.65	2.15
NUM417	5.9915	379.6417	1	-1.726399	-1.726399	1.65	2.15
NUM418	5.9915	378.6742	1	-1.724612	-1.724612	1.65	2.15
NUM419	5.9915	363.4357	1	-1.694434	-1.694434	1.65	2.14
NUM420	5.9915	371.3252	1	-1.703301	-1.703301	1.65	2.14
NUM421	5.9915	377.4214	1	-1.701145	-1.701145	1.65	2.14
NUM422	5.9915	375.6551	1	-1.694975	-1.694975	1.65	2.14
NUM423	5.9915	346.3289	1	-1.650596	-1.650596	1.65	2.12
NUM424	5.9915	295.25	1	-1.5188	-1.5188	1.65	2.09
NUM425	5.9915	244.4349	1	-1.343002	-1.343002	1.65	2.04
NUM426	5.9915	256.5018	1	-1.355675	-1.355675	1.65	2.04
NUM427	5.9915	253.8381	1	-1.331331	-1.331331	1.65	2.03
NUM428	5.9915	226.5586	1	-1.271178	-1.271178	1.65	2.01
NUM429	5.9915	230.2383	1	-1.293648	-1.293648	1.65	2.02
NUM430	5.9915	228.3793	1	-1.283111	-1.283111	1.65	2.02
NUM431	5.9915	246.9828	1	-1.311398	-1.311398	1.65	2.03
NUM432	5.9915	247.9124	1	-1.314829	-1.314829	1.65	2.03
NUM433	5.9915	222.0591	1	-1.261423	-1.261423	1.65	2.01
NUM434	5.9915	222.0222	1	-1.260603	-1.260603	1.65	2.01
NUM435	5.9915	209.0082	1	-1.220895	-1.220895	1.65	2.00
NUM436	5.9915	203.3878	1	-1.183683	-1.183683	1.65	1.99
NUM437	5.9915	199.1214	1	-1.157809	-1.157809	1.65	1.98
NUM438	5.9915	191.3869	1	-1.118928	-1.118928	1.65	1.97
NUM439	5.9915	188.904	1	-1.121704	-1.121704	1.65	1.97
NUM440	5.9915	183.4511	1	-1.098343	-1.098343	1.65	1.97

Data	Chi-Square	Jarque-Bera	Normality	Skewness	Dummy for Skewness	α	Cornis Fisher Expansion (α')
NUM441	5.9915	167.8532	1	-1.069337	-1.069337	1.65	1.96
NUM442	5.9915	146.4132	1	-1.008687	-1.008687	1.65	1.94
NUM443	5.9915	143.9873	1	-0.985469	-0.985469	1.65	1.93
NUM444	5.9915	131.403	1	-0.944647	-0.944647	1.65	1.92
NUM445	5.9915	128.5946	1	-0.927606	-0.927606	1.65	1.92
NUM446	5.9915	140.9579	1	-0.937856	-0.937856	1.65	1.92
NUM447	5.9915	146.2259	1	-0.932196	-0.932196	1.65	1.92
NUM448	5.9915	143.3691	1	-0.942341	-0.942341	1.65	1.92
NUM449	5.9915	141.1394	1	-0.931861	-0.931861	1.65	1.92
NUM450	5.9915	131.7751	1	-0.929985	-0.929985	1.65	1.92
NUM451	5.9915	113.1964	1	-0.868085	-0.868085	1.65	1.90
NUM452	5.9915	112.6385	1	-0.878592	-0.878592	1.65	1.90
NUM453	5.9915	105.3186	1	-0.841761	-0.841761	1.65	1.89
NUM454	5.9915	91.43588	1	-0.788868	-0.788868	1.65	1.88
NUM455	5.9915	94.86455	1	-0.776546	-0.776546	1.65	1.87
NUM456	5.9915	99.48453	1	-0.802332	-0.802332	1.65	1.88
NUM457	5.9915	109.0348	1	-0.838994	-0.838994	1.65	1.89
NUM458	5.9915	113.4483	1	-0.826423	-0.826423	1.65	1.89
NUM459	5.9915	113.2801	1	-0.817431	-0.817431	1.65	1.88
NUM460	5.9915	114.8588	1	-0.843747	-0.843747	1.65	1.89
NUM461	5.9915	115.1234	1	-0.835148	-0.835148	1.65	1.89
NUM462	5.9915	115.1979	1	-0.833498	-0.833498	1.65	1.89
NUM463	5.9915	118.3691	1	-0.831075	-0.831075	1.65	1.89
NUM464	5.9915	95.99043	1	-0.702502	-0.702502	1.65	1.85
NUM465	5.9915	96.92114	1	-0.676192	-0.676192	1.65	1.84
NUM466	5.9915	99.49438	1	-0.709314	-0.709314	1.65	1.85
NUM467	5.9915	99.20157	1	-0.708096	-0.708096	1.65	1.85
NUM468	5.9915	103.2638	1	-0.749239	-0.749239	1.65	1.87
NUM469	5.9915	102.0153	1	-0.735476	-0.735476	1.65	1.86
NUM470	5.9915	102.7761	1	-0.727801	-0.727801	1.65	1.86
NUM471	5.9915	105.2489	1	-0.718159	-0.718159	1.65	1.86
NUM472	5.9915	109.028	1	-0.726185	-0.726185	1.65	1.86
NUM473	5.9915	110.1536	1	-0.761351	-0.761351	1.65	1.87
NUM474	5.9915	109.5451	1	-0.755646	-0.755646	1.65	1.87
NUM475	5.9915	120.1626	1	-0.763866	-0.763866	1.65	1.87
NUM476	5.9915	124.59	1	-0.78936	-0.78936	1.65	1.88
NUM477	5.9915	127.0314	1	-0.812665	-0.812665	1.65	1.88
NUM478	5.9915	130.2853	1	-0.796449	-0.796449	1.65	1.88
NUM479	5.9915	122.8008	1	-0.78204	-0.78204	1.65	1.87
NUM480	5.9915	125.5041	1	-0.76915	-0.76915	1.65	1.87
NUM481	5.9915	125.4635	1	-0.772751	-0.772751	1.65	1.87
NUM482	5.9915	124.5518	1	-0.785778	-0.785778	1.65	1.88
NUM483	5.9915	123.3613	1	-0.765099	-0.765099	1.65	1.87
NUM484	5.9915	123.9398	1	-0.762558	-0.762558	1.65	1.87
NUM485	5.9915	123.1875	1	-0.765733	-0.765733	1.65	1.87
NUM486	5.9915	121.4296	1	-0.780723	-0.780723	1.65	1.87
NUM487	5.9915	115.1209	1	-0.792773	-0.792773	1.65	1.88
NUM488	5.9915	120.2713	1	-0.812656	-0.812656	1.65	1.88
NUM489	5.9915	120.9143	1	-0.834289	-0.834289	1.65	1.89
NUM490	5.9915	124.448	1	-0.857657	-0.857657	1.65	1.90
NUM491	5.9915	123.4972	1	-0.843032	-0.843032	1.65	1.89
NUM492	5.9915	138.0643	1	-0.892442	-0.892442	1.65	1.91
NUM493	5.9915	159.7101	1	-0.93576	-0.93576	1.65	1.92
NUM494	5.9915	158.5457	1	-0.91431	-0.91431	1.65	1.91
NUM495	5.9915	160.7751	1	-0.936332	-0.936332	1.65	1.92
NUM496	5.9915	181.3165	1	-0.983076	-0.983076	1.65	1.93
NUM497	5.9915	189.3981	1	-1.006513	-1.006513	1.65	1.94

Data	Chi-Square	Jarque-Bera	Normality	Skewness	Dummy for Skewness	α	Cornis Fisher Expansion (α')
NUM498	5.9915	193.9466	1	-1.00724	-1.00724	1.65	1.94
NUM499	5.9915	204.506	1	-1.003736	-1.003736	1.65	1.94
NUM500	5.9915	253.0512	1	-1.170069	-1.170069	1.65	1.99
NUM501	5.9915	253.3488	1	-1.172882	-1.172882	1.65	1.99
NUM502	5.9915	252.3639	1	-1.173859	-1.173859	1.65	1.99
NUM503	5.9915	239.6141	1	-1.144784	-1.144784	1.65	1.98
NUM504	5.9915	245.6445	1	-1.170302	-1.170302	1.65	1.99
NUM505	5.9915	244.2177	1	-1.192984	-1.192984	1.65	1.99
NUM506	5.9915	249.5883	1	-1.212657	-1.212657	1.65	2.00
NUM507	5.9915	5.006887	0	0.386038	0	1.65	1.65
NUM508	5.9915	5.166512	0	0.365876	0	1.65	1.65
NUM509	5.9915	8.530109	1	0.672387	0.672387	1.65	1.46
NUM510	5.9915	8.547331	1	0.673067	0.673067	1.65	1.46
NUM511	5.9915	9.954468	1	0.706122	0.706122	1.65	1.45
NUM512	5.9915	9.861547	1	0.698413	0.698413	1.65	1.45
NUM513	5.9915	9.761179	1	0.689615	0.689615	1.65	1.45
NUM514	5.9915	9.310313	1	0.667109	0.667109	1.65	1.46
NUM515	5.9915	10.77543	1	0.701466	0.701466	1.65	1.45
NUM516	5.9915	9.768123	1	0.671886	0.671886	1.65	1.46
NUM517	5.9915	8.917444	1	0.63828	0.63828	1.65	1.47
NUM518	5.9915	7.46289	1	0.594073	0.594073	1.65	1.48
NUM519	5.9915	7.914647	1	0.602	0.602	1.65	1.48
NUM520	5.9915	7.714828	1	0.59147	0.59147	1.65	1.48
NUM521	5.9915	7.405755	1	0.590518	0.590518	1.65	1.48
NUM522	5.9915	7.183626	1	0.576894	0.576894	1.65	1.48
NUM523	5.9915	8.098012	1	0.590895	0.590895	1.65	1.48
NUM524	5.9915	8.274735	1	0.558033	0.558033	1.65	1.49
NUM525	5.9915	5.177333	0	0.426331	0	1.65	1.65
NUM526	5.9915	4.301476	0	0.400413	0	1.65	1.65
NUM527	5.9915	4.39187	0	0.39927	0	1.65	1.65
NUM528	5.9915	6.273954	1	0.526095	0.526095	1.65	1.50
NUM529	5.9915	6.373013	1	0.560092	0.560092	1.65	1.49
NUM530	5.9915	5.168733	0	0.51586	0	1.65	1.65
NUM531	5.9915	4.255837	0	0.479563	0	1.65	1.65
NUM532	5.9915	3.746595	0	0.448976	0	1.65	1.65
NUM533	5.9915	5.484408	0	0.54956	0	1.65	1.65
NUM534	5.9915	4.579477	0	0.510694	0	1.65	1.65
NUM535	5.9915	5.472702	0	0.554555	0	1.65	1.65
NUM536	5.9915	5.697613	0	0.565984	- 0	1.65	1.65
NUM537	5.9915	5.969709	0	0.573464	0	1.65	1.65
NUM538	5.9915	6.504721	1	0.591518	0.591518	1.65	1.48
NUM539	5.9915	6.582413	1	0.594495	0.594495	1.65	1.48
NUM540	5.9915	7.084838	1	0.606797	0.606797	1.65	1.48
NUM541	5.9915	7.543447	1	0.612086	0.612086	1.65	1.47
NUM542	5.9915	7.181799	1	0.585489	0.585489	1.65	1.48
NUM543	5.9915	7.608436	1	0.590826	0.590826	1.65	1.48
NUM544	5.9915	7.564959	1	0.58051	0.58051	1.65	1.48
NUM545	5.9915	7.553751	1	0.566017	0.566017	1.65	1.49
NUM546	5.9915	8.511573	1	0.619947	0.619947	1.65	1.47
NUM547	5.9915	6.91413	1	0.575186	0.575186	1.65	1.48
NUM548	5.9915	6.742188	1	0.570244	0.570244	1.65	1.49
NUM549	5.9915	7.312079	1	0.580122	0.580122	1.65	1.48
NUM550	5.9915	8.314463	1	0.595164	0.595164	1.65	1.48
NUM551	5.9915	8.573943	1	0.564051	0.564051	1.65	1.49
NUM552	5.9915	6.703173	1	0.293115	0.293115	1.65	1.57
NUM553	5.9915	7.46815	1	0.347244	0.347244	1.65	1.55
NUM554	5.9915	7.433525	1	0.271265	0.271265	1.65	1.57

Data	Chi-Square	Jarque-Bera	Normality	Skewness	Dummy for Skewness	α	Cornis Fisher Expansion (α')
NUM555	5.9915	6.024932	1	0.237138	0.237138	1.65	1.58
NUM556	5.9915	6.08697	1	0.221482	0.221482	1.65	1.59
NUM557	5.9915	5.955459	0	0.196828	0	1.65	1.65
NUM558	5.9915	6.253921	1	0.16714	0.16714	1.65	1.60
NUM559	5.9915	5.281322	0	0.152642	0	1.65	1.65
NUM560	5.9915	5.269125	0	0.152054	0	1.65	1.65
NUM561	5.9915	5.43667	0	0.139094	0	1.65	1.65
NUM562	5.9915	4.583858	0	0.107827	0	1.65	1.65
NUM563	5.9915	8.945359	1	0.335917	0.335917	1.65	1.55
NUM564	5.9915	5.243162	0	0.156301	0	1.65	1.65
NUM565	5.9915	6.239678	1	0.157651	0.157651	1.65	1.60
NUM566	5.9915	6.405032	1	0.166537	0.166537	1.65	1.60
NUM567	5.9915	7.677629	1	0.154389	0.154389	1.65	1.61
NUM568	5.9915	8.235316	1	0.194179	0.194179	1.65	1.59
NUM569	5.9915	8.905817	1	0.166531	0.166531	1.65	1.60
NUM570	5.9915	8.056943	1	0.132721	0.132721	1.65	1.61
NUM571	5.9915	8.139098	1	0.13019	0.13019	1.65	1.61
NUM572	5.9915	10.51811	1	0.161109	0.161109	1.65	1.60
NUM573	5.9915	9.861522	1	0.182178	0.182178	1.65	1.60
NUM574	5.9915	9.97867	1	0.182307	0.182307	1.65	1.60
NUM575	5.9915	10.52902	1	0.175785	0.175785	1.65	1.60
NUM576	5.9915	8.133993	1	0.099301	0.099301	1.65	1.62
NUM577	5.9915	8.119921	1	0.095969	0.095969	1.65	1.62
NUM578	5.9915	7.26269	1	0.085824	0.085824	1.65	1.63
NUM579	5.9915	8.969949	1	-0.074795	-0.074795	1.65	1.67
NUM580	5.9915	7.789298	1	0.016635	0.016635	1.65	1.65
NUM581	5.9915	7.355657	1	-0.007412	-0.007412	1.65	1.65
NUM582	5.9915	7.309815	1	0.011744	0.011744	1.65	1.65
NUM583	5.9915	8.19233	1	0.0038	0.0038	1.65	1.65
NUM584	5.9915	7.960566	1	0.014963	0.014963	1.65	1.65
NUM585	5.9915	8.002394	1	0.024458	0.024458	1.65	1.64
NUM586	5.9915	8.081957	1	0.0531	0.0531	1.65	1.63
NUM587	5.9915	9.699428	1	0.081085	0.081085	1.65	1.63
NUM588	5.9915	8.282026	1	0.063358	0.063358	1.65	1.63
NUM589	5.9915	6.564923	1	0.067447	0.067447	1.65	1.63
NUM590	5.9915	5.745124	0	0.08009	0	1.65	1.65
NUM591	5.9915	5.735615	0	0.080162	0	1.65	1.65
NUM592	5.9915	4.844789	0	0.10167	0	1.65	1.65
NUM593	5.9915	4.574331	0	0.075391	0	1.65	1.65
NUM594	5.9915	4.384266	0	0.035409	0	1.65	1.65
NUM595	5.9915	4.271916	0	0.05309	0	1.65	1.65
NUM596	5.9915	4.220911	0	0.057941	0	1.65	1.65
NUM597	5.9915	3.440394	0	0.026604	0	1.65	1.65
NUM598	5.9915	3.366558	0	0.046244	0	1.65	1.65
NUM599	5.9915	3.287139	0	0.00983	0	1.65	1.65
NUM600	5.9915	3.280875	0	0.011671	0	1.65	1.65
NUM601	5.9915	3.224477	0	-0.010998	0	1.65	1.65
NUM602	5.9915	3.102685	0	-0.01814	0	1.65	1.65
NUM603	5.9915	3.889428	0	0.002673	0	1.65	1.65
NUM604	5.9915	3.478426	0	-0.021473	0	1.65	1.65
NUM605	5.9915	3.062216	0	-0.021657	0	1.65	1.65
NUM606	5.9915	3.145037	0	-0.029393	0	1.65	1.65
NUM607	5.9915	3.134437	0	-0.048463	0	1.65	1.65
NUM608	5.9915	2.952884	0	-0.031633	0	1.65	1.65
NUM609	5.9915	2.264018	0	-0.050804	0	1.65	1.65
NUM610	5.9915	1.931563	0	-0.041733	0	1.65	1.65
NUM611	5.9915	1.947846	0	-0.060827	0	1.65	1.65

Data	Chi-Square	Jarque-Bera	Normality	Skewness	Dummy for Skewness	α	Cornis Fisher Expansion (α')
NUM612	5.9915	2.08745	0	-0.071231	0	1.65	1.65
NUM613	5.9915	1.616475	0	-0.067326	0	1.65	1.65
NUM614	5.9915	1.365766	0	-0.085153	0	1.65	1.65
NUM615	5.9915	1.388987	0	-0.087074	0	1.65	1.65
NUM616	5.9915	1.086409	0	-0.055094	0	1.65	1.65
NUM617	5.9915	0.669577	0	-0.049882	0	1.65	1.65
NUM618	5.9915	0.804925	0	-0.049619	0	1.65	1.65
NUM619	5.9915	0.854612	0	-0.052002	0	1.65	1.65
NUM620	5.9915	0.832167	0	-0.05256	0	1.65	1.65
NUM621	5.9915	1.217543	0	-0.054763	0	1.65	1.65
NUM622	5.9915	1.180474	0	-0.050149	0	1.65	1.65
NUM623	5.9915	0.819158	0	-0.021908	0	1.65	1.65
NUM624	5.9915	0.855832	0	-0.003544	0	1.65	1.65
NUM625	5.9915	0.929669	0	0.035316	0	1.65	1.65
NUM626	5.9915	1.13507	0	0.067999	0	1.65	1.65
NUM627	5.9915	1.081376	0	0.0686	0	1.65	1.65
NUM628	5.9915	0.915337	0	0.053738	0	1.65	1.65
NUM629	5.9915	1.228177	0	0.009305	0	1.65	1.65
NUM630	5.9915	1.671337	0	0.03099	0	1.65	1.65
NUM631	5.9915	1.873587	0	0.03177	0	1.65	1.65
NUM632	5.9915	1.900597	0	0.060164	0	1.65	1.65
NUM633	5.9915	1.915629	0	0.050564	0	1.65	1.65
NUM634	5.9915	2.40657	0	0.065137	0	1.65	1.65
NUM635	5.9915	2.52516	0	0.061079	0	1.65	1.65
NUM636	5.9915	3.105259	0	0.036519	0	1.65	1.65
NUM637	5.9915	3.102956	0	0.009598	0	1.65	1.65
NUM638	5.9915	3.081385	0	0.028348	0	1.65	1.65
NUM639	5.9915	3.09443	0	0.042804	0	1.65	1.65
NUM640	5.9915	2.987022	0	0.052237	0	1.65	1.65
NUM641	5.9915	3.257677	0	0.088502	0	1.65	1.65
NUM642	5.9915	4.163509	0	0.100338	0	1.65	1.65
NUM643	5.9915	4.179672	0	0.091744	0	1.65	1.65
NUM644	5.9915	5.407246	0	0.115915	0	1.65	1.65
NUM645	5.9915	5.700266	0	0.136361	0	1.65	1.65
NUM646	5.9915	6.671026	1	0.155632	0.155632	1.65	1.61
NUM647	5.9915	8.492856	1	0.175475	0.175475	1.65	1.60
NUM648	5.9915	9.194182	1	0.209572	0.209572	1.65	1.59
NUM649	5.9915	9.091299	1	0.223021	0.223021	1.65	1.59
NUM650	5.9915	9.690466	1	0.237756	0.237756	1.65	1.58
NUM651	5.9915	9.601377	1	0.248727	0.248727	1.65	1.58
NUM652	5.9915	11.91288	1	0.456875	0.456875	1.65	1.52
NUM653	5.9915	11.94679	1	0.43382	0.43382	1.65	1.53
NUM654	5.9915	13.80858	1	0.461642	0.461642	1.65	1.52
NUM655	5.9915	17.1082	1	0.481405	0.481405	1.65	1.51
NUM656	5.9915	17.06799	1	0.480451	0.480451	1.65	1.51
NUM657	5.9915	17.53014	1	0.510545	0.510545	1.65	1.50
NUM658	5.9915	18.62153	1	0.534198	0.534198	1.65	1.50
NUM659	5.9915	20.27025	1	0.551148	0.551148	1.65	1.49
NUM660	5.9915	19.40543	1	0.541683	0.541683	1.65	1.49
NUM661	5.9915	19.58592	1	0.548597	0.548597	1.65	1.49
NUM662	5.9915	21.44778	1	0.586054	0.586054	1.65	1.48
NUM663	5.9915	4.052582	0	0.18415	0	1.65	1.65
NUM664	5.9915	4.294988	0	0.170971	0	1.65	1.65
NUM665	5.9915	3.973008	0	0.149734	0	1.65	1.65
NUM666	5.9915	4.048907	0	0.154369	0	1.65	1.65
NUM667	5.9915	3.810356	0	0.18574	0	1.65	1.65
NUM668	5.9915	2.99435	0	0.15182	0	1.65	1.65

Data	Chi-Square	Jarque-Bera	Normality	Skewness	Dummy for Skewness	α	Cornis Fisher Expansion (α')
NUM669	5.9915	3.255476	0	0.186614	0	1.65	1.65
NUM670	5.9915	4.198636	0	0.210843	0	1.65	1.65
NUM671	5.9915	4.203029	0	0.212039	0	1.65	1.65
NUM672	5.9915	3.888512	0	0.232338	0	1.65	1.65
NUM673	5.9915	3.436679	0	0.206475	0	1.65	1.65
NUM674	5.9915	3.4491	0	0.184669	0	1.65	1.65
NUM675	5.9915	3.148841	0	0.164367	0	1.65	1.65
NUM676	5.9915	3.436952	0	0.199314	0	1.65	1.65
NUM677	5.9915	3.581243	0	0.2139	0	1.65	1.65
NUM678	5.9915	4.221878	0	0.201063	0	1.65	1.65
NUM679	5.9915	5.590378	0	0.514328	0	1.65	1.65
NUM680	5.9915	1.092583	0	0.233052	0	1.65	1.65
NUM681	5.9915	1.142117	0	0.251457	0	1.65	1.65
NUM682	5.9915	1.252898	0	0.260747	0	1.65	1.65
NUM683	5.9915	1.236711	0	0.259078	0	1.65	1.65
NUM684	5.9915	1.025051	0	0.223009	0	1.65	1.65
NUM685	5.9915	0.978781	0	0.213613	0	1.65	1.65
NUM686	5.9915	0.854595	0	0.178797	0	1.65	1.65
NUM687	5.9915	0.705532	0	0.147891	0	1.65	1.65
NUM688	5.9915	0.718072	0	0.162623	0	1.65	1.65
NUM689	5.9915	0.501133	0	0.112491	0	1.65	1.65
NUM690	5.9915	0.482601	0	0.118476	0	1.65	1.65
NUM691	5.9915	0.379468	0	0.108828	0	1.65	1.65
NUM692	5.9915	0.265917	0	0.103667	0	1.65	1.65
NUM693	5.9915	0.371244	0	0.139708	0	1.65	1.65
NUM694	5.9915	0.338877	0	0.142349	0	1.65	1.65
NUM695	5.9915	0.357515	0	0.145706	0	1.65	1.65
NUM696	5.9915	0.363741	0	0.146896	0	1.65	1.65
NUM697	5.9915	0.130451	0	0.088462	0	1.65	1.65
NUM698	5.9915	0.152029	0	0.094128	0	1.65	1.65
NUM699	5.9915	0.219916	0	0.114015	0	1.65	1.65
NUM700	5.9915	0.174124	0	0.097875	0	1.65	1.65
NUM701	5.9915	0.244699	0	0.12113	0	1.65	1.65
NUM702	5.9915	0.276817	0	0.127878	0	1.65	1.65
NUM703	5.9915	0.143364	0	0.091814	0	1.65	1.65
NUM704	5.9915	0.227465	0	0.112712	0	1.65	1.65
NUM705	5.9915	0.067793	0	0.055052	0	1.65	1.65
NUM706	5.9915	0.028173	0	0.041107	0	1.65	1.65
NUM707	5.9915	0.036614	0	0.045189	0	1.65	1.65
NUM708	5.9915	0.024004	0	0.03327	0	1.65	1.65
NUM709	5.9915	0.356643	0	-0.117326	0	1.65	1.65
NUM710	5.9915	0.362838	0	-0.137617	0	1.65	1.65
NUM711	5.9915	0.24879	0	-0.118188	0	1.65	1.65
NUM712	5.9915	0.184371	0	-0.09287	0	1.65	1.65
NUM713	5.9915	0.2216	0	-0.113078	0	1.65	1.65
NUM714	5.9915	0.312086	0	-0.135283	0	1.65	1.65
NUM715	5.9915	0.283717	0	-0.128165	0	1.65	1.65
NUM716	5.9915	0.421774	0	-0.158741	0	1.65	1.65
NUM717	5.9915	0.150411	0	-0.002876	0	1.65	1.65
NUM718	5.9915	0.078758	0	0.014982	0	1.65	1.65
NUM719	5.9915	0.09104	0	0.016298	0	1.65	1.65
NUM720	5.9915	0.030897	0	0.007694	0	1.65	1.65
NUM721	5.9915	0.067387	0	0.018512	0	1.65	1.65
NUM722	5.9915	0.097339	0	0.029256	0	1.65	1.65
NUM723	5.9915	0.093184	0	0.027333	0	1.65	1.65
NUM724	5.9915	0.152479	0	0.047131	0	1.65	1.65
NUM725	5.9915	0.098538	0	0.042674	0	1.65	1.65

Data	Chi-Square	Jarque-Bera	Normality	Skewness	Dummy for Skewness	α	Cornis Fisher Expansion (α')
NUM726	5.9915	0.090774	0	0.040408	0	1.65	1.65
NUM727	5.9915	0.079235	0	0.020768	0	1.65	1.65
NUM728	5.9915	0.023105	0	0.029193	0	1.65	1.65
NUM729	5.9915	0.040484	0	-0.04152	0	1.65	1.65
NUM730	5.9915	0.039746	0	-0.018802	0	1.65	1.65
NUM731	5.9915	0.001577	0	-0.008017	0	1.65	1.65
NUM732	5.9915	0.001587	0	-0.007953	0	1.65	1.65
NUM733	5.9915	0.010831	0	-0.016955	0	1.65	1.65
NUM734	5.9915	0.03104	0	-0.019489	0	1.65	1.65
NUM735	5.9915	0.028807	0	-0.021324	0	1.65	1.65
NUM736	5.9915	0.029401	0	-0.015797	0	1.65	1.65
NUM737	5.9915	0.015158	0	-0.015054	0	1.65	1.65
NUM738	5.9915	0.059757	0	-0.008139	0	1.65	1.65
NUM739	5.9915	0.069009	0	0.000318	0	1.65	1.65
NUM740	5.9915	0.072712	0	-0.027375	0	1.65	1.65
NUM741	5.9915	0.126826	0	-0.065306	0	1.65	1.65
NUM742	5.9915	0.071896	0	-0.037089	0	1.65	1.65
NUM743	5.9915	0.060522	0	-0.016643	0	1.65	1.65
NUM744	5.9915	0.069944	0	-0.032886	0	1.65	1.65
NUM745	5.9915	0.099527	0	-0.04845	0	1.65	1.65
NUM746	5.9915	0.086688	0	-0.043501	0	1.65	1.65
NUM747	5.9915	0.118307	0	-0.057307	0	1.65	1.65
NUM748	5.9915	0.167163	0	-0.086127	0	1.65	1.65
NUM749	5.9915	0.265565	0	-0.118731	0	1.65	1.65
NUM750	5.9915	0.272045	0	-0.120052	0	1.65	1.65
NUM751	5.9915	0.365058	0	-0.144969	0	1.65	1.65
NUM752	5.9915	0.378106	0	-0.147653	0	1.65	1.65
NUM753	5.9915	0.392819	0	-0.153228	0	1.65	1.65
NUM754	5.9915	0.343045	0	-0.143206	0	1.65	1.65
NUM755	5.9915	0.341303	0	-0.140476	0	1.65	1.65
NUM756	5.9915	0.318915	0	-0.136198	0	1.65	1.65
NUM757	5.9915	0.403937	0	-0.155562	0	1.65	1.65
NUM758	5.9915	0.426642	0	-0.154484	0	1.65	1.65
NUM759	5.9915	0.508982	0	-0.174524	0	1.65	1.65
NUM760	5.9915	0.538043	0	-0.179347	0	1.65	1.65
NUM761	5.9915	0.573476	0	-0.185115	0	1.65	1.65
NUM762	5.9915	0.626106	0	-0.192012	0	1.65	1.65
NUM763	5.9915	0.198347	0	-0.105231	0	1.65	1.65
NUM764	5.9915	0.223308	0	-0.112844	0	1.65	1.65
NUM765	5.9915	0.139449	0	-0.090735	0	1.65	1.65
NUM766	5.9915	0.187296	0	-0.103039	0	1.65	1.65
NUM767	5.9915	0.111028	0	-0.0804	0	1.65	1.65
NUM768	5.9915	0.40087	0	-0.154865	0	1.65	1.65
NUM769	5.9915	0.492067	0	-0.169885	0	1.65	1.65
NUM770	5.9915	0.396889	0	-0.154051	0	1.65	1.65
NUM771	5.9915	0.565602	0	-0.182608	0	1.65	1.65
NUM772	5.9915	0.568142	0	-0.182736	0	1.65	1.65
NUM773	5.9915	1.307892	0	-0.279509	0	1.65	1.65
NUM774	5.9915	1.239165	0	-0.272024	0	1.65	1.65
NUM775	5.9915	1.237576	0	-0.271987	0	1.65	1.65
NUM776	5.9915	1.610016	0	-0.30797	0	1.65	1.65
NUM777	5.9915	1.787029	0	-0.32744	0	1.65	1.65
NUM778	5.9915	1.862283	0	-0.333595	0	1.65	1.65
NUM779	5.9915	2.026536	0	-0.3485	0	1.65	1.65
NUM780	5.9915	2.282789	0	-0.367616	0	1.65	1.65
NUM781	5.9915	1.948558	0	-0.340815	0	1.65	1.65
NUM782	5.9915	2.427907	0	-0.37541	0	1.65	1.65

Data	Chi-Square	Jarque-Bera	Normality	Skewness	Dummy for Skewness	α	Cornis Fisher Expansion (α')
NUM783	5.9915	2.541337	0	-0.383375	0	1.65	1.65
NUM784	5.9915	0.984485	0	-0.239152	0	1.65	1.65
NUM785	5.9915	0.806245	0	-0.216589	0	1.65	1.65
NUM786	5.9915	0.936836	0	-0.236411	0	1.65	1.65
NUM787	5.9915	0.654699	0	-0.196211	0	1.65	1.65
NUM788	5.9915	0.441684	0	-0.160928	0	1.65	1.65
NUM789	5.9915	2.570882	0	-0.357692	0	1.65	1.65
NUM790	5.9915	3.183473	0	-0.379036	0	1.65	1.65
NUM791	5.9915	3.59582	0	-0.427621	0	1.65	1.65
NUM792	5.9915	2.088818	0	-0.193903	0	1.65	1.65
NUM793	5.9915	2.261818	0	-0.202531	0	1.65	1.65
NUM794	5.9915	2.024461	0	-0.206526	0	1.65	1.65
NUM795	5.9915	2.299201	0	-0.21598	0	1.65	1.65
NUM796	5.9915	1.768451	0	-0.211845	0	1.65	1.65
NUM797	5.9915	1.788914	0	-0.202036	0	1.65	1.65
NUM798	5.9915	4.27455	0	-0.362068	0	1.65	1.65
NUM799	5.9915	4.361127	0	-0.341507	0	1.65	1.65
NUM800	5.9915	3.792108	0	-0.346883	0	1.65	1.65
NUM801	5.9915	4.127333	0	-0.404718	0	1.65	1.65
NUM802	5.9915	7.129068	1	-0.539493	-0.539493	1.65	1.80
NUM803	5.9915	107.4328	1	0.693481	0.693481	1.65	1.45
NUM804	5.9915	99.64831	1	0.65345	0.65345	1.65	1.46
NUM805	5.9915	94.24262	1	0.65168	0.65168	1.65	1.46
NUM806	5.9915	91.57086	1	0.660965	0.660965	1.65	1.46
NUM807	5.9915	95.13178	1	0.683861	0.683861	1.65	1.45
NUM808	5.9915	90.07136	1	0.658847	0.658847	1.65	1.46
NUM809	5.9915	100.4738	1	0.699979	0.699979	1.65	1.45
NUM810	5.9915	86.55374	1	0.659596	0.659596	1.65	1.46
NUM811	5.9915	85.58126	1	0.650656	0.650656	1.65	1.46
NUM812	5.9915	85.51965	1	0.624968	0.624968	1.65	1.47
NUM813	5.9915	90.80661	1	0.64798	0.64798	1.65	1.46
NUM814	5.9915	92.06124	1	0.628093	0.628093	1.65	1.47
NUM815	5.9915	89.42691	1	0.60304	0.60304	1.65	1.48
NUM816	5.9915	90.53413	1	0.620486	0.620486	1.65	1.47
NUM817	5.9915	84.81287	1	0.585875	0.585875	1.65	1.48
NUM818	5.9915	83.26371	1	0.556681	0.556681	1.65	1.49
NUM819	5.9915	83.30209	1	0.52865	0.52865	1.65	1.50
NUM820	5.9915	77.8149	1	0.492324	0.492324	1.65	1.51
NUM821	5.9915	79.08993	1	0.490467	0.490467	1.65	1.51
NUM822	5.9915	80.01455	1	0.477961	0.477961	1.65	1.51
NUM823	5.9915	86.35774	1	0.516686	0.516686	1.65	1.50
NUM824	5.9915	87.26836	1	0.498651	0.498651	1.65	1.51
NUM825	5.9915	86.79554	1	0.47744	0.47744	1.65	1.51
NUM826	5.9915	80.73584	1	0.476804	0.476804	1.65	1.51
NUM827	5.9915	90.51313	1	0.503789	0.503789	1.65	1.51
NUM828	5.9915	90.09674	1	0.51132	0.51132	1.65	1.50
NUM829	5.9915	106.6451	1	0.554702	0.554702	1.65	1.49
NUM830	5.9915	109.136	1	0.544899	0.544899	1.65	1.49
NUM831	5.9915	104.7607	1	0.51376	0.51376	1.65	1.50
NUM832	5.9915	106.085	1	0.510101	0.510101	1.65	1.50
NUM833	5.9915	108.8826	1	0.523018	0.523018	1.65	1.50
NUM834	5.9915	114.3791	1	0.537974	0.537974	1.65	1.50
NUM835	5.9915	115.442	1	0.529113	0.529113	1.65	1.50
NUM836	5.9915	128.1279	1	0.567709	0.567709	1.65	1.49
NUM837	5.9915	130.3561	1	0.574851	0.574851	1.65	1.48
NUM838	5.9915	136.2811	1	0.58091	0.58091	1.65	1.48
NUM839	5.9915	137.0131	1	0.576378	0.576378	1.65	1.48

Data	Chi-Square	Jarque-Bera	Normality	Skewness	Dummy for Skewness	α	Cornis Fisher Expansion (α')
NUM840	5.9915	137.5975	1	0.598448	0.598448	1.65	1.48
NUM841	5.9915	141.3625	1	0.611131	0.611131	1.65	1.47
NUM842	5.9915	138.2607	1	0.583023	0.583023	1.65	1.48
NUM843	5.9915	139.0076	1	0.574116	0.574116	1.65	1.49
NUM844	5.9915	132.4916	1	0.553523	0.553523	1.65	1.49
NUM845	5.9915	132.7669	1	0.576337	0.576337	1.65	1.48
NUM846	5.9915	131.2523	1	0.568008	0.568008	1.65	1.49
NUM847	5.9915	132.0127	1	0.572155	0.572155	1.65	1.49
NUM848	5.9915	133.1353	1	0.579756	0.579756	1.65	1.48
NUM849	5.9915	133.3576	1	0.607585	0.607585	1.65	1.48
NUM850	5.9915	127.8664	1	0.591924	0.591924	1.65	1.48
NUM851	5.9915	127.8239	1	0.609069	0.609069	1.65	1.48
NUM852	5.9915	128.1672	1	0.61449	0.61449	1.65	1.47
NUM853	5.9915	126.7499	1	0.605563	0.605563	1.65	1.48
NUM854	5.9915	122.7968	1	0.582146	0.582146	1.65	1.48
NUM855	5.9915	135.7488	1	0.607846	0.607846	1.65	1.48
NUM856	5.9915	136.0767	1	0.626436	0.626436	1.65	1.47
NUM857	5.9915	134.0503	1	0.63756	0.63756	1.65	1.47
NUM858	5.9915	146.2454	1	0.657405	0.657405	1.65	1.46
NUM859	5.9915	143.3244	1	0.640328	0.640328	1.65	1.47
NUM860	5.9915	148.055	1	0.670425	0.670425	1.65	1.46
NUM861	5.9915	143.5183	1	0.652059	0.652059	1.65	1.46
NUM862	5.9915	160.1621	1	0.696123	0.696123	1.65	1.45
NUM863	5.9915	160.1764	1	0.696155	0.696155	1.65	1.45
NUM864	5.9915	152.4298	1	0.671596	0.671596	1.65	1.46
NUM865	5.9915	150.0215	1	0.683363	0.683363	1.65	1.45
NUM866	5.9915	148.8702	1	0.681079	0.681079	1.65	1.45
NUM867	5.9915	148.3463	1	0.677531	0.677531	1.65	1.46
NUM868	5.9915	159.0974	1	0.723926	0.723926	1.65	1.44
NUM869	5.9915	158.593	1	0.718256	0.718256	1.65	1.44
NUM870	5.9915	159.4644	1	0.718663	0.718663	1.65	1.44
NUM871	5.9915	167.5254	1	0.738403	0.738403	1.65	1.44
NUM872	5.9915	160.8302	1	0.751278	0.751278	1.65	1.43
NUM873	5.9915	162.7429	1	0.755858	0.755858	1.65	1.43
NUM874	5.9915	153.2455	1	0.729674	0.729674	1.65	1.44
NUM875	5.9915	160.8371	1	0.75271	0.75271	1.65	1.43
NUM876	5.9915	141.2076	1	0.715396	0.715396	1.65	1.44
NUM877	5.9915	147.7136	1	0.699543	0.699543	1.65	1.45
NUM878	5.9915	148.207	1	0.700355	0.700355	1.65	1.45
NUM879	5.9915	147.7704	1	0.703972	0.703972	1.65	1.45
NUM880	5.9915	145.1835	1	0.69655	0.69655	1.65	1.45
NUM881	5.9915	145.8058	1	0.692013	0.692013	1.65	1.45
NUM882	5.9915	146.7805	1	0.697564	0.697564	1.65	1.45
NUM883	5.9915	132.9378	1	0.664288	0.664288	1.65	1.46
NUM884	5.9915	131.111	1	0.630512	0.630512	1.65	1.47
NUM885	5.9915	131.0627	1	0.628517	0.628517	1.65	1.47
NUM886	5.9915	135.8862	1	0.649975	0.649975	1.65	1.46
NUM887	5.9915	135.9944	1	0.623989	0.623989	1.65	1.47
NUM888	5.9915	129.1901	1	0.586753	0.586753	1.65	1.48
NUM889	5.9915	159.855	1	0.710547	0.710547	1.65	1.45
NUM890	5.9915	158.4078	1	0.698085	0.698085	1.65	1.45
NUM891	5.9915	174.297	1	0.723056	0.723056	1.65	1.44
NUM892	5.9915	222.8412	1	0.723586	0.723586	1.65	1.44
NUM893	5.9915	222.3244	1	0.711381	0.711381	1.65	1.45
NUM894	5.9915	234.684	1	0.736704	0.736704	1.65	1.44
NUM895	5.9915	234.9673	1	0.735913	0.735913	1.65	1.44

Data Normalitas JAKPROP

Data	Chi-Square	Jarque-Bera	Normality	Skewness	Dummy for Skewness	α	Cornis Fisher Expansion (α')
NUM101	5.9915	9.949628	1	-0.236025	-0.236025	1.65	1.72
NUM102	5.9915	10.30624	1	-0.273024	-0.273024	1.65	1.73
NUM103	5.9915	10.59028	1	-0.29162	-0.29162	1.65	1.73
NUM104	5.9915	11.61639	1	-0.28095	-0.28095	1.65	1.73
NUM105	5.9915	11.27199	1	-0.278186	-0.278186	1.65	1.73
NUM106	5.9915	11.22019	1	-0.279729	-0.279729	1.65	1.73
NUM107	5.9915	13.7831	1	-0.31234	-0.31234	1.65	1.74
NUM108	5.9915	13.87098	1	-0.318214	-0.318214	1.65	1.74
NUM109	5.9915	15.15473	1	-0.334376	-0.334376	1.65	1.75
NUM110	5.9915	14.8052	1	-0.336502	-0.336502	1.65	1.75
NUM111	5.9915	17.21638	1	-0.362991	-0.362991	1.65	1.75
NUM112	5.9915	14.84287	1	-0.324883	-0.324883	1.65	1.74
NUM113	5.9915	15.11788	1	-0.339174	-0.339174	1.65	1.75
NUM114	5.9915	14.87735	1	-0.32247	-0.32247	1.65	1.74
NUM115	5.9915	16.17103	1	-0.357209	-0.357209	1.65	1.75
NUM116	5.9915	15.8658	1	-0.383925	-0.383925	1.65	1.76
NUM117	5.9915	15.55997	1	-0.38806	-0.38806	1.65	1.76
NUM118	5.9915	15.62067	1	-0.347875	-0.347875	1.65	1.75
NUM119	5.9915	16.5479	1	-0.368729	-0.368729	1.65	1.76
NUM120	5.9915	13.10748	1	-0.37034	-0.37034	1.65	1.76
NUM121	5.9915	11.70801	1	-0.371881	-0.371881	1.65	1.76
NUM122	5.9915	1.157002	0	0.059938	0	1.65	1.65
NUM123	5.9915	1.401067	0	0.088756	0	1.65	1.65
NUM124	5.9915	66.74543	1	-0.788415	-0.788415	1.65	1.88
NUM125	5.9915	70.8868	1	-0.800058	-0.800058	1.65	1.88
NUM126	5.9915	72.74361	1	-0.807216	-0.807216	1.65	1.88
NUM127	5.9915	57.58508	1	-0.815574	-0.815574	1.65	1.88
NUM128	5.9915	52.94659	1	-0.777857	-0.777857	1.65	1.87
NUM129	5.9915	47.49957	1	-0.66097	-0.66097	1.65	1.84
NUM130	5.9915	45.03373	1	-0.637577	-0.637577	1.65	1.83
NUM131	5.9915	37.32433	1	-0.598022	-0.598022	1.65	1.82
NUM132	5.9915	36.99321	1	-0.593957	-0.593957	1.65	1.82
NUM133	5.9915	32.32241	1	-0.55036	-0.55036	1.65	1.81
NUM134	5.9915	31.96926	1	-0.684256	-0.684256	1.65	1.85
NUM135	5.9915	111.5237	1	-1.293316	-1.293316	1.65	2.02
NUM136	5.9915	96.49672	1	-1.183193	-1.183193	1.65	1.99
NUM137	5.9915	89.73531	1	-1.149044	-1.149044	1.65	1.98
NUM138	5.9915	79.84954	1	-1.095099	-1.095099	1.65	1.96
NUM139	5.9915	78.13998	1	-1.094696	-1.094696	1.65	1.96
NUM140	5.9915	81.01191	1	-1.123398	-1.123398	1.65	1.97
NUM141	5.9915	80.16024	1	-1.106999	-1.106999	1.65	1.97
NUM142	5.9915	76.42455	1	-1.068132	-1.068132	1.65	1.96
NUM143	5.9915	74.35141	1	-1.048952	-1.048952	1.65	1.95
NUM144	5.9915	77.05155	1	-1.073299	-1.073299	1.65	1.96
NUM145	5.9915	75.98395	1	-1.07875	-1.07875	1.65	1.96
NUM146	5.9915	75.44313	1	-1.073128	-1.073128	1.65	1.96
NUM147	5.9915	75.39335	1	-1.072604	-1.072604	1.65	1.96
NUM148	5.9915	74.858	1	-1.049694	-1.049694	1.65	1.95
NUM149	5.9915	75.48887	1	-1.063054	-1.063054	1.65	1.96
NUM150	5.9915	75.29706	1	-1.06009	-1.06008	1.65	1.95
NUM151	5.9915	74.1482	1	-1.04642	-1.04642	1.65	1.95
NUM152	5.9915	82.24742	1	-1.082241	-1.082241	1.65	1.96

Data	Chi-Square	Jarque-Bera	Normality	Skewness	Dummy for Skewness	α	Cornis Fisher Expansion (α')
NUM153	5.9915	92.45198	1	-1.123419	-1.123419	1.65	1.97
NUM154	5.9915	101.481	1	-1.157362	-1.157362	1.65	1.98
NUM155	5.9915	100.669	1	-1.153138	-1.153138	1.65	1.98
NUM156	5.9915	101.7286	1	-1.162728	-1.162728	1.65	1.98
NUM157	5.9915	101.9646	1	-1.161038	-1.161038	1.65	1.98
NUM158	5.9915	96.71925	1	-1.132934	-1.132934	1.65	1.98
NUM159	5.9915	87.4733	1	-1.092952	-1.092952	1.65	1.96
NUM160	5.9915	87.7024	1	-1.098518	-1.098518	1.65	1.97
NUM161	5.9915	90.51409	1	-1.123877	-1.123877	1.65	1.97
NUM162	5.9915	89.15794	1	-1.115837	-1.115837	1.65	1.97
NUM163	5.9915	107.0656	1	-1.250361	-1.250361	1.65	2.01
NUM164	5.9915	107.2642	1	-1.251141	-1.251141	1.65	2.01
NUM165	5.9915	106.681	1	-1.232202	-1.232202	1.65	2.00
NUM166	5.9915	110.8314	1	-1.256649	-1.256649	1.65	2.01
NUM167	5.9915	114.2903	1	-1.278856	-1.278856	1.65	2.02
NUM168	5.9915	111.094	1	-1.249973	-1.249973	1.65	2.01
NUM169	5.9915	116.8619	1	-1.283934	-1.283934	1.65	2.02
NUM170	5.9915	121.2845	1	-1.2871	-1.2871	1.65	2.02
NUM171	5.9915	123.7424	1	-1.300864	-1.300864	1.65	2.02
NUM172	5.9915	123.6419	1	-1.301258	-1.301258	1.65	2.02
NUM173	5.9915	124.1505	1	-1.290461	-1.290461	1.65	2.02
NUM174	5.9915	131.277	1	-1.307692	-1.307692	1.65	2.03
NUM175	5.9915	136.9703	1	-1.31569	-1.31569	1.65	2.03
NUM176	5.9915	130.6473	1	-1.291781	-1.291781	1.65	2.02
NUM177	5.9915	118.5863	1	-1.253339	-1.253339	1.65	2.01
NUM178	5.9915	100.2691	1	-1.191143	-1.191143	1.65	1.99
NUM179	5.9915	97.06135	1	-1.174265	-1.174265	1.65	1.99
NUM180	5.9915	92.62711	1	-1.138738	-1.138738	1.65	1.98
NUM181	5.9915	93.39329	1	-1.159716	-1.159716	1.65	1.98
NUM182	5.9915	93.50649	1	-1.147608	-1.147608	1.65	1.98
NUM183	5.9915	96.68753	1	-1.171901	-1.171901	1.65	1.99
NUM184	5.9915	95.58726	1	-1.147811	-1.147811	1.65	1.98
NUM185	5.9915	97.17591	1	-1.162321	-1.162321	1.65	1.98
NUM186	5.9915	116.2777	1	-1.209017	-1.209017	1.65	2.00
NUM187	5.9915	106.1786	1	-1.156361	-1.156361	1.65	1.98
NUM188	5.9915	91.82386	1	-1.110389	-1.110389	1.65	1.97
NUM189	5.9915	95.40204	1	-1.133636	-1.133636	1.65	1.98
NUM190	5.9915	80.89626	1	-1.077766	-1.077766	1.65	1.96
NUM191	5.9915	75.66918	1	-1.035385	-1.035385	1.65	1.95
NUM192	5.9915	76.9219	1	-1.036332	-1.036332	1.65	1.95
NUM193	5.9915	72.54232	1	-0.999585	-0.999585	1.65	1.94
NUM194	5.9915	81.15065	1	-1.0384	-1.0384	1.65	1.95
NUM195	5.9915	76.12595	1	-1.030633	-1.030633	1.65	1.95
NUM196	5.9915	78.6674	1	-1.047514	-1.047514	1.65	1.95
NUM197	5.9915	75.73611	1	-1.030154	-1.030154	1.65	1.95
NUM198	5.9915	67.53346	1	-0.98051	-0.98051	1.65	1.93
NUM199	5.9915	72.25351	1	-1.009609	-1.009609	1.65	1.94
NUM200	5.9915	62.76078	1	-0.971797	-0.971797	1.65	1.93
NUM201	5.9915	63.19197	1	-0.961089	-0.961089	1.65	1.93
NUM202	5.9915	64.68384	1	-0.953097	-0.953097	1.65	1.92
NUM203	5.9915	60.06762	1	-0.931861	-0.931861	1.65	1.92
NUM204	5.9915	60.0634	1	-0.931951	-0.931951	1.65	1.92
NUM205	5.9915	63.13133	1	-0.935199	-0.935199	1.65	1.92
NUM206	5.9915	63.07046	1	-0.935196	-0.935196	1.65	1.92

Data	Chi-Square	Jarque-Bera	Normality	Skewness	Dummy for Skewness	α	Cornis Fisher Expansion (α')
NUM207	5.9915	63.89298	1	-0.934003	-0.934003	1.65	1.92
NUM208	5.9915	59.63747	1	-0.918891	-0.918891	1.65	1.91
NUM209	5.9915	52.74635	1	-0.879824	-0.879824	1.65	1.90
NUM210	5.9915	53.8406	1	-0.87998	-0.87998	1.65	1.90
NUM211	5.9915	49.8682	1	-0.865526	-0.865526	1.65	1.90
NUM212	5.9915	52.12578	1	-0.887274	-0.887274	1.65	1.90
NUM213	5.9915	50.38183	1	-0.861245	-0.861245	1.65	1.90
NUM214	5.9915	49.15065	1	-0.868515	-0.868515	1.65	1.90
NUM215	5.9915	48.16759	1	-0.844216	-0.844216	1.65	1.89
NUM216	5.9915	44.30205	1	-0.799635	-0.799635	1.65	1.88
NUM217	5.9915	45.14356	1	-0.789958	-0.789958	1.65	1.88
NUM218	5.9915	46.48864	1	-0.799352	-0.799352	1.65	1.88
NUM219	5.9915	46.59048	1	-0.797661	-0.797661	1.65	1.88
NUM220	5.9915	51.41007	1	-0.831606	-0.831606	1.65	1.89
NUM221	5.9915	54.33718	1	-0.8699	-0.8699	1.65	1.90
NUM222	5.9915	54.47972	1	-0.883202	-0.883202	1.65	1.90
NUM223	5.9915	54.52568	1	-0.885629	-0.885629	1.65	1.90
NUM224	5.9915	57.56555	1	-0.743286	-0.743286	1.65	1.86
NUM225	5.9915	56.11418	1	-0.710199	-0.710199	1.65	1.85
NUM226	5.9915	52.2349	1	-0.714241	-0.714241	1.65	1.86
NUM227	5.9915	63.05926	1	-0.743528	-0.743528	1.65	1.86
NUM228	5.9915	64.2595	1	-0.75164	-0.75164	1.65	1.87
NUM229	5.9915	80.25056	1	-0.905321	-0.905321	1.65	1.91
NUM230	5.9915	79.2521	1	-0.899308	-0.899308	1.65	1.91
NUM231	5.9915	74.26661	1	-0.897591	-0.897591	1.65	1.91
NUM232	5.9915	59.69615	1	-0.923616	-0.923616	1.65	1.92
NUM233	5.9915	62.1542	1	-0.958461	-0.958461	1.65	1.93
NUM234	5.9915	68.0302	1	-0.909173	-0.909173	1.65	1.91
NUM235	5.9915	2.082663	0	-0.167494	0	1.65	1.65
NUM236	5.9915	32.7379	1	-0.836579	-0.836579	1.65	1.89
NUM237	5.9915	27.61776	1	-0.564906	-0.564906	1.65	1.81
NUM238	5.9915	34.37929	1	-0.659971	-0.659971	1.65	1.84
NUM239	5.9915	30.27802	1	-0.592443	-0.592443	1.65	1.82
NUM240	5.9915	29.07975	1	-0.55792	-0.55792	1.65	1.81
NUM241	5.9915	29.06407	1	-0.568043	-0.568043	1.65	1.81
NUM242	5.9915	30.18027	1	-0.578364	-0.578364	1.65	1.82
NUM243	5.9915	30.65874	1	-0.588535	-0.588535	1.65	1.82
NUM244	5.9915	30.12239	1	-0.56702	-0.56702	1.65	1.81
NUM245	5.9915	31.6141	1	-0.555207	-0.555207	1.65	1.81
NUM246	5.9915	31.16675	1	-0.545578	-0.545578	1.65	1.81
NUM247	5.9915	27.09046	1	-0.510581	-0.510581	1.65	1.80
NUM248	5.9915	25.01196	1	-0.490601	-0.490601	1.65	1.79
NUM249	5.9915	25.46197	1	-0.478092	-0.478092	1.65	1.79
NUM250	5.9915	25.46255	1	-0.478049	-0.478049	1.65	1.79
NUM251	5.9915	24.70107	1	-0.492636	-0.492636	1.65	1.79
NUM252	5.9915	24.64423	1	-0.490844	-0.490844	1.65	1.79
NUM253	5.9915	24.51169	1	-0.485759	-0.485759	1.65	1.79
NUM254	5.9915	24.76974	1	-0.50088	-0.50088	1.65	1.79
NUM255	5.9915	22.55888	1	-0.48176	-0.48176	1.65	1.79
NUM256	5.9915	21.92736	1	-0.487463	-0.487463	1.65	1.79
NUM257	5.9915	21.60581	1	-0.48914	-0.48914	1.65	1.79
NUM258	5.9915	24.27252	1	-0.526761	-0.526761	1.65	1.80
NUM259	5.9915	26.63878	1	-0.56894	-0.56894	1.65	1.81
NUM260	5.9915	26.78048	1	-0.563449	-0.563449	1.65	1.81

Data	Chi-Square	Jarque-Bera	Normality	Skewness	Dummy for Skewness	α	Cornis Fisher Expansion (α')
NUM261	5.9915	26.80968	1	-0.547866	-0.547866	1.65	1.81
NUM262	5.9915	25.24759	1	-0.532462	-0.532462	1.65	1.80
NUM263	5.9915	20.4931	1	-0.499266	-0.499266	1.65	1.79
NUM264	5.9915	21.84247	1	-0.484628	-0.484628	1.65	1.79
NUM265	5.9915	21.91757	1	-0.487079	-0.487079	1.65	1.79
NUM266	5.9915	21.51695	1	-0.492748	-0.492748	1.65	1.79
NUM267	5.9915	17.43301	1	-0.458928	-0.458928	1.65	1.78
NUM268	5.9915	16.38586	1	-0.444969	-0.444969	1.65	1.78
NUM269	5.9915	16.4371	1	-0.443992	-0.443992	1.65	1.78
NUM270	5.9915	14.70801	1	-0.504452	-0.504452	1.65	1.79
NUM271	5.9915	13.25538	1	-0.474088	-0.474088	1.65	1.79
NUM272	5.9915	16.663	1	-0.609353	-0.609353	1.65	1.82
NUM273	5.9915	16.13181	1	-0.614718	-0.614718	1.65	1.83
NUM274	5.9915	15.05179	1	-0.583729	-0.583729	1.65	1.82
NUM275	5.9915	14.78278	1	-0.586888	-0.586888	1.65	1.82
NUM276	5.9915	13.82736	1	-0.59091	-0.59091	1.65	1.82
NUM277	5.9915	15.2015	1	-0.613389	-0.613389	1.65	1.83
NUM278	5.9915	18.07202	1	-0.655516	-0.655516	1.65	1.84
NUM279	5.9915	19.64857	1	-0.676059	-0.676059	1.65	1.84
NUM280	5.9915	17.77439	1	-0.657628	-0.657628	1.65	1.84
NUM281	5.9915	16.90807	1	-0.624712	-0.624712	1.65	1.83
NUM282	5.9915	14.28178	1	-0.587699	-0.587699	1.65	1.82
NUM283	5.9915	11.31342	1	-0.560109	-0.560109	1.65	1.81
NUM284	5.9915	11.30181	1	-0.577179	-0.577179	1.65	1.82
NUM285	5.9915	10.6614	1	-0.55346	-0.55346	1.65	1.81
NUM286	5.9915	8.899642	1	-0.519973	-0.519973	1.65	1.80
NUM287	5.9915	7.893227	1	-0.525012	-0.525012	1.65	1.80
NUM288	5.9915	9.065027	1	-0.566261	-0.566261	1.65	1.81
NUM289	5.9915	7.89121	1	-0.5429	-0.5429	1.65	1.81
NUM290	5.9915	7.742352	1	-0.542367	-0.542367	1.65	1.81
NUM291	5.9915	8.441722	1	-0.565745	-0.565745	1.65	1.81
NUM292	5.9915	7.168458	1	-0.528531	-0.528531	1.65	1.80
NUM293	5.9915	7.742601	1	-0.549617	-0.549617	1.65	1.81
NUM294	5.9915	7.772585	1	-0.55854	-0.55854	1.65	1.81
NUM295	5.9915	8.158216	1	-0.55345	-0.55345	1.65	1.81
NUM296	5.9915	7.623084	1	-0.535682	-0.535682	1.65	1.80
NUM297	5.9915	7.888148	1	-0.543988	-0.543988	1.65	1.81
NUM298	5.9915	8.267651	1	-0.551296	-0.551296	1.65	1.81
NUM299	5.9915	8.043511	1	-0.542211	-0.542211	1.65	1.81
NUM300	5.9915	9.584863	1	-0.585901	-0.585901	1.65	1.82
NUM301	5.9915	9.332139	1	-0.592745	-0.592745	1.65	1.82
NUM302	5.9915	9.368393	1	-0.594651	-0.594651	1.65	1.82
NUM303	5.9915	9.71338	1	-0.603228	-0.603228	1.65	1.82
NUM304	5.9915	9.675977	1	-0.605569	-0.605569	1.65	1.82
NUM305	5.9915	9.667829	1	-0.604994	-0.604994	1.65	1.82
NUM306	5.9915	9.649152	1	-0.595993	-0.595993	1.65	1.82
NUM307	5.9915	8.967321	1	-0.569266	-0.569266	1.65	1.81
NUM308	5.9915	9.589036	1	-0.569483	-0.569483	1.65	1.81
NUM309	5.9915	10.68271	1	-0.582864	-0.582864	1.65	1.82
NUM310	5.9915	9.640278	1	-0.564643	-0.564643	1.65	1.81
NUM311	5.9915	10.46558	1	-0.581036	-0.581036	1.65	1.82
NUM312	5.9915	10.43961	1	-0.579407	-0.579407	1.65	1.82
NUM313	5.9915	10.7119	1	-0.600765	-0.600765	1.65	1.82
NUM314	5.9915	10.99937	1	-0.602832	-0.602832	1.65	1.82

Data	Chi-Square	Jarque-Bera	Normality	Skewness	Dummy for Skewness	α	Cornis Fisher Expansion (α')
NUM315	5.9915	10.64951	1	-0.594102	-0.594102	1.65	1.82
NUM316	5.9915	12.09224	1	-0.628666	-0.628666	1.65	1.83
NUM317	5.9915	11.08815	1	-0.602463	-0.602463	1.65	1.82
NUM318	5.9915	12.27274	1	-0.623894	-0.623894	1.65	1.83
NUM319	5.9915	12.23675	1	-0.619271	-0.619271	1.65	1.83
NUM320	5.9915	12.12503	1	-0.614817	-0.614817	1.65	1.83
NUM321	5.9915	12.1846	1	-0.603994	-0.603994	1.65	1.82
NUM322	5.9915	12.08889	1	-0.590738	-0.590738	1.65	1.82
NUM323	5.9915	11.70199	1	-0.573943	-0.573943	1.65	1.81
NUM324	5.9915	10.86748	1	-0.556497	-0.556497	1.65	1.81
NUM325	5.9915	10.22698	1	-0.544369	-0.544369	1.65	1.81
NUM326	5.9915	10.73886	1	-0.555343	-0.555343	1.65	1.81
NUM327	5.9915	10.74119	1	-0.55548	-0.55548	1.65	1.81
NUM328	5.9915	9.890731	1	-0.535142	-0.535142	1.65	1.80
NUM329	5.9915	9.464222	1	-0.512461	-0.512461	1.65	1.80
NUM330	5.9915	9.680401	1	-0.520858	-0.520858	1.65	1.80
NUM331	5.9915	11.44074	1	-0.548802	-0.548802	1.65	1.81
NUM332	5.9915	13.7143	1	-0.535916	-0.535916	1.65	1.80
NUM333	5.9915	14.75573	1	-0.542424	-0.542424	1.65	1.81
NUM334	5.9915	16.59264	1	-0.566482	-0.566482	1.65	1.81
NUM335	5.9915	19.63729	1	-0.574677	-0.574677	1.65	1.81
NUM336	5.9915	10.58919	1	-0.318734	-0.318734	1.65	1.74
NUM337	5.9915	12.94523	1	-0.616444	-0.616444	1.65	1.83
NUM338	5.9915	12.6154	1	-0.60055	-0.60055	1.65	1.82
NUM339	5.9915	16.30553	1	-0.709293	-0.709293	1.65	1.85
NUM340	5.9915	15.44912	1	-0.697581	-0.697581	1.65	1.85
NUM341	5.9915	15.54922	1	-0.696089	-0.696089	1.65	1.85
NUM342	5.9915	15.83492	1	-0.704028	-0.704028	1.65	1.85
NUM343	5.9915	15.66548	1	-0.70851	-0.70851	1.65	1.85
NUM344	5.9915	15.80757	1	-0.724472	-0.724472	1.65	1.86
NUM345	5.9915	15.53414	1	-0.716205	-0.716205	1.65	1.86
NUM346	5.9915	12.86668	1	-0.683624	-0.683624	1.65	1.85
NUM347	5.9915	14.86165	1	-0.728271	-0.728271	1.65	1.86
NUM348	5.9915	16.02408	1	-0.74883	-0.74883	1.65	1.86
NUM349	5.9915	14.31146	1	-0.715023	-0.715023	1.65	1.86
NUM350	5.9915	14.25699	1	-0.716841	-0.716841	1.65	1.86
NUM351	5.9915	14.72385	1	-0.720566	-0.720566	1.65	1.86
NUM352	5.9915	13.65204	1	-0.710918	-0.710918	1.65	1.85
NUM353	5.9915	13.19285	1	-0.698426	-0.698426	1.65	1.85
NUM354	5.9915	11.21464	1	-0.653962	-0.653962	1.65	1.84
NUM355	5.9915	12.56153	1	-0.683167	-0.683167	1.65	1.85
NUM356	5.9915	11.05729	1	-0.641506	-0.641506	1.65	1.83
NUM357	5.9915	11.35826	1	-0.642253	-0.642253	1.65	1.83
NUM358	5.9915	11.33455	1	-0.641711	-0.641711	1.65	1.83
NUM359	5.9915	8.682272	1	-0.526957	-0.526957	1.65	1.80
NUM360	5.9915	6.651739	1	-0.453353	-0.453353	1.65	1.78
NUM361	5.9915	6.735966	1	-0.462437	-0.462437	1.65	1.78
NUM362	5.9915	7.163079	1	-0.474146	-0.474146	1.65	1.79
NUM363	5.9915	9.160724	1	-0.507016	-0.507016	1.65	1.80
NUM364	5.9915	9.330835	1	-0.514046	-0.514046	1.65	1.80
NUM365	5.9915	9.38355	1	-0.523223	-0.523223	1.65	1.80
NUM366	5.9915	8.185048	1	-0.481905	-0.481905	1.65	1.79
NUM367	5.9915	9.485156	1	-0.489133	-0.489133	1.65	1.79
NUM368	5.9915	9.61419	1	-0.491261	-0.491261	1.65	1.79

Data	Chi-Square	Jarque-Bera	Normality	Skewness	Dummy for Skewness	α	Cornis Fisher Expansion (α')
NUM369	5.9915	9.659608	1	-0.487861	-0.487861	1.65	1.79
NUM370	5.9915	8.944014	1	-0.401882	-0.401882	1.65	1.77
NUM371	5.9915	10.12278	1	-0.425886	-0.425886	1.65	1.77
NUM372	5.9915	0.156569	0	0.004547	0	1.65	1.65
NUM373	5.9915	0.201598	0	0.044238	0	1.65	1.65
NUM374	5.9915	0.249573	0	0.034565	0	1.65	1.65
NUM375	5.9915	0.236787	0	0.03426	0	1.65	1.65
NUM376	5.9915	0.477472	0	0.027093	0	1.65	1.65
NUM377	5.9915	0.383554	0	0.040884	0	1.65	1.65
NUM378	5.9915	0.352767	0	0.037314	0	1.65	1.65
NUM379	5.9915	0.495716	0	0.047827	0	1.65	1.65
NUM380	5.9915	0.795141	0	0.03999	0	1.65	1.65
NUM381	5.9915	0.894639	0	0.008732	0	1.65	1.65
NUM382	5.9915	1.412197	0	0.014879	0	1.65	1.65
NUM383	5.9915	1.161099	0	0.142664	0	1.65	1.65
NUM384	5.9915	1.396937	0	0.149657	0	1.65	1.65
NUM385	5.9915	1.44633	0	0.130716	0	1.65	1.65
NUM386	5.9915	2.153034	0	0.163518	0	1.65	1.65
NUM387	5.9915	3.281578	0	0.401552	0	1.65	1.65
NUM388	5.9915	3.816844	0	0.431066	0	1.65	1.65
NUM389	5.9915	3.910672	0	0.417017	0	1.65	1.65
NUM390	5.9915	3.546125	0	0.362453	0	1.65	1.65
NUM391	5.9915	3.314306	0	0.351688	0	1.65	1.65
NUM392	5.9915	1.622923	0	0.170685	0	1.65	1.65
NUM393	5.9915	1.083111	0	0.134168	0	1.65	1.65
NUM394	5.9915	1.347932	0	0.143508	0	1.65	1.65
NUM395	5.9915	1.006332	0	0.145272	0	1.65	1.65
NUM396	5.9915	6.28616	1	-0.22657	-0.22657	1.65	1.72
NUM397	5.9915	5.723579	0	-0.247455	0	1.65	1.65
NUM398	5.9915	5.967483	0	-0.284265	0	1.65	1.65
NUM399	5.9915	5.68403	0	-0.276089	0	1.65	1.65
NUM400	5.9915	4.678386	0	-0.134824	0	1.65	1.65
NUM401	5.9915	5.57879	0	-0.115677	0	1.65	1.65
NUM402	5.9915	5.424799	0	-0.095226	0	1.65	1.65
NUM403	5.9915	6.597851	1	-0.1067	-0.1067	1.65	1.68
NUM404	5.9915	7.227214	1	-0.087318	-0.087318	1.65	1.68
NUM405	5.9915	6.464699	1	-0.054689	-0.054689	1.65	1.67
NUM406	5.9915	4.912803	0	-0.039929	0	1.65	1.65
NUM407	5.9915	1578.761	1	-2.939158	-2.939158	1.65	2.49
NUM408	5.9915	1578.501	1	-2.939673	-2.939673	1.65	2.49
NUM409	5.9915	999.0768	1	-2.794287	-2.794287	1.65	2.45
NUM410	5.9915	1031.386	1	-2.837064	-2.837064	1.65	2.46
NUM411	5.9915	936.0235	1	-2.702338	-2.702338	1.65	2.43
NUM412	5.9915	922.8966	1	-2.681054	-2.681054	1.65	2.42
NUM413	5.9915	886.4314	1	-2.630885	-2.630885	1.65	2.41
NUM414	5.9915	869.2065	1	-2.598027	-2.598027	1.65	2.40
NUM415	5.9915	878.5781	1	-2.613512	-2.613512	1.65	2.40
NUM416	5.9915	873.8252	1	-2.599684	-2.599684	1.65	2.40
NUM417	5.9915	844.3991	1	-2.56942	-2.56942	1.65	2.39
NUM418	5.9915	834.9166	1	-2.555566	-2.555566	1.65	2.38
NUM419	5.9915	776.5843	1	-2.484391	-2.484391	1.65	2.36
NUM420	5.9915	711.505	1	-2.407653	-2.407653	1.65	2.34
NUM421	5.9915	686.6435	1	-2.368017	-2.368017	1.65	2.33
NUM422	5.9915	677.3743	1	-2.349792	-2.349792	1.65	2.32

Data	Chi-Square	Jarque-Bera	Normality	Skewness	Dummy for Skewness	α	Cornis Fisher Expansion (α')
NUM423	5.9915	655.0482	1	-2.33202	-2.33202	1.65	2.32
NUM424	5.9915	665.4644	1	-2.35944	-2.35944	1.65	2.33
NUM425	5.9915	602.8205	1	-2.254022	-2.254022	1.65	2.30
NUM426	5.9915	622.9915	1	-2.277422	-2.277422	1.65	2.30
NUM427	5.9915	621.4369	1	-2.270704	-2.270704	1.65	2.30
NUM428	5.9915	618.3804	1	-2.266496	-2.266496	1.65	2.30
NUM429	5.9915	601.2289	1	-2.240807	-2.240807	1.65	2.29
NUM430	5.9915	600.1237	1	-2.242786	-2.242786	1.65	2.29
NUM431	5.9915	600.8811	1	-2.247351	-2.247351	1.65	2.30
NUM432	5.9915	602.3441	1	-2.257445	-2.257445	1.65	2.30
NUM433	5.9915	574.9422	1	-2.206711	-2.206711	1.65	2.28
NUM434	5.9915	574.819	1	-2.213401	-2.213401	1.65	2.29
NUM435	5.9915	580.2372	1	-2.224071	-2.224071	1.65	2.29
NUM436	5.9915	574.4187	1	-2.205552	-2.205552	1.65	2.28
NUM437	5.9915	574.4542	1	-2.205909	-2.205909	1.65	2.28
NUM438	5.9915	555.6991	1	-2.173573	-2.173573	1.65	2.27
NUM439	5.9915	551.7901	1	-2.160067	-2.160067	1.65	2.27
NUM440	5.9915	491.647	1	-2.044319	-2.044319	1.65	2.24
NUM441	5.9915	361.341	1	-1.519184	-1.519184	1.65	2.09
NUM442	5.9915	361.1255	1	-1.52202	-1.52202	1.65	2.09
NUM443	5.9915	364.239	1	-1.516412	-1.516412	1.65	2.09
NUM444	5.9915	360.5538	1	-1.513245	-1.513245	1.65	2.08
NUM445	5.9915	360.7473	1	-1.514301	-1.514301	1.65	2.08
NUM446	5.9915	374.5617	1	-1.533279	-1.533279	1.65	2.09
NUM447	5.9915	368.2544	1	-1.504077	-1.504077	1.65	2.08
NUM448	5.9915	368.5864	1	-1.50587	-1.50587	1.65	2.08
NUM449	5.9915	370.907	1	-1.510338	-1.510338	1.65	2.08
NUM450	5.9915	371.2899	1	-1.510346	-1.510346	1.65	2.08
NUM451	5.9915	371.7612	1	-1.510272	-1.510272	1.65	2.08
NUM452	5.9915	386.8015	1	-1.515937	-1.515937	1.65	2.09
NUM453	5.9915	376.682	1	-1.494606	-1.494606	1.65	2.08
NUM454	5.9915	389.5643	1	-1.53226	-1.53226	1.65	2.09
NUM455	5.9915	388.6695	1	-1.527001	-1.527001	1.65	2.09
NUM456	5.9915	402.788	1	-1.562631	-1.562631	1.65	2.10
NUM457	5.9915	404.0553	1	-1.555689	-1.555689	1.65	2.10
NUM458	5.9915	411.7226	1	-1.563264	-1.563264	1.65	2.10
NUM459	5.9915	461.8502	1	-1.644761	-1.644761	1.65	2.12
NUM460	5.9915	513.1325	1	-1.711599	-1.711599	1.65	2.14
NUM461	5.9915	515.4916	1	-1.709178	-1.709178	1.65	2.14
NUM462	5.9915	478.0993	1	-1.672194	-1.672194	1.65	2.13
NUM463	5.9915	449.1828	1	-1.638097	-1.638097	1.65	2.12
NUM464	5.9915	439.1168	1	-1.635559	-1.635559	1.65	2.12
NUM465	5.9915	420.7817	1	-1.614705	-1.614705	1.65	2.11
NUM466	5.9915	433.3739	1	-1.645768	-1.645768	1.65	2.12
NUM467	5.9915	433.961	1	-1.646954	-1.646954	1.65	2.12
NUM468	5.9915	438.7201	1	-1.658164	-1.658164	1.65	2.13
NUM469	5.9915	433.4829	1	-1.637108	-1.637108	1.65	2.12
NUM470	5.9915	426.2639	1	-1.611111	-1.611111	1.65	2.11
NUM471	5.9915	421.9908	1	-1.597474	-1.597474	1.65	2.11
NUM472	5.9915	429.9644	1	-1.616132	-1.616132	1.65	2.11
NUM473	5.9915	439.7693	1	-1.643012	-1.643012	1.65	2.12
NUM474	5.9915	424.9594	1	-1.615121	-1.615121	1.65	2.11
NUM475	5.9915	427.6549	1	-1.597864	-1.597864	1.65	2.11
NUM476	5.9915	416.8797	1	-1.597917	-1.597917	1.65	2.11

Data	Chi-Square	Jarque-Bera	Normality	Skewness	Dummy for Skewness	α	Cornis Fisher Expansion (α')
NUM477	5.9915	415.1447	1	-1.594768	-1.594768	1.65	2.11
NUM478	5.9915	417.7881	1	-1.593237	-1.593237	1.65	2.11
NUM479	5.9915	417.1546	1	-1.593699	-1.593699	1.65	2.11
NUM480	5.9915	413.3061	1	-1.581276	-1.581276	1.65	2.10
NUM481	5.9915	413.4282	1	-1.57079	-1.57079	1.65	2.10
NUM482	5.9915	413.2822	1	-1.575979	-1.575979	1.65	2.10
NUM483	5.9915	418.29	1	-1.565272	-1.565272	1.65	2.10
NUM484	5.9915	420.0623	1	-1.564812	-1.564812	1.65	2.10
NUM485	5.9915	408.1118	1	-1.559318	-1.559318	1.65	2.10
NUM486	5.9915	408.2816	1	-1.560349	-1.560349	1.65	2.10
NUM487	5.9915	403.6942	1	-1.562349	-1.562349	1.65	2.10
NUM488	5.9915	412.1165	1	-1.579269	-1.579269	1.65	2.10
NUM489	5.9915	414.8473	1	-1.58645	-1.58645	1.65	2.11
NUM490	5.9915	454.0778	1	-1.646329	-1.646329	1.65	2.12
NUM491	5.9915	455.4462	1	-1.645447	-1.645447	1.65	2.12
NUM492	5.9915	484.7747	1	-1.701876	-1.701876	1.65	2.14
NUM493	5.9915	518.1795	1	-1.759362	-1.759362	1.65	2.16
NUM494	5.9915	518.0574	1	-1.751467	-1.751467	1.65	2.15
NUM495	5.9915	537.2296	1	-1.792575	-1.792575	1.65	2.16
NUM496	5.9915	657.825	1	-1.887206	-1.887206	1.65	2.19
NUM497	5.9915	665.9092	1	-1.87733	-1.87733	1.65	2.19
NUM498	5.9915	660.3821	1	-1.872412	-1.872412	1.65	2.19
NUM499	5.9915	652.34	1	-1.8615	-1.8615	1.65	2.18
NUM500	5.9915	724.0216	1	-1.954657	-1.954657	1.65	2.21
NUM501	5.9915	712.6875	1	-1.938475	-1.938475	1.65	2.21
NUM502	5.9915	716.3215	1	-1.947134	-1.947134	1.65	2.21
NUM503	5.9915	718.9367	1	-1.94113	-1.94113	1.65	2.21
NUM504	5.9915	715.5469	1	-1.946415	-1.946415	1.65	2.21
NUM505	5.9915	728.9512	1	-1.978243	-1.978243	1.65	2.22
NUM506	5.9915	759.0444	1	-1.989208	-1.989208	1.65	2.22
NUM507	5.9915	157.0673	1	-0.133186	-0.133186	1.65	1.69
NUM508	5.9915	157.1268	1	-0.125432	-0.125432	1.65	1.69
NUM509	5.9915	73.46002	1	1.209571	1.209571	1.65	1.30
NUM510	5.9915	83.69148	1	1.26072	1.26072	1.65	1.29
NUM511	5.9915	101.5528	1	1.284886	1.284886	1.65	1.28
NUM512	5.9915	102.2251	1	1.285637	1.285637	1.65	1.28
NUM513	5.9915	112.2129	1	1.331306	1.331306	1.65	1.27
NUM514	5.9915	111.1718	1	1.309975	1.309975	1.65	1.27
NUM515	5.9915	108.3501	1	1.291342	1.291342	1.65	1.28
NUM516	5.9915	105.8952	1	1.265288	1.265288	1.65	1.29
NUM517	5.9915	116.1044	1	1.304566	1.304566	1.65	1.28
NUM518	5.9915	112.1653	1	1.269436	1.269436	1.65	1.29
NUM519	5.9915	128.2638	1	1.353171	1.353171	1.65	1.26
NUM520	5.9915	142.975	1	1.464739	1.464739	1.65	1.23
NUM521	5.9915	154.0407	1	1.511647	1.511647	1.65	1.22
NUM522	5.9915	158.2831	1	1.512908	1.512908	1.65	1.22
NUM523	5.9915	173.0432	1	1.555575	1.555575	1.65	1.20
NUM524	5.9915	159.4442	1	1.519564	1.519564	1.65	1.21
NUM525	5.9915	207.0005	1	1.581424	1.581424	1.65	1.20
NUM526	5.9915	209.2493	1	1.59125	1.59125	1.65	1.19
NUM527	5.9915	209.5709	1	1.591043	1.591043	1.65	1.19
NUM528	5.9915	204.8818	1	1.570883	1.570883	1.65	1.20
NUM529	5.9915	185.369	1	1.546722	1.546722	1.65	1.21
NUM530	5.9915	143.6194	1	1.51261	1.51261	1.65	1.22

Data	Chi-Square	Jarque-Bera	Normality	Skewness	Dummy for Skewness	α	Cornis Fisher Expansion (α')
NUM531	5.9915	136.7591	1	1.480404	1.480404	1.65	1.23
NUM532	5.9915	129.0774	1	1.448966	1.448966	1.65	1.23
NUM533	5.9915	146.1572	1	1.548593	1.548593	1.65	1.21
NUM534	5.9915	144.1371	1	1.538651	1.538651	1.65	1.21
NUM535	5.9915	142.3993	1	1.518619	1.518619	1.65	1.21
NUM536	5.9915	140.9932	1	1.512536	1.512536	1.65	1.22
NUM537	5.9915	135.2118	1	1.49714	1.49714	1.65	1.22
NUM538	5.9915	145.6892	1	1.535976	1.535976	1.65	1.21
NUM539	5.9915	146.0035	1	1.537034	1.537034	1.65	1.21
NUM540	5.9915	180.6709	1	1.575894	1.575894	1.65	1.20
NUM541	5.9915	4.896729	0	0.519916	0	1.65	1.65
NUM542	5.9915	4.416025	0	0.50794	0	1.65	1.65
NUM543	5.9915	4.019265	0	0.485599	0	1.65	1.65
NUM544	5.9915	4.690003	0	0.526507	0	1.65	1.65
NUM545	5.9915	4.138002	0	0.497038	0	1.65	1.65
NUM546	5.9915	3.95199	0	0.486268	0	1.65	1.65
NUM547	5.9915	4.012812	0	0.490672	0	1.65	1.65
NUM548	5.9915	3.415794	0	0.450661	0	1.65	1.65
NUM549	5.9915	3.000309	0	0.421299	0	1.65	1.65
NUM550	5.9915	2.912752	0	0.407005	0	1.65	1.65
NUM551	5.9915	2.794867	0	0.388073	0	1.65	1.65
NUM552	5.9915	0.859701	0	0.222388	0	1.65	1.65
NUM553	5.9915	0.323832	0	0.022357	0	1.65	1.65
NUM554	5.9915	0.177949	0	0.050376	0	1.65	1.65
NUM555	5.9915	0.155102	0	0.020479	0	1.65	1.65
NUM556	5.9915	-0.038888	0	0.018975	0	1.65	1.65
NUM557	5.9915	0.017414	0	-0.014617	0	1.65	1.65
NUM558	5.9915	0.005132	0	-0.017456	0	1.65	1.65
NUM559	5.9915	0.034459	0	-0.009018	0	1.65	1.65
NUM560	5.9915	0.026165	0	-0.022864	0	1.65	1.65
NUM561	5.9915	0.03671	0	-0.035642	0	1.65	1.65
NUM562	5.9915	0.054919	0	-0.056785	0	1.65	1.65
NUM563	5.9915	0.073398	0	-0.066307	0	1.65	1.65
NUM564	5.9915	0.042659	0	-0.04848	0	1.65	1.65
NUM565	5.9915	0.026305	0	-0.015674	0	1.65	1.65
NUM566	5.9915	0.032653	0	-0.026886	0	1.65	1.65
NUM567	5.9915	3.016957	0	0.238548	0	1.65	1.65
NUM568	5.9915	3.068223	0	0.225727	0	1.65	1.65
NUM569	5.9915	2.903606	0	0.188752	0	1.65	1.65
NUM570	5.9915	3.482047	0	0.253558	0	1.65	1.65
NUM571	5.9915	3.173623	0	0.243623	0	1.65	1.65
NUM572	5.9915	2.915405	0	0.213436	0	1.65	1.65
NUM573	5.9915	2.377273	0	0.213826	0	1.65	1.65
NUM574	5.9915	2.261983	0	0.200912	0	1.65	1.65
NUM575	5.9915	2.571023	0	0.191079	0	1.65	1.65
NUM576	5.9915	2.055087	0	0.159384	0	1.65	1.65
NUM577	5.9915	1.99966	0	0.12433	0	1.65	1.65
NUM578	5.9915	1.447575	0	0.121485	0	1.65	1.65
NUM579	5.9915	2.645087	0	-0.089481	0	1.65	1.65
NUM580	5.9915	2.817796	0	0.013638	0	1.65	1.65
NUM581	5.9915	2.123822	0	-3.17E-05	0	1.65	1.65
NUM582	5.9915	2.13481	0	-0.004897	0	1.65	1.65
NUM583	5.9915	2.390766	0	-0.018918	0	1.65	1.65
NUM584	5.9915	2.383177	0	-0.026671	0	1.65	1.65

Data	Chi-Square	Jarque-Bera	Normality	Skewness	Dummy for Skewness	α	Cornis Fisher Expansion (α')
NUM585	5.9915	2.57101	0	-0.004625	0	1.65	1.65
NUM586	5.9915	2.234238	0	0.00225	0	1.65	1.65
NUM587	5.9915	2.245544	0	0.020357	0	1.65	1.65
NUM588	5.9915	1.695864	0	-0.01004	0	1.65	1.65
NUM589	5.9915	1.224526	0	-0.001301	0	1.65	1.65
NUM590	5.9915	1.246818	0	-0.013357	0	1.65	1.65
NUM591	5.9915	1.162091	0	-0.002003	0	1.65	1.65
NUM592	5.9915	0.92138	0	0.031083	0	1.65	1.65
NUM593	5.9915	0.871039	0	0.023596	0	1.65	1.65
NUM594	5.9915	0.843578	0	-0.00558	0	1.65	1.65
NUM595	5.9915	0.843183	0	0.001098	0	1.65	1.65
NUM596	5.9915	0.829665	0	0.003273	0	1.65	1.65
NUM597	5.9915	0.83328	0	-0.033335	0	1.65	1.65
NUM598	5.9915	0.919584	0	-0.009668	0	1.65	1.65
NUM599	5.9915	1.127751	0	-0.047156	0	1.65	1.65
NUM600	5.9915	1.00449	0	-0.057872	0	1.65	1.65
NUM601	5.9915	1.321226	0	-0.07051	0	1.65	1.65
NUM602	5.9915	1.278847	0	-0.100467	0	1.65	1.65
NUM603	5.9915	1.333068	0	-0.104706	0	1.65	1.65
NUM604	5.9915	1.140998	0	-0.120209	0	1.65	1.65
NUM605	5.9915	1.059571	0	-0.106366	0	1.65	1.65
NUM606	5.9915	0.922766	0	-0.108947	0	1.65	1.65
NUM607	5.9915	0.933781	0	-0.116713	0	1.65	1.65
NUM608	5.9915	0.70022	0	-0.110765	0	1.65	1.65
NUM609	5.9915	0.703936	0	-0.112428	0	1.65	1.65
NUM610	5.9915	0.661409	0	-0.108716	0	1.65	1.65
NUM611	5.9915	0.643619	0	-0.103899	0	1.65	1.65
NUM612	5.9915	0.815899	0	-0.117372	0	1.65	1.65
NUM613	5.9915	0.637853	0	-0.112969	0	1.65	1.65
NUM614	5.9915	0.510514	0	-0.120554	0	1.65	1.65
NUM615	5.9915	0.416781	0	-0.106099	0	1.65	1.65
NUM616	5.9915	0.212971	0	-0.089033	0	1.65	1.65
NUM617	5.9915	0.194754	0	-0.105716	0	1.65	1.65
NUM618	5.9915	0.221565	0	-0.115298	0	1.65	1.65
NUM619	5.9915	0.228458	0	-0.117079	0	1.65	1.65
NUM620	5.9915	0.254061	0	-0.122837	0	1.65	1.65
NUM621	5.9915	0.290687	0	-0.132065	0	1.65	1.65
NUM622	5.9915	0.300847	0	-0.134352	0	1.65	1.65
NUM623	5.9915	0.282282	0	-0.13014	0	1.65	1.65
NUM624	5.9915	0.110281	0	-0.078714	0	1.65	1.65
NUM625	5.9915	0.356905	0	-0.143713	0	1.65	1.65
NUM626	5.9915	0.330222	0	-0.136768	0	1.65	1.65
NUM627	5.9915	0.321729	0	-0.13363	0	1.65	1.65
NUM628	5.9915	0.340686	0	-0.136336	0	1.65	1.65
NUM629	5.9915	0.186115	0	-0.100714	0	1.65	1.65
NUM630	5.9915	0.274539	0	-0.128323	0	1.65	1.65
NUM631	5.9915	0.317888	0	-0.136259	0	1.65	1.65
NUM632	5.9915	0.239	0	-0.118286	0	1.65	1.65
NUM633	5.9915	0.341709	0	-0.143002	0	1.65	1.65
NUM634	5.9915	0.274771	0	-0.127777	0	1.65	1.65
NUM635	5.9915	0.203993	0	-0.102581	0	1.65	1.65
NUM636	5.9915	0.254424	0	-0.122226	0	1.65	1.65
NUM637	5.9915	0.362535	0	-0.147316	0	1.65	1.65
NUM638	5.9915	0.327637	0	-0.14008	0	1.65	1.65

Data	Chi-Square	Jarque-Bera	Normality	Skewness	Dummy for Skewness	α	Cornis Fisher Expansion (α')
NUM639	5.9915	0.318608	0	-0.13826	0	1.65	1.65
NUM640	5.9915	0.335445	0	-0.141399	0	1.65	1.65
NUM641	5.9915	0.194791	0	-0.105838	0	1.65	1.65
NUM642	5.9915	0.192795	0	-0.105608	0	1.65	1.65
NUM643	5.9915	0.155453	0	-0.094839	0	1.65	1.65
NUM644	5.9915	0.152499	0	-0.079477	0	1.65	1.65
NUM645	5.9915	0.239076	0	-0.086381	0	1.65	1.65
NUM646	5.9915	0.215633	0	-0.090642	0	1.65	1.65
NUM647	5.9915	0.272598	0	-0.076101	0	1.65	1.65
NUM648	5.9915	0.140484	0	-0.03865	0	1.65	1.65
NUM649	5.9915	0.14364	0	-0.016452	0	1.65	1.65
NUM650	5.9915	0.211783	0	0.013834	0	1.65	1.65
NUM651	5.9915	0.30164	0	0.0348	0	1.65	1.65
NUM652	5.9915	0.597918	0	0.05092	0	1.65	1.65
NUM653	5.9915	0.977451	0	0.09421	0	1.65	1.65
NUM654	5.9915	1.406442	0	0.099807	0	1.65	1.65
NUM655	5.9915	1.483494	0	0.119616	0	1.65	1.65
NUM656	5.9915	1.942621	0	0.157749	0	1.65	1.65
NUM657	5.9915	2.2721	0	0.178487	0	1.65	1.65
NUM658	5.9915	2.722952	0	0.21904	0	1.65	1.65
NUM659	5.9915	2.737121	0	0.219457	0	1.65	1.65
NUM660	5.9915	2.586784	0	0.207381	0	1.65	1.65
NUM661	5.9915	2.587953	0	0.207474	0	1.65	1.65
NUM662	5.9915	2.635654	0	0.239844	0	1.65	1.65
NUM663	5.9915	2.443478	0	0.134538	0	1.65	1.65
NUM664	5.9915	2.274281	0	0.122821	0	1.65	1.65
NUM665	5.9915	1.942265	0	0.087859	0	1.65	1.65
NUM666	5.9915	1.916369	0	0.085518	0	1.65	1.65
NUM667	5.9915	1.221178	0	-0.02125	0	1.65	1.65
NUM668	5.9915	1.001919	0	-0.039513	0	1.65	1.65
NUM669	5.9915	1.129373	0	-0.012934	0	1.65	1.65
NUM670	5.9915	1.471754	0	-0.090368	0	1.65	1.65
NUM671	5.9915	1.841134	0	-0.104733	0	1.65	1.65
NUM672	5.9915	1.547484	0	-0.067308	0	1.65	1.65
NUM673	5.9915	1.895218	0	-0.104482	0	1.65	1.65
NUM674	5.9915	2.477526	0	-0.108523	0	1.65	1.65
NUM675	5.9915	2.367687	0	-0.097399	0	1.65	1.65
NUM676	5.9915	3.026903	0	-0.081114	0	1.65	1.65
NUM677	5.9915	3.471489	0	-0.071197	0	1.65	1.65
NUM678	5.9915	4.247982	0	-0.079196	0	1.65	1.65
NUM679	5.9915	3.932607	0	0.084621	0	1.65	1.65
NUM680	5.9915	2.511361	0	-0.100159	0	1.65	1.65
NUM681	5.9915	3.546939	0	-0.141474	0	1.65	1.65
NUM682	5.9915	2.6487	0	-0.116293	0	1.65	1.65
NUM683	5.9915	2.242391	0	-0.093802	0	1.65	1.65
NUM684	5.9915	1.552598	0	-0.09038	0	1.65	1.65
NUM685	5.9915	1.433942	0	-0.074467	0	1.65	1.65
NUM686	5.9915	1.244561	0	-0.099765	0	1.65	1.65
NUM687	5.9915	1.249153	0	-0.100594	0	1.65	1.65
NUM688	5.9915	1.896851	0	-0.105187	0	1.65	1.65
NUM689	5.9915	2.664861	0	-0.213667	0	1.65	1.65
NUM690	5.9915	2.032013	0	-0.17901	0	1.65	1.65
NUM691	5.9915	2.051472	0	-0.180328	0	1.65	1.65
NUM692	5.9915	2.729636	0	-0.205853	0	1.65	1.65

Data	Chi-Square	Jarque-Bera	Normality	Skewness	Dummy for Skewness	α	Cornis Fisher Expansion (α')
NUM693	5.9915	2.836054	0	-0.191526	0	1.65	1.65
NUM694	5.9915	2.952595	0	-0.190555	0	1.65	1.65
NUM695	5.9915	2.687122	0	-0.171112	0	1.65	1.65
NUM696	5.9915	2.697456	0	-0.171985	0	1.65	1.65
NUM697	5.9915	2.946566	0	-0.174536	0	1.65	1.65
NUM698	5.9915	2.177241	0	-0.152731	0	1.65	1.65
NUM699	5.9915	1.908856	0	-0.114279	0	1.65	1.65
NUM700	5.9915	2.367143	0	-0.104087	0	1.65	1.65
NUM701	5.9915	2.372211	0	-0.107587	0	1.65	1.65
NUM702	5.9915	2.893287	0	-0.109011	0	1.65	1.65
NUM703	5.9915	2.445527	0	-0.125048	0	1.65	1.65
NUM704	5.9915	3.124766	0	-0.141686	0	1.65	1.65
NUM705	5.9915	2.971378	0	-0.129235	0	1.65	1.65
NUM706	5.9915	3.345625	0	-0.167744	0	1.65	1.65
NUM707	5.9915	3.500634	0	-0.149168	0	1.65	1.65
NUM708	5.9915	4.334597	0	-0.179602	0	1.65	1.65
NUM709	5.9915	4.065995	0	-0.182507	0	1.65	1.65
NUM710	5.9915	4.234627	0	-0.202207	0	1.65	1.65
NUM711	5.9915	3.444759	0	-0.199627	0	1.65	1.65
NUM712	5.9915	3.358326	0	-0.191592	0	1.65	1.65
NUM713	5.9915	4.038138	0	-0.231633	0	1.65	1.65
NUM714	5.9915	4.881288	0	-0.234525	0	1.65	1.65
NUM715	5.9915	4.885214	0	-0.2347	0	1.65	1.65
NUM716	5.9915	6.336507	1	-0.261101	-0.261101	1.65	1.72
NUM717	5.9915	7.880868	1	-0.22712	-0.22712	1.65	1.72
NUM718	5.9915	9.560517	1	-0.228027	-0.228027	1.65	1.72
NUM719	5.9915	9.574226	1	-0.223428	-0.223428	1.65	1.71
NUM720	5.9915	9.980405	1	-0.231485	-0.231485	1.65	1.72
NUM721	5.9915	7.926941	1	-0.217633	-0.217633	1.65	1.71
NUM722	5.9915	7.875617	1	-0.209989	-0.209989	1.65	1.71
NUM723	5.9915	6.380986	1	-0.204411	-0.204411	1.65	1.71
NUM724	5.9915	6.350096	1	-0.469259	-0.469259	1.65	1.78
NUM725	5.9915	3.529522	0	-0.333463	0	1.65	1.65
NUM726	5.9915	3.807033	0	-0.359101	0	1.65	1.65
NUM727	5.9915	3.923631	0	-0.384337	0	1.65	1.65
NUM728	5.9915	4.18446	0	-0.373731	0	1.65	1.65
NUM729	5.9915	3.723243	0	-0.367141	0	1.65	1.65
NUM730	5.9915	3.090562	0	-0.333356	0	1.65	1.65
NUM731	5.9915	3.935311	0	-0.377965	0	1.65	1.65
NUM732	5.9915	3.644835	0	-0.362317	0	1.65	1.65
NUM733	5.9915	3.103064	0	-0.324908	0	1.65	1.65
NUM734	5.9915	2.942907	0	-0.338753	0	1.65	1.65
NUM735	5.9915	3.687118	0	-0.362716	0	1.65	1.65
NUM736	5.9915	3.695104	0	-0.369538	0	1.65	1.65
NUM737	5.9915	3.667633	0	-0.362819	0	1.65	1.65
NUM738	5.9915	3.579261	0	-0.356371	0	1.65	1.65
NUM739	5.9915	3.96913	0	-0.367392	0	1.65	1.65
NUM740	5.9915	4.512237	0	-0.389609	0	1.65	1.65
NUM741	5.9915	5.119812	0	-0.420499	0	1.65	1.65
NUM742	5.9915	6.127984	1	-0.448647	-0.448647	1.65	1.78
NUM743	5.9915	4.930138	0	-0.438675	0	1.65	1.65
NUM744	5.9915	4.834135	0	-0.431091	0	1.65	1.65
NUM745	5.9915	5.171316	0	-0.457316	0	1.65	1.65
NUM746	5.9915	6.082234	1	-0.479613	-0.479613	1.65	1.79

Data	Chi-Square	Jarque-Bera	Normality	Skewness	Dummy for Skewness	α	Cornis Fisher Expansion (α')
NUM747	5.9915	6.058335	1	-0.475691	-0.475691	1.65	1.79
NUM748	5.9915	7.458586	1	-0.508362	-0.508362	1.65	1.80
NUM749	5.9915	7.637315	1	-0.521479	-0.521479	1.65	1.80
NUM750	5.9915	7.490174	1	-0.535741	-0.535741	1.65	1.80
NUM751	5.9915	7.536609	1	-0.538713	-0.538713	1.65	1.80
NUM752	5.9915	7.665082	1	-0.5504	-0.5504	1.65	1.81
NUM753	5.9915	7.676901	1	-0.548785	-0.548785	1.65	1.81
NUM754	5.9915	7.757747	1	-0.543805	-0.543805	1.65	1.81
NUM755	5.9915	7.256651	1	-0.544138	-0.544138	1.65	1.81
NUM756	5.9915	8.384674	1	-0.574417	-0.574417	1.65	1.81
NUM757	5.9915	8.23927	1	-0.582011	-0.582011	1.65	1.82
NUM758	5.9915	8.041644	1	-0.580252	-0.580252	1.65	1.82
NUM759	5.9915	9.742843	1	-0.610571	-0.610571	1.65	1.83
NUM760	5.9915	9.269452	1	-0.604168	-0.604168	1.65	1.82
NUM761	5.9915	9.257294	1	-0.603012	-0.603012	1.65	1.82
NUM762	5.9915	10.20016	1	-0.617169	-0.617169	1.65	1.83
NUM763	5.9915	1.198755	0	-0.241052	0	1.65	1.65
NUM764	5.9915	1.1887	0	-0.240669	0	1.65	1.65
NUM765	5.9915	0.949506	0	-0.21086	0	1.65	1.65
NUM766	5.9915	0.568769	0	-0.14404	0	1.65	1.65
NUM767	5.9915	0.557321	0	-0.152821	0	1.65	1.65
NUM768	5.9915	0.398914	0	-0.121832	0	1.65	1.65
NUM769	5.9915	0.590801	0	-0.143908	0	1.65	1.65
NUM770	5.9915	0.392496	0	-0.112764	0	1.65	1.65
NUM771	5.9915	0.421219	0	-0.124629	0	1.65	1.65
NUM772	5.9915	0.331288	0	-0.125702	0	1.65	1.65
NUM773	5.9915	0.22258	0	-0.085853	0	1.65	1.65
NUM774	5.9915	0.283812	0	-0.087393	0	1.65	1.65
NUM775	5.9915	0.351103	0	-0.114192	0	1.65	1.65
NUM776	5.9915	0.381028	0	-0.138354	0	1.65	1.65
NUM777	5.9915	0.347847	0	-0.108084	0	1.65	1.65
NUM778	5.9915	0.533646	0	-0.134875	0	1.65	1.65
NUM779	5.9915	0.639056	0	-0.164314	0	1.65	1.65
NUM780	5.9915	0.766339	0	-0.197716	0	1.65	1.65
NUM781	5.9915	0.754019	0	-0.195392	0	1.65	1.65
NUM782	5.9915	0.629343	0	-0.190329	0	1.65	1.65
NUM783	5.9915	0.81874	0	-0.22164	0	1.65	1.65
NUM784	5.9915	0.282907	0	-0.071858	0	1.65	1.65
NUM785	5.9915	0.426373	0	-0.108669	0	1.65	1.65
NUM786	5.9915	0.4706	0	-0.137409	0	1.65	1.65
NUM787	5.9915	0.500696	0	-0.12338	0	1.65	1.65
NUM788	5.9915	0.650087	0	-0.11418	0	1.65	1.65
NUM789	5.9915	25.49646	1	-0.735875	-0.735875	1.65	1.86
NUM790	5.9915	27.95865	1	-0.744685	-0.744685	1.65	1.86
NUM791	5.9915	26.49288	1	-0.816285	-0.816285	1.65	1.88
NUM792	5.9915	20.5345	1	-0.527942	-0.527942	1.65	1.80
NUM793	5.9915	19.82208	1	-0.513969	-0.513969	1.65	1.80
NUM794	5.9915	20.1412	1	-0.511203	-0.511203	1.65	1.80
NUM795	5.9915	21.674	1	-0.537666	-0.537666	1.65	1.80
NUM796	5.9915	18.35434	1	-0.516982	-0.516982	1.65	1.80
NUM797	5.9915	18.90025	1	-0.512659	-0.512659	1.65	1.80
NUM798	5.9915	20.26045	1	-0.598072	-0.598072	1.65	1.82
NUM799	5.9915	20.20536	1	-0.598221	-0.598221	1.65	1.82
NUM800	5.9915	22.09328	1	-0.719104	-0.719104	1.65	1.86

Data	Chi-Square	Jarque-Bera	Normality	Skewness	Dummy for Skewness	α	Cornis Fisher Expansion (α')
NUM801	5.9915	18.41494	1	-0.682163	-0.682163	1.65	1.85
NUM802	5.9915	26.39743	1	-0.855782	-0.855782	1.65	1.90
NUM803	5.9915	25.85374	1	-0.360271	-0.360271	1.65	1.75
NUM804	5.9915	26.11137	1	-0.356435	-0.356435	1.65	1.75
NUM805	5.9915	23.88005	1	-0.373314	-0.373314	1.65	1.76
NUM806	5.9915	22.66171	1	-0.332716	-0.332716	1.65	1.75
NUM807	5.9915	22.58074	1	-0.330497	-0.330497	1.65	1.74
NUM808	5.9915	19.6944	1	-0.326104	-0.326104	1.65	1.74
NUM809	5.9915	20.44864	1	-0.315928	-0.315928	1.65	1.74
NUM810	5.9915	16.61943	1	-0.291053	-0.291053	1.65	1.73
NUM811	5.9915	18.35	1	-0.294062	-0.294062	1.65	1.73
NUM812	5.9915	16.97789	1	-0.313099	-0.313099	1.65	1.74
NUM813	5.9915	16.19625	1	-0.313268	-0.313268	1.65	1.74
NUM814	5.9915	16.81897	1	-0.337027	-0.337027	1.65	1.75
NUM815	5.9915	16.90109	1	-0.35939	-0.35939	1.65	1.75
NUM816	5.9915	16.51467	1	-0.345456	-0.345456	1.65	1.75
NUM817	5.9915	16.80585	1	-0.36599	-0.36599	1.65	1.76
NUM818	5.9915	16.73328	1	-0.388334	-0.388334	1.65	1.76
NUM819	5.9915	16.59257	1	-0.400111	-0.400111	1.65	1.76
NUM820	5.9915	17.39549	1	-0.398804	-0.398804	1.65	1.76
NUM821	5.9915	20.26528	1	-0.417455	-0.417455	1.65	1.77
NUM822	5.9915	20.15579	1	-0.414855	-0.414855	1.65	1.77
NUM823	5.9915	20.74476	1	-0.386654	-0.386654	1.65	1.76
NUM824	5.9915	22.6119	1	-0.416944	-0.416944	1.65	1.77
NUM825	5.9915	22.5882	1	-0.409166	-0.409166	1.65	1.77
NUM826	5.9915	18.55391	1	-0.375957	-0.375957	1.65	1.76
NUM827	5.9915	18.52507	1	-0.375805	-0.375805	1.65	1.76
NUM828	5.9915	15.75878	1	-0.356813	-0.356813	1.65	1.75
NUM829	5.9915	17.70745	1	-0.392804	-0.392804	1.65	1.76
NUM830	5.9915	20.10652	1	-0.416657	-0.416657	1.65	1.77
NUM831	5.9915	20.37963	1	-0.404064	-0.404064	1.65	1.77
NUM832	5.9915	20.18226	1	-0.401314	-0.401314	1.65	1.77
NUM833	5.9915	19.46023	1	-0.427734	-0.427734	1.65	1.77
NUM834	5.9915	19.92185	1	-0.402833	-0.402833	1.65	1.77
NUM835	5.9915	20.09676	1	-0.413771	-0.413771	1.65	1.77
NUM836	5.9915	20.00144	1	-0.399539	-0.399539	1.65	1.76
NUM837	5.9915	19.70152	1	-0.410378	-0.410378	1.65	1.77
NUM838	5.9915	18.97245	1	-0.397832	-0.397832	1.65	1.76
NUM839	5.9915	19.259	1	-0.402889	-0.402889	1.65	1.77
NUM840	5.9915	18.72304	1	-0.390939	-0.390939	1.65	1.76
NUM841	5.9915	18.72924	1	-0.390532	-0.390532	1.65	1.76
NUM842	5.9915	19.0147	1	-0.412357	-0.412357	1.65	1.77
NUM843	5.9915	22.38978	1	-0.424144	-0.424144	1.65	1.77
NUM844	5.9915	21.8232	1	-0.441041	-0.441041	1.65	1.78
NUM845	5.9915	20.46761	1	-0.407175	-0.407175	1.65	1.77
NUM846	5.9915	20.4975	1	-0.408032	-0.408032	1.65	1.77
NUM847	5.9915	19.09537	1	-0.417191	-0.417191	1.65	1.77
NUM848	5.9915	19.17435	1	-0.425473	-0.425473	1.65	1.77
NUM849	5.9915	19.15405	1	-0.427007	-0.427007	1.65	1.77
NUM850	5.9915	19.78653	1	-0.411568	-0.411568	1.65	1.77
NUM851	5.9915	18.16909	1	-0.384922	-0.384922	1.65	1.76
NUM852	5.9915	18.05225	1	-0.370817	-0.370817	1.65	1.76
NUM853	5.9915	17.19553	1	-0.378123	-0.378123	1.65	1.76
NUM854	5.9915	17.19548	1	-0.378086	-0.378086	1.65	1.76

Data	Chi-Square	Jarque-Bera	Normality	Skewness	Dummy for Skewness	α	Cornis Fisher Expansion (α')
NUM855	5.9915	18.23578	1	-0.377157	-0.377157	1.65	1.76
NUM856	5.9915	17.98949	1	-0.369441	-0.369441	1.65	1.76
NUM857	5.9915	18.03303	1	-0.344158	-0.344158	1.65	1.75
NUM858	5.9915	19.93203	1	-0.365117	-0.365117	1.65	1.75
NUM859	5.9915	20.01176	1	-0.369248	-0.369248	1.65	1.76
NUM860	5.9915	20.63764	1	-0.34705	-0.34705	1.65	1.75
NUM861	5.9915	20.39929	1	-0.353536	-0.353536	1.65	1.75
NUM862	5.9915	22.02106	1	-0.334698	-0.334698	1.65	1.75
NUM863	5.9915	22.07005	1	-0.340994	-0.340994	1.65	1.75
NUM864	5.9915	22.16022	1	-0.340114	-0.340114	1.65	1.75
NUM865	5.9915	22.59558	1	-0.344684	-0.344684	1.65	1.75
NUM866	5.9915	26.14855	1	-0.363957	-0.363957	1.65	1.75
NUM867	5.9915	27.1136	1	-0.360229	-0.360229	1.65	1.75
NUM868	5.9915	26.22375	1	-0.355528	-0.355528	1.65	1.75
NUM869	5.9915	28.23119	1	-0.348954	-0.348954	1.65	1.75
NUM870	5.9915	28.59291	1	-0.356496	-0.356496	1.65	1.75
NUM871	5.9915	28.58043	1	-0.36064	-0.36064	1.65	1.75
NUM872	5.9915	26.46715	1	-0.344089	-0.344089	1.65	1.75
NUM873	5.9915	28.08329	1	-0.366113	-0.366113	1.65	1.76
NUM874	5.9915	31.66035	1	-0.375902	-0.375902	1.65	1.76
NUM875	5.9915	31.49537	1	-0.358907	-0.358907	1.65	1.75
NUM876	5.9915	24.78737	1	-0.266661	-0.266661	1.65	1.73
NUM877	5.9915	26.45246	1	-0.301883	-0.301883	1.65	1.74
NUM878	5.9915	22.40562	1	-0.198379	-0.198379	1.65	1.71
NUM879	5.9915	21.94889	1	-0.174548	-0.174548	1.65	1.70
NUM880	5.9915	22.20229	1	-0.169815	-0.169815	1.65	1.70
NUM881	5.9915	21.76455	1	-0.159504	-0.159504	1.65	1.70
NUM882	5.9915	21.29993	1	-0.145655	-0.145655	1.65	1.69
NUM883	5.9915	20.03299	1	-0.154632	-0.154632	1.65	1.69
NUM884	5.9915	19.68923	1	-0.184972	-0.184972	1.65	1.70
NUM885	5.9915	20.65287	1	-0.179503	-0.179503	1.65	1.70
NUM886	5.9915	19.78977	1	-0.197073	-0.197073	1.65	1.71
NUM887	5.9915	20.17287	1	-0.228359	-0.228359	1.65	1.72
NUM888	5.9915	22.56935	1	-0.255775	-0.255775	1.65	1.72
NUM889	5.9915	21.8151	1	-0.08952	-0.08952	1.65	1.68
NUM890	5.9915	19.48677	1	0.055353	0.055353	1.65	1.63
NUM891	5.9915	24.7988	1	0.106081	0.106081	1.65	1.62
NUM892	5.9915	31.28847	1	0.059835	0.059835	1.65	1.63
NUM893	5.9915	31.63551	1	0.05303	0.05303	1.65	1.63
NUM894	5.9915	31.94608	1	0.060604	0.060604	1.65	1.63
NUM895	5.9915	31.85176	1	0.070735	0.070735	1.65	1.63

Data Normalitas JAKTRAD

Data	Chi-Square	Jarque-Bera	Normality	Skewness	Dummy for Skewness	α	Cornis Fisher Expansion (α')
NUM101	5.9915	0.451053	0	0.033789	0	1.65	1.65
NUM102	5.9915	0.682754	0	0.009463	0	1.65	1.65
NUM103	5.9915	0.694884	0	0.00847	0	1.65	1.65
NUM104	5.9915	0.739963	0	0.028375	0	1.65	1.65
NUM105	5.9915	0.590494	0	0.00416	0	1.65	1.65
NUM106	5.9915	0.534345	0	0.016808	0	1.65	1.65
NUM107	5.9915	0.812288	0	-0.008079	0	1.65	1.65
NUM108	5.9915	0.775818	0	-0.003412	0	1.65	1.65
NUM109	5.9915	0.780763	0	0.026203	0	1.65	1.65
NUM110	5.9915	0.902182	0	0.037373	0	1.65	1.65
NUM111	5.9915	0.897752	0	0.041646	0	1.65	1.65
NUM112	5.9915	0.895282	0	0.059008	0	1.65	1.65
NUM113	5.9915	1.266903	0	0.019949	0	1.65	1.65
NUM114	5.9915	1.496775	0	0.053878	0	1.65	1.65
NUM115	5.9915	1.850066	0	0.026036	0	1.65	1.65
NUM116	5.9915	1.832808	0	0.030762	0	1.65	1.65
NUM117	5.9915	1.642894	0	0.007673	0	1.65	1.65
NUM118	5.9915	2.218713	0	-0.000998	0	1.65	1.65
NUM119	5.9915	2.73467	0	0.066237	0	1.65	1.65
NUM120	5.9915	2.543641	0	0.075655	0	1.65	1.65
NUM121	5.9915	1.964845	0	0.071021	0	1.65	1.65
NUM122	5.9915	2.397237	0	0.246363	0	1.65	1.65
NUM123	5.9915	3.291361	0	0.278826	0	1.65	1.65
NUM124	5.9915	13.04129	1	-0.201022	-0.201022	1.65	1.71
NUM125	5.9915	14.56328	1	-0.193442	-0.193442	1.65	1.71
NUM126	5.9915	15.17156	1	-0.207091	-0.207091	1.65	1.71
NUM127	5.9915	26.12434	1	-0.502122	-0.502122	1.65	1.79
NUM128	5.9915	26.04629	1	-0.500832	-0.500832	1.65	1.79
NUM129	5.9915	26.70886	1	-0.246571	-0.246571	1.65	1.72
NUM130	5.9915	24.52363	1	-0.222435	-0.222435	1.65	1.71
NUM131	5.9915	20.94905	1	-0.207466	-0.207466	1.65	1.71
NUM132	5.9915	21.25253	1	-0.212045	-0.212045	1.65	1.71
NUM133	5.9915	32.29944	1	-0.516862	-0.516862	1.65	1.80
NUM134	5.9915	187.4259	1	-1.4251	-1.4251	1.65	2.06
NUM135	5.9915	203.6843	1	-1.708771	-1.708771	1.65	2.14
NUM136	5.9915	158.0159	1	-1.383408	-1.383408	1.65	2.05
NUM137	5.9915	133.9696	1	-1.315549	-1.315549	1.65	2.03
NUM138	5.9915	121.6826	1	-1.270419	-1.270419	1.65	2.01
NUM139	5.9915	102.0701	1	-1.113007	-1.113007	1.65	1.97
NUM140	5.9915	102.3355	1	-1.124196	-1.124196	1.65	1.97
NUM141	5.9915	100.5687	1	-1.120216	-1.120216	1.65	1.97
NUM142	5.9915	104.588	1	-1.119158	-1.119158	1.65	1.97
NUM143	5.9915	102.4071	1	-1.10782	-1.10782	1.65	1.97
NUM144	5.9915	103.7184	1	-1.12283	-1.12283	1.65	1.97
NUM145	5.9915	100.3258	1	-1.122266	-1.122266	1.65	1.97
NUM146	5.9915	100.5329	1	-1.142929	-1.142929	1.65	1.98
NUM147	5.9915	98.29242	1	-1.126409	-1.126409	1.65	1.97
NUM148	5.9915	96.11891	1	-1.108336	-1.108336	1.65	1.97
NUM149	5.9915	95.59316	1	-1.110472	-1.110472	1.65	1.97
NUM150	5.9915	95.03909	1	-1.100825	-1.100825	1.65	1.97
NUM151	5.9915	95.36907	1	-1.078497	-1.078497	1.65	1.96
NUM152	5.9915	96.20967	1	-1.086215	-1.086215	1.65	1.96
NUM153	5.9915	102.3296	1	-1.11805	-1.11805	1.65	1.97
NUM154	5.9915	102.1777	1	-1.106589	-1.106589	1.65	1.97

Data	Chi-Square	Jarque-Bera	Normality	Skewness	Dummy for Skewness	α	Cornis Fisher Expansion (α')
NUM155	5.9915	102.1785	1	-1.103812	-1.103812	1.65	1.97
NUM156	5.9915	105.1766	1	-1.092821	-1.092821	1.65	1.96
NUM157	5.9915	106.211	1	-1.101052	-1.101052	1.65	1.97
NUM158	5.9915	104.9917	1	-1.107775	-1.107775	1.65	1.97
NUM159	5.9915	105.824	1	-1.088504	-1.088504	1.65	1.96
NUM160	5.9915	105.2256	1	-1.088983	-1.088983	1.65	1.96
NUM161	5.9915	103.3636	1	-1.099019	-1.099019	1.65	1.97
NUM162	5.9915	102.0153	1	-1.091502	-1.091502	1.65	1.96
NUM163	5.9915	96.48718	1	-1.077624	-1.077624	1.65	1.96
NUM164	5.9915	97.16513	1	-1.082862	-1.082862	1.65	1.96
NUM165	5.9915	94.61105	1	-1.054122	-1.054122	1.65	1.95
NUM166	5.9915	94.89329	1	-1.061134	-1.061134	1.65	1.95
NUM167	5.9915	84.58141	1	-1.006706	-1.006706	1.65	1.94
NUM168	5.9915	85.43802	1	-0.99905	-0.99905	1.65	1.94
NUM169	5.9915	85.59897	1	-0.995831	-0.995831	1.65	1.94
NUM170	5.9915	85.4409	1	-0.980456	-0.980456	1.65	1.93
NUM171	5.9915	91.6285	1	-1.01576	-1.01576	1.65	1.94
NUM172	5.9915	92.43909	1	-1.025424	-1.025424	1.65	1.94
NUM173	5.9915	91.2173	1	-1.041079	-1.041079	1.65	1.95
NUM174	5.9915	92.13828	1	-1.043689	-1.043689	1.65	1.95
NUM175	5.9915	92.05731	1	-1.055054	-1.055054	1.65	1.95
NUM176	5.9915	92.03272	1	-1.054725	-1.054725	1.65	1.95
NUM177	5.9915	83.88684	1	-1.012583	-1.012583	1.65	1.94
NUM178	5.9915	67.11307	1	-0.97065	-0.97065	1.65	1.93
NUM179	5.9915	63.78047	1	-0.966589	-0.966589	1.65	1.93
NUM180	5.9915	63.7437	1	-0.963014	-0.963014	1.65	1.93
NUM181	5.9915	59.87999	1	-0.938844	-0.938844	1.65	1.92
NUM182	5.9915	59.93331	1	-0.922534	-0.922534	1.65	1.91
NUM183	5.9915	68.03876	1	-0.959845	-0.959845	1.65	1.93
NUM184	5.9915	67.97194	1	-0.970545	-0.970545	1.65	1.93
NUM185	5.9915	68.61168	1	-0.974183	-0.974183	1.65	1.93
NUM186	5.9915	70.70238	1	-0.995668	-0.995668	1.65	1.94
NUM187	5.9915	69.89046	1	-0.980659	-0.980659	1.65	1.93
NUM188	5.9915	66.49958	1	-0.953635	-0.953635	1.65	1.92
NUM189	5.9915	67.6958	1	-0.976262	-0.976262	1.65	1.93
NUM190	5.9915	73.21175	1	-0.991263	-0.991263	1.65	1.93
NUM191	5.9915	76.37166	1	-1.000938	-1.000938	1.65	1.94
NUM192	5.9915	75.00138	1	-0.992441	-0.992441	1.65	1.93
NUM193	5.9915	69.17029	1	-0.945478	-0.945478	1.65	1.92
NUM194	5.9915	69.18164	1	-0.954895	-0.954895	1.65	1.92
NUM195	5.9915	68.99709	1	-0.968387	-0.968387	1.65	1.93
NUM196	5.9915	69.74543	1	-0.975874	-0.975874	1.65	1.93
NUM197	5.9915	67.71545	1	-0.961708	-0.961708	1.65	1.93
NUM198	5.9915	68.18903	1	-0.965237	-0.965237	1.65	1.93
NUM199	5.9915	75.98472	1	-0.998516	-0.998516	1.65	1.94
NUM200	5.9915	75.33816	1	-0.993153	-0.993153	1.65	1.94
NUM201	5.9915	81.49375	1	-1.008571	-1.008571	1.65	1.94
NUM202	5.9915	80.11164	1	-0.986225	-0.986225	1.65	1.93
NUM203	5.9915	76.62086	1	-0.990387	-0.990387	1.65	1.93
NUM204	5.9915	76.76216	1	-0.992679	-0.992679	1.65	1.93
NUM205	5.9915	81.07311	1	-0.996907	-0.996907	1.65	1.94
NUM206	5.9915	81.80357	1	-1.009829	-1.009829	1.65	1.94
NUM207	5.9915	82.09235	1	-1.001129	-1.001129	1.65	1.94
NUM208	5.9915	82.54552	1	-1.006726	-1.006726	1.65	1.94
NUM209	5.9915	83.21798	1	-1.01463	-1.01463	1.65	1.94
NUM210	5.9915	83.25775	1	-1.011247	-1.011247	1.65	1.94

Data	Chi-Square	Jarque-Bera	Normality	Skewness	Dummy for Skewness	α	Cornis Fisher Expansion (α')
NUM211	5.9915	82.44166	1	-1.020042	-1.020042	1.65	1.94
NUM212	5.9915	81.97098	1	-1.015847	-1.015847	1.65	1.94
NUM213	5.9915	82.13603	1	-1.007868	-1.007868	1.65	1.94
NUM214	5.9915	81.59001	1	-1.003419	-1.003419	1.65	1.94
NUM215	5.9915	80.04389	1	-0.982561	-0.982561	1.65	1.93
NUM216	5.9915	74.7268	1	-0.950933	-0.950933	1.65	1.92
NUM217	5.9915	75.45176	1	-0.947327	-0.947327	1.65	1.92
NUM218	5.9915	70.54881	1	-0.91551	-0.91551	1.65	1.91
NUM219	5.9915	68.84729	1	-0.904873	-0.904873	1.65	1.91
NUM220	5.9915	66.08967	1	-0.913276	-0.913276	1.65	1.91
NUM221	5.9915	67.76973	1	-0.945691	-0.945691	1.65	1.92
NUM222	5.9915	67.96058	1	-0.948458	-0.948458	1.65	1.92
NUM223	5.9915	68.03996	1	-0.964298	-0.964298	1.65	1.93
NUM224	5.9915	82.55338	1	-1.008409	-1.008409	1.65	1.94
NUM225	5.9915	79.83073	1	-0.995635	-0.995635	1.65	1.94
NUM226	5.9915	78.9183	1	-1.00414	-1.00414	1.65	1.94
NUM227	5.9915	91.4115	1	-1.004457	-1.004457	1.65	1.94
NUM228	5.9915	91.80797	1	-1.01665	-1.01665	1.65	1.94
NUM229	5.9915	101.8047	1	-1.111365	-1.111365	1.65	1.97
NUM230	5.9915	105.3261	1	-1.137784	-1.137784	1.65	1.98
NUM231	5.9915	107.7888	1	-1.146189	-1.146189	1.65	1.98
NUM232	5.9915	85.19003	1	-1.141155	-1.141155	1.65	1.98
NUM233	5.9915	104.5284	1	-1.170146	-1.170146	1.65	1.99
NUM234	5.9915	66.00647	1	-0.744051	-0.744051	1.65	1.86
NUM235	5.9915	10.35304	1	-0.073497	-0.073497	1.65	1.67
NUM236	5.9915	70.65684	1	-0.978644	-0.978644	1.65	1.93
NUM237	5.9915	67.80335	1	-0.633206	-0.633206	1.65	1.83
NUM238	5.9915	76.46754	1	-0.681035	-0.681035	1.65	1.85
NUM239	5.9915	77.16612	1	-0.700791	-0.700791	1.65	1.85
NUM240	5.9915	69.13708	1	-0.656234	-0.656234	1.65	1.84
NUM241	5.9915	66.35525	1	-0.644177	-0.644177	1.65	1.83
NUM242	5.9915	66.39221	1	-0.644812	-0.644812	1.65	1.84
NUM243	5.9915	68.85164	1	-0.662636	-0.662636	1.65	1.84
NUM244	5.9915	68.40015	1	-0.649659	-0.649659	1.65	1.84
NUM245	5.9915	71.24154	1	-0.653008	-0.653008	1.65	1.84
NUM246	5.9915	70.72493	1	-0.652062	-0.652062	1.65	1.84
NUM247	5.9915	62.19989	1	-0.633423	-0.633423	1.65	1.83
NUM248	5.9915	53.38438	1	-0.616466	-0.616466	1.65	1.83
NUM249	5.9915	54.01347	1	-0.612444	-0.612444	1.65	1.83
NUM250	5.9915	54.23012	1	-0.617985	-0.617985	1.65	1.83
NUM251	5.9915	54.47834	1	-0.649991	-0.649991	1.65	1.84
NUM252	5.9915	54.20963	1	-0.660358	-0.660358	1.65	1.84
NUM253	5.9915	53.62466	1	-0.651968	-0.651968	1.65	1.84
NUM254	5.9915	53.75342	1	-0.664087	-0.664087	1.65	1.84
NUM255	5.9915	50.19881	1	-0.633708	-0.633708	1.65	1.83
NUM256	5.9915	51.27509	1	-0.659643	-0.659643	1.65	1.84
NUM257	5.9915	49.84259	1	-0.644572	-0.644572	1.65	1.84
NUM258	5.9915	50.74821	1	-0.637319	-0.637319	1.65	1.83
NUM259	5.9915	51.72003	1	-0.646853	-0.646853	1.65	1.84
NUM260	5.9915	51.21283	1	-0.621233	-0.621233	1.65	1.83
NUM261	5.9915	52.9491	1	-0.616521	-0.616521	1.65	1.83
NUM262	5.9915	52.16262	1	-0.611748	-0.611748	1.65	1.83
NUM263	5.9915	51.74836	1	-0.580889	-0.580889	1.65	1.82
NUM264	5.9915	50.94298	1	-0.571353	-0.571353	1.65	1.81
NUM265	5.9915	52.27	1	-0.582479	-0.582479	1.65	1.82
NUM266	5.9915	51.85859	1	-0.586231	-0.586231	1.65	1.82

Data	Chi-Square	Jarque-Bera	Normality	Skewness	Dummy for Skewness	α	Cornis Fisher Expansion (α')
NUM267	5.9915	52.65642	1	-0.741316	-0.741316	1.65	1.86
NUM268	5.9915	52.60641	1	-0.738977	-0.738977	1.65	1.86
NUM269	5.9915	51.6292	1	-0.74343	-0.74343	1.65	1.86
NUM270	5.9915	41.39627	1	-0.758289	-0.758289	1.65	1.87
NUM271	5.9915	38.75654	1	-0.727722	-0.727722	1.65	1.86
NUM272	5.9915	30.80074	1	-0.706282	-0.706282	1.65	1.85
NUM273	5.9915	29.12896	1	-0.689106	-0.689106	1.65	1.85
NUM274	5.9915	26.63126	1	-0.646119	-0.646119	1.65	1.84
NUM275	5.9915	26.96207	1	-0.642695	-0.642695	1.65	1.83
NUM276	5.9915	21.19797	1	-0.529154	-0.529154	1.65	1.80
NUM277	5.9915	21.17969	1	-0.554611	-0.554611	1.65	1.81
NUM278	5.9915	26.76116	1	-0.565867	-0.565867	1.65	1.81
NUM279	5.9915	28.78872	1	-0.570841	-0.570841	1.65	1.81
NUM280	5.9915	28.43132	1	-0.559523	-0.559523	1.65	1.81
NUM281	5.9915	30.78518	1	-0.552673	-0.552673	1.65	1.81
NUM282	5.9915	29.02198	1	-0.532807	-0.532807	1.65	1.80
NUM283	5.9915	27.77597	1	-0.649013	-0.649013	1.65	1.84
NUM284	5.9915	28.10188	1	-0.645156	-0.645156	1.65	1.84
NUM285	5.9915	25.12334	1	-0.631737	-0.631737	1.65	1.83
NUM286	5.9915	25.13575	1	-0.629764	-0.629764	1.65	1.83
NUM287	5.9915	22.72958	1	-0.603095	-0.603095	1.65	1.82
NUM288	5.9915	23.32443	1	-0.632883	-0.632883	1.65	1.83
NUM289	5.9915	21.85686	1	-0.623688	-0.623688	1.65	1.83
NUM290	5.9915	20.79629	1	-0.603452	-0.603452	1.65	1.82
NUM291	5.9915	22.70687	1	-0.638878	-0.638878	1.65	1.83
NUM292	5.9915	23.45113	1	-0.665943	-0.665943	1.65	1.84
NUM293	5.9915	26.43346	1	-0.70374	-0.70374	1.65	1.85
NUM294	5.9915	24.85758	1	-0.672292	-0.672292	1.65	1.84
NUM295	5.9915	24.2956	1	-0.671234	-0.671234	1.65	1.84
NUM296	5.9915	23.40781	1	-0.655859	-0.655859	1.65	1.84
NUM297	5.9915	24.22622	1	-0.668241	-0.668241	1.65	1.84
NUM298	5.9915	22.69566	1	-0.650379	-0.650379	1.65	1.84
NUM299	5.9915	21.71005	1	-0.63636	-0.63636	1.65	1.83
NUM300	5.9915	22.1547	1	-0.648759	-0.648759	1.65	1.84
NUM301	5.9915	22.87602	1	-0.664232	-0.664232	1.65	1.84
NUM302	5.9915	23.55097	1	-0.683477	-0.683477	1.65	1.85
NUM303	5.9915	24.47813	1	-0.689306	-0.689306	1.65	1.85
NUM304	5.9915	23.93915	1	-0.697859	-0.697859	1.65	1.85
NUM305	5.9915	23.8875	1	-0.696287	-0.696287	1.65	1.85
NUM306	5.9915	23.88747	1	-0.696299	-0.696299	1.65	1.85
NUM307	5.9915	23.76396	1	-0.692999	-0.692999	1.65	1.85
NUM308	5.9915	23.76645	1	-0.693087	-0.693087	1.65	1.85
NUM309	5.9915	23.61465	1	-0.688626	-0.688626	1.65	1.85
NUM310	5.9915	23.24628	1	-0.696249	-0.696249	1.65	1.85
NUM311	5.9915	23.45419	1	-0.691832	-0.691832	1.65	1.85
NUM312	5.9915	23.87349	1	-0.705297	-0.705297	1.65	1.85
NUM313	5.9915	23.96205	1	-0.708987	-0.708987	1.65	1.85
NUM314	5.9915	22.29681	1	-0.708388	-0.708388	1.65	1.85
NUM315	5.9915	20.88779	1	-0.692061	-0.692061	1.65	1.85
NUM316	5.9915	22.05029	1	-0.705466	-0.705466	1.65	1.85
NUM317	5.9915	21.56634	1	-0.692166	-0.692166	1.65	1.85
NUM318	5.9915	22.44185	1	-0.701508	-0.701508	1.65	1.85
NUM319	5.9915	22.11348	1	-0.697984	-0.697984	1.65	1.85
NUM320	5.9915	23.08651	1	-0.69948	-0.69948	1.65	1.85
NUM321	5.9915	23.51459	1	-0.697113	-0.697113	1.65	1.85
NUM322	5.9915	23.59571	1	-0.700023	-0.700023	1.65	1.85

Data	Chi-Square	Jarque-Bera	Normality	Skewness	Dummy for Skewness	α	Cornis Fisher Expansion (α')
NUM323	5.9915	21.97056	1	-0.66468	-0.66468	1.65	1.84
NUM324	5.9915	21.3592	1	-0.63471	-0.63471	1.65	1.83
NUM325	5.9915	20.71914	1	-0.629009	-0.629009	1.65	1.83
NUM326	5.9915	20.81962	1	-0.614024	-0.614024	1.65	1.83
NUM327	5.9915	22.61211	1	-0.650863	-0.650863	1.65	1.84
NUM328	5.9915	22.42772	1	-0.638261	-0.638261	1.65	1.83
NUM329	5.9915	21.86117	1	-0.61115	-0.61115	1.65	1.83
NUM330	5.9915	21.77797	1	-0.603192	-0.603192	1.65	1.82
NUM331	5.9915	21.85963	1	-0.629733	-0.629733	1.65	1.83
NUM332	5.9915	27.00188	1	-0.622077	-0.622077	1.65	1.83
NUM333	5.9915	28.23062	1	-0.624496	-0.624496	1.65	1.83
NUM334	5.9915	28.58271	1	-0.634207	-0.634207	1.65	1.83
NUM335	5.9915	31.00629	1	-0.63858	-0.63858	1.65	1.83
NUM336	5.9915	16.69174	1	-0.33044	-0.33044	1.65	1.74
NUM337	5.9915	20.02763	1	-0.623143	-0.623143	1.65	1.83
NUM338	5.9915	18.67258	1	-0.584331	-0.584331	1.65	1.82
NUM339	5.9915	24.2358	1	-0.741592	-0.741592	1.65	1.86
NUM340	5.9915	26.61973	1	-0.762059	-0.762059	1.65	1.87
NUM341	5.9915	28.35184	1	-0.762772	-0.762772	1.65	1.87
NUM342	5.9915	28.1982	1	-0.770977	-0.770977	1.65	1.87
NUM343	5.9915	28.2791	1	-0.778745	-0.778745	1.65	1.87
NUM344	5.9915	27.78492	1	-0.789965	-0.789965	1.65	1.88
NUM345	5.9915	25.95475	1	-0.75268	-0.75268	1.65	1.87
NUM346	5.9915	21.80109	1	-0.727896	-0.727896	1.65	1.86
NUM347	5.9915	25.65954	1	-0.775894	-0.775894	1.65	1.87
NUM348	5.9915	30.28964	1	-0.806516	-0.806516	1.65	1.88
NUM349	5.9915	27.97855	1	-0.770001	-0.770001	1.65	1.87
NUM350	5.9915	27.32579	1	-0.754951	-0.754951	1.65	1.87
NUM351	5.9915	25.63804	1	-0.718367	-0.718367	1.65	1.86
NUM352	5.9915	25.40767	1	-0.698339	-0.698339	1.65	1.85
NUM353	5.9915	25.5733	1	-0.7027	-0.7027	1.65	1.85
NUM354	5.9915	25.06277	1	-0.680605	-0.680605	1.65	1.85
NUM355	5.9915	23.06758	1	-0.668554	-0.668554	1.65	1.84
NUM356	5.9915	19.15655	1	-0.62376	-0.62376	1.65	1.83
NUM357	5.9915	19.0229	1	-0.621426	-0.621426	1.65	1.83
NUM358	5.9915	18.96337	1	-0.61285	-0.61285	1.65	1.83
NUM359	5.9915	18.21108	1	-0.596596	-0.596596	1.65	1.82
NUM360	5.9915	17.66812	1	-0.612057	-0.612057	1.65	1.83
NUM361	5.9915	16.13405	1	-0.576174	-0.576174	1.65	1.82
NUM362	5.9915	16.83242	1	-0.592001	-0.592001	1.65	1.82
NUM363	5.9915	18.51508	1	-0.631585	-0.631585	1.65	1.83
NUM364	5.9915	18.13046	1	-0.647749	-0.647749	1.65	1.84
NUM365	5.9915	17.53073	1	-0.65821	-0.65821	1.65	1.84
NUM366	5.9915	14.5632	1	-0.61235	-0.61235	1.65	1.83
NUM367	5.9915	9.89235	1	-0.459449	-0.459449	1.65	1.78
NUM368	5.9915	7.759871	1	-0.448161	-0.448161	1.65	1.78
NUM369	5.9915	7.919647	1	-0.433172	-0.433172	1.65	1.77
NUM370	5.9915	8.449407	1	-0.375247	-0.375247	1.65	1.76
NUM371	5.9915	9.282621	1	-0.394972	-0.394972	1.65	1.76
NUM372	5.9915	9.875289	1	-0.415645	-0.415645	1.65	1.77
NUM373	5.9915	9.261462	1	-0.413525	-0.413525	1.65	1.77
NUM374	5.9915	10.94005	1	-0.456232	-0.456232	1.65	1.78
NUM375	5.9915	8.67337	1	-0.399405	-0.399405	1.65	1.76
NUM376	5.9915	11.16232	1	-0.588521	-0.588521	1.65	1.82
NUM377	5.9915	13.10227	1	-0.623905	-0.623905	1.65	1.83
NUM378	5.9915	10.82193	1	-0.572994	-0.572994	1.65	1.81

Data	Chi-Square	Jarque-Bera	Normality	Skewness	Dummy for Skewness	α	Cornis Fisher Expansion (α')
NUM379	5.9915	9.845815	1	-0.55712	-0.55712	1.65	1.81
NUM380	5.9915	8.72302	1	-0.543424	-0.543424	1.65	1.81
NUM381	5.9915	9.3322	1	-0.560407	-0.560407	1.65	1.81
NUM382	5.9915	10.51403	1	-0.593962	-0.593962	1.65	1.82
NUM383	5.9915	1.183573	0	-0.26628	0	1.65	1.65
NUM384	5.9915	0.896285	0	-0.231294	0	1.65	1.65
NUM385	5.9915	1.588727	0	-0.308624	0	1.65	1.65
NUM386	5.9915	1.65121	0	-0.313504	0	1.65	1.65
NUM387	5.9915	1.688298	0	-0.316414	0	1.65	1.65
NUM388	5.9915	1.489872	0	-0.298676	0	1.65	1.65
NUM389	5.9915	1.671396	0	-0.315101	0	1.65	1.65
NUM390	5.9915	1.627248	0	-0.308921	0	1.65	1.65
NUM391	5.9915	1.650862	0	-0.309586	0	1.65	1.65
NUM392	5.9915	2.032262	0	-0.34684	0	1.65	1.65
NUM393	5.9915	13.05666	1	-0.69526	-0.69526	1.65	1.85
NUM394	5.9915	11.25549	1	-0.638714	-0.638714	1.65	1.83
NUM395	5.9915	10.11224	1	-0.603467	-0.603467	1.65	1.82
NUM396	5.9915	8.596948	1	-0.58592	-0.58592	1.65	1.82
NUM397	5.9915	8.319591	1	-0.576249	-0.576249	1.65	1.82
NUM398	5.9915	7.912131	1	-0.568606	-0.568606	1.65	1.81
NUM399	5.9915	8.695779	1	-0.598387	-0.598387	1.65	1.82
NUM400	5.9915	16.19922	1	-0.006922	-0.006922	1.65	1.65
NUM401	5.9915	15.58954	1	0.017292	0.017292	1.65	1.65
NUM402	5.9915	15.86962	1	0.04015	0.04015	1.65	1.64
NUM403	5.9915	16.88471	1	0.049361	0.049361	1.65	1.64
NUM404	5.9915	18.58249	1	0.078285	0.078285	1.65	1.63
NUM405	5.9915	18.63599	1	0.088082	0.088082	1.65	1.62
NUM406	5.9915	19.13328	1	0.103626	0.103626	1.65	1.62
NUM407	5.9915	2128.01	1	-3.205908	-3.205908	1.65	2.57
NUM408	5.9915	2120.699	1	-3.195519	-3.195519	1.65	2.57
NUM409	5.9915	1586.918	1	-2.974853	-2.974853	1.65	2.50
NUM410	5.9915	1615.224	1	-2.986616	-2.986616	1.65	2.51
NUM411	5.9915	1534.476	1	-2.929105	-2.929105	1.65	2.49
NUM412	5.9915	1481.139	1	-2.879145	-2.879145	1.65	2.48
NUM413	5.9915	1412.41	1	-2.819083	-2.819083	1.65	2.46
NUM414	5.9915	1468.386	1	-2.849616	-2.849616	1.65	2.47
NUM415	5.9915	1448.594	1	-2.834391	-2.834391	1.65	2.46
NUM416	5.9915	1449.967	1	-2.836495	-2.836495	1.65	2.46
NUM417	5.9915	1375.888	1	-2.776709	-2.776709	1.65	2.45
NUM418	5.9915	1325.131	1	-2.734708	-2.734708	1.65	2.44
NUM419	5.9915	1227.903	1	-2.664699	-2.664699	1.65	2.41
NUM420	5.9915	1124.245	1	-2.575933	-2.575933	1.65	2.39
NUM421	5.9915	1094.084	1	-2.534523	-2.534523	1.65	2.38
NUM422	5.9915	1082.917	1	-2.512392	-2.512392	1.65	2.37
NUM423	5.9915	1060.85	1	-2.508552	-2.508552	1.65	2.37
NUM424	5.9915	990.2414	1	-2.450325	-2.450325	1.65	2.35
NUM425	5.9915	882.0773	1	-2.328058	-2.328058	1.65	2.32
NUM426	5.9915	810.1358	1	-2.25245	-2.25245	1.65	2.30
NUM427	5.9915	800.5233	1	-2.225606	-2.225606	1.65	2.29
NUM428	5.9915	750.7061	1	-2.166204	-2.166204	1.65	2.27
NUM429	5.9915	761.5561	1	-2.192931	-2.192931	1.65	2.28
NUM430	5.9915	760.0985	1	-2.193829	-2.193829	1.65	2.28
NUM431	5.9915	779.0378	1	-2.20821	-2.20821	1.65	2.28
NUM432	5.9915	781.3229	1	-2.202007	-2.202007	1.65	2.28
NUM433	5.9915	758.8945	1	-2.160893	-2.160893	1.65	2.27
NUM434	5.9915	758.9664	1	-2.160887	-2.160887	1.65	2.27

Data	Chi-Square	Jarque-Bera	Normality	Skewness	Dummy for Skewness	α	Cornis Fisher Expansion (α')
NUM435	5.9915	757.7485	1	-2.159288	-2.159288	1.65	2.27
NUM436	5.9915	730.0111	1	-2.111815	-2.111815	1.65	2.26
NUM437	5.9915	703.1386	1	-2.069142	-2.069142	1.65	2.24
NUM438	5.9915	656.652	1	-2.018648	-2.018648	1.65	2.23
NUM439	5.9915	653.55	1	-1.998792	-1.998792	1.65	2.22
NUM440	5.9915	635.6616	1	-1.969498	-1.969498	1.65	2.22
NUM441	5.9915	627.367	1	-1.971572	-1.971572	1.65	2.22
NUM442	5.9915	623.58	1	-1.968518	-1.968518	1.65	2.22
NUM443	5.9915	624.4583	1	-1.956018	-1.956018	1.65	2.21
NUM444	5.9915	604.9718	1	-1.931946	-1.931946	1.65	2.20
NUM445	5.9915	581.568	1	-1.89905	-1.89905	1.65	2.20
NUM446	5.9915	595.8305	1	-1.915008	-1.915008	1.65	2.20
NUM447	5.9915	601.695	1	-1.914381	-1.914381	1.65	2.20
NUM448	5.9915	586.8493	1	-1.907593	-1.907593	1.65	2.20
NUM449	5.9915	589.5749	1	-1.915982	-1.915982	1.65	2.20
NUM450	5.9915	542.6794	1	-1.860117	-1.860117	1.65	2.18
NUM451	5.9915	504.4203	1	-1.819981	-1.819981	1.65	2.17
NUM452	5.9915	479.1321	1	-1.796873	-1.796873	1.65	2.17
NUM453	5.9915	471.2775	1	-1.774239	-1.774239	1.65	2.16
NUM454	5.9915	446.712	1	-1.751417	-1.751417	1.65	2.15
NUM455	5.9915	453.9813	1	-1.766431	-1.766431	1.65	2.16
NUM456	5.9915	470.2703	1	-1.80002	-1.80002	1.65	2.17
NUM457	5.9915	468.7298	1	-1.80762	-1.80762	1.65	2.17
NUM458	5.9915	467.8266	1	-1.809586	-1.809586	1.65	2.17
NUM459	5.9915	468.8942	1	-1.813501	-1.813501	1.65	2.17
NUM460	5.9915	468.8047	1	-1.813406	-1.813406	1.65	2.17
NUM461	5.9915	471.8951	1	-1.830447	-1.830447	1.65	2.18
NUM462	5.9915	471.803	1	-1.831245	-1.831245	1.65	2.18
NUM463	5.9915	466.4955	1	-1.826787	-1.826787	1.65	2.17
NUM464	5.9915	421.2965	1	-1.73617	-1.73617	1.65	2.15
NUM465	5.9915	425.9173	1	-1.726569	-1.726569	1.65	2.15
NUM466	5.9915	434.0646	1	-1.759155	-1.759155	1.65	2.16
NUM467	5.9915	443.4118	1	-1.775963	-1.775963	1.65	2.16
NUM468	5.9915	467.1068	1	-1.827113	-1.827113	1.65	2.17
NUM469	5.9915	466.3515	1	-1.823505	-1.823505	1.65	2.17
NUM470	5.9915	459.6035	1	-1.804284	-1.804284	1.65	2.17
NUM471	5.9915	458.5328	1	-1.799589	-1.799589	1.65	2.17
NUM472	5.9915	482.7966	1	-1.82695	-1.82695	1.65	2.17
NUM473	5.9915	500.3264	1	-1.868813	-1.868813	1.65	2.19
NUM474	5.9915	501.9193	1	-1.860191	-1.860191	1.65	2.18
NUM475	5.9915	527.1659	1	-1.889505	-1.889505	1.65	2.19
NUM476	5.9915	527.1927	1	-1.88957	-1.88957	1.65	2.19
NUM477	5.9915	527.3243	1	-1.890525	-1.890525	1.65	2.19
NUM478	5.9915	548.8371	1	-1.903622	-1.903622	1.65	2.20
NUM479	5.9915	534.906	1	-1.884172	-1.884172	1.65	2.19
NUM480	5.9915	552.5527	1	-1.891124	-1.891124	1.65	2.19
NUM481	5.9915	552.5598	1	-1.891342	-1.891342	1.65	2.19
NUM482	5.9915	550.9043	1	-1.891443	-1.891443	1.65	2.19
NUM483	5.9915	547.3465	1	-1.867414	-1.867414	1.65	2.19
NUM484	5.9915	553.2309	1	-1.88315	-1.88315	1.65	2.19
NUM485	5.9915	554.4183	1	-1.881789	-1.881789	1.65	2.19
NUM486	5.9915	560.9812	1	-1.885387	-1.885387	1.65	2.19
NUM487	5.9915	570.4687	1	-1.915162	-1.915162	1.65	2.20
NUM488	5.9915	570.5277	1	-1.915972	-1.915972	1.65	2.20
NUM489	5.9915	597.4174	1	-1.959668	-1.959668	1.65	2.21
NUM490	5.9915	603.4737	1	-1.98042	-1.98042	1.65	2.22

Data	Chi-Square	Jarque-Bera	Normality	Skewness	Dummy for Skewness	α	Cornis Fisher Expansion (α')
NUM491	5.9915	603.0504	1	-1.980114	-1.980114	1.65	2.22
NUM492	5.9915	632.1943	1	-2.030241	-2.030241	1.65	2.23
NUM493	5.9915	762.0821	1	-2.140932	-2.140932	1.65	2.26
NUM494	5.9915	804.2276	1	-2.171554	-2.171554	1.65	2.27
NUM495	5.9915	825.8196	1	-2.201217	-2.201217	1.65	2.28
NUM496	5.9915	856.8274	1	-2.23179	-2.23179	1.65	2.29
NUM497	5.9915	854.3099	1	-2.227856	-2.227856	1.65	2.29
NUM498	5.9915	880.0159	1	-2.252137	-2.252137	1.65	2.30
NUM499	5.9915	877.8274	1	-2.240317	-2.240317	1.65	2.29
NUM500	5.9915	1118.201	1	-2.603361	-2.603361	1.65	2.40
NUM501	5.9915	1130.619	1	-2.620955	-2.620955	1.65	2.40
NUM502	5.9915	1133.911	1	-2.627817	-2.627817	1.65	2.40
NUM503	5.9915	1112.928	1	-2.597834	-2.597834	1.65	2.40
NUM504	5.9915	1114.54	1	-2.600545	-2.600545	1.65	2.40
NUM505	5.9915	1083.854	1	-2.585042	-2.585042	1.65	2.39
NUM506	5.9915	1084.238	1	-2.588221	-2.588221	1.65	2.39
NUM507	5.9915	0.853423	0	-0.095502	0	1.65	1.65
NUM508	5.9915	0.828978	0	-0.121583	0	1.65	1.65
NUM509	5.9915	1.081088	0	0.193923	0	1.65	1.65
NUM510	5.9915	1.075533	0	0.192867	0	1.65	1.65
NUM511	5.9915	0.921532	0	0.195568	0	1.65	1.65
NUM512	5.9915	0.750546	0	0.184569	0	1.65	1.65
NUM513	5.9915	0.687595	0	0.188225	0	1.65	1.65
NUM514	5.9915	0.47099	0	0.151975	0	1.65	1.65
NUM515	5.9915	0.292459	0	0.114029	0	1.65	1.65
NUM516	5.9915	0.253472	0	0.103187	0	1.65	1.65
NUM517	5.9915	0.226442	0	0.090024	0	1.65	1.65
NUM518	5.9915	0.110381	0	0.060044	0	1.65	1.65
NUM519	5.9915	0.149986	0	0.089801	0	1.65	1.65
NUM520	5.9915	0.42545	0	0.144844	0	1.65	1.65
NUM521	5.9915	0.469946	0	0.155891	0	1.65	1.65
NUM522	5.9915	0.341093	0	0.119633	0	1.65	1.65
NUM523	5.9915	0.341044	0	0.128061	0	1.65	1.65
NUM524	5.9915	0.283786	0	0.129048	0	1.65	1.65
NUM525	5.9915	0.106713	0	0.042721	0	1.65	1.65
NUM526	5.9915	0.074423	0	-0.002964	0	1.65	1.65
NUM527	5.9915	0.024301	0	-0.013318	0	1.65	1.65
NUM528	5.9915	0.050369	0	0.026528	0	1.65	1.65
NUM529	5.9915	3.358577	0	0.3317	0	1.65	1.65
NUM530	5.9915	3.50576	0	0.343231	0	1.65	1.65
NUM531	5.9915	3.425046	0	0.339127	0	1.65	1.65
NUM532	5.9915	2.553289	0	0.315655	0	1.65	1.65
NUM533	5.9915	2.589363	0	0.30218	0	1.65	1.65
NUM534	5.9915	2.289804	0	0.285775	0	1.65	1.65
NUM535	5.9915	2.392902	0	0.288104	0	1.65	1.65
NUM536	5.9915	2.932255	0	0.331393	0	1.65	1.65
NUM537	5.9915	2.722269	0	0.310808	0	1.65	1.65
NUM538	5.9915	4.104485	0	0.409429	0	1.65	1.65
NUM539	5.9915	4.136173	0	0.391359	0	1.65	1.65
NUM540	5.9915	4.909565	0	0.407152	0	1.65	1.65
NUM541	5.9915	4.245429	0	0.414795	0	1.65	1.65
NUM542	5.9915	17.94825	1	0.742433	0.742433	1.65	1.44
NUM543	5.9915	17.37106	1	0.715291	0.715291	1.65	1.44
NUM544	5.9915	19.38481	1	0.737598	0.737598	1.65	1.44
NUM545	5.9915	21.51233	1	0.7923	0.7923	1.65	1.42
NUM546	5.9915	22.5889	1	0.801087	0.801087	1.65	1.42

Data	Chi-Square	Jarque-Bera	Normality	Skewness	Dummy for Skewness	α	Cornis Fisher Expansion (α')
NUM547	5.9915	19.67291	1	0.756934	0.756934	1.65	1.43
NUM548	5.9915	19.44371	1	0.754161	0.754161	1.65	1.43
NUM549	5.9915	18.53546	1	0.747077	0.747077	1.65	1.44
NUM550	5.9915	22.37834	1	0.780215	0.780215	1.65	1.43
NUM551	5.9915	22.45797	1	0.77928	0.77928	1.65	1.43
NUM552	5.9915	25.91184	1	0.827833	0.827833	1.65	1.41
NUM553	5.9915	23.67519	1	0.778614	0.778614	1.65	1.43
NUM554	5.9915	26.39285	1	0.796573	0.796573	1.65	1.42
NUM555	5.9915	24.68177	1	0.759118	0.759118	1.65	1.43
NUM556	5.9915	22.38542	1	0.721937	0.721937	1.65	1.44
NUM557	5.9915	22.40276	1	0.739448	0.739448	1.65	1.44
NUM558	5.9915	22.29525	1	0.736934	0.736934	1.65	1.44
NUM559	5.9915	21.20451	1	0.730826	0.730826	1.65	1.44
NUM560	5.9915	20.61424	1	0.724849	0.724849	1.65	1.44
NUM561	5.9915	19.41415	1	0.706045	0.706045	1.65	1.45
NUM562	5.9915	19.43405	1	0.707306	0.707306	1.65	1.45
NUM563	5.9915	16.85771	1	0.700819	0.700819	1.65	1.45
NUM564	5.9915	20.1709	1	0.696218	0.696218	1.65	1.45
NUM565	5.9915	20.5523	1	0.6865	0.6865	1.65	1.45
NUM566	5.9915	21.90138	1	0.715665	0.715665	1.65	1.44
NUM567	5.9915	22.12604	1	0.697217	0.697217	1.65	1.45
NUM568	5.9915	23.11727	1	0.718539	0.718539	1.65	1.44
NUM569	5.9915	22.02573	1	0.689501	0.689501	1.65	1.45
NUM570	5.9915	19.35159	1	0.650934	0.650934	1.65	1.46
NUM571	5.9915	19.07802	1	0.63029	0.63029	1.65	1.47
NUM572	5.9915	22.32827	1	0.676656	0.676656	1.65	1.46
NUM573	5.9915	19.8468	1	0.655966	0.655966	1.65	1.46
NUM574	5.9915	19.3283	1	0.654087	0.654087	1.65	1.46
NUM575	5.9915	17.02517	1	0.625523	0.625523	1.65	1.47
NUM576	5.9915	15.42647	1	0.602093	0.602093	1.65	1.48
NUM577	5.9915	13.10952	1	0.561553	0.561553	1.65	1.49
NUM578	5.9915	11.54548	1	0.534109	0.534109	1.65	1.50
NUM579	5.9915	11.64803	1	0.531398	0.531398	1.65	1.50
NUM580	5.9915	9.528717	1	0.488328	0.488328	1.65	1.51
NUM581	5.9915	9.182552	1	0.471378	0.471378	1.65	1.51
NUM582	5.9915	9.438903	1	0.485634	0.485634	1.65	1.51
NUM583	5.9915	10.43828	1	0.490103	0.490103	1.65	1.51
NUM584	5.9915	10.43591	1	0.490808	0.490808	1.65	1.51
NUM585	5.9915	9.103732	1	0.458543	0.458543	1.65	1.52
NUM586	5.9915	9.10338	1	0.474325	0.474325	1.65	1.51
NUM587	5.9915	9.247784	1	0.47888	0.47888	1.65	1.51
NUM588	5.9915	8.795529	1	0.481984	0.481984	1.65	1.51
NUM589	5.9915	7.418984	1	0.446809	0.446809	1.65	1.52
NUM590	5.9915	7.554016	1	0.454839	0.454839	1.65	1.52
NUM591	5.9915	7.998672	1	0.470774	0.470774	1.65	1.51
NUM592	5.9915	8.867816	1	0.508905	0.508905	1.65	1.50
NUM593	5.9915	8.261718	1	0.497697	0.497697	1.65	1.51
NUM594	5.9915	8.001439	1	0.475652	0.475652	1.65	1.51
NUM595	5.9915	7.996392	1	0.476662	0.476662	1.65	1.51
NUM596	5.9915	8.409318	1	0.472755	0.472755	1.65	1.51
NUM597	5.9915	8.311962	1	0.451251	0.451251	1.65	1.52
NUM598	5.9915	8.967212	1	0.473148	0.473148	1.65	1.51
NUM599	5.9915	8.69463	1	0.447612	0.447612	1.65	1.52
NUM600	5.9915	8.598849	1	0.441163	0.441163	1.65	1.52
NUM601	5.9915	8.448712	1	0.429751	0.429751	1.65	1.53
NUM602	5.9915	7.174481	1	0.394515	0.394515	1.65	1.54

Data	Chi-Square	Jarque-Bera	Normality	Skewness	Dummy for Skewness	α	Cornis Fisher Expansion (α')
NUM603	5.9915	7.984787	1	0.40008	0.40008	1.65	1.54
NUM604	5.9915	6.432444	1	0.360235	0.360235	1.65	1.55
NUM605	5.9915	6.490573	1	0.361184	0.361184	1.65	1.55
NUM606	5.9915	6.282937	1	0.369282	0.369282	1.65	1.54
NUM607	5.9915	5.655504	0	0.341197	0	1.65	1.65
NUM608	5.9915	5.671498	0	0.368999	0	1.65	1.65
NUM609	5.9915	4.880552	0	0.334121	0	1.65	1.65
NUM610	5.9915	4.561375	0	0.312171	0	1.65	1.65
NUM611	5.9915	4.361428	0	0.302053	0	1.65	1.65
NUM612	5.9915	4.267726	0	0.304491	0	1.65	1.65
NUM613	5.9915	4.42606	0	0.300727	0	1.65	1.65
NUM614	5.9915	4.260771	0	0.294383	0	1.65	1.65
NUM615	5.9915	4.51468	0	0.323153	0	1.65	1.65
NUM616	5.9915	3.673952	0	0.308769	0	1.65	1.65
NUM617	5.9915	3.791482	0	0.3208	0	1.65	1.65
NUM618	5.9915	3.270418	0	0.338703	0	1.65	1.65
NUM619	5.9915	3.348346	0	0.350322	0	1.65	1.65
NUM620	5.9915	3.004341	0	0.351393	0	1.65	1.65
NUM621	5.9915	3.42257	0	0.359565	0	1.65	1.65
NUM622	5.9915	4.019193	0	0.378887	0	1.65	1.65
NUM623	5.9915	4.222451	0	0.397464	0	1.65	1.65
NUM624	5.9915	4.315829	0	0.404551	0	1.65	1.65
NUM625	5.9915	5.348936	0	0.453523	0	1.65	1.65
NUM626	5.9915	6.092426	1	0.490628	0.490628	1.65	1.51
NUM627	5.9915	5.853179	0	0.490487	0	1.65	1.65
NUM628	5.9915	5.955979	0	0.483096	0	1.65	1.65
NUM629	5.9915	3.829117	0	0.366819	0	1.65	1.65
NUM630	5.9915	3.727779	0	0.355075	0	1.65	1.65
NUM631	5.9915	3.397093	0	0.340026	0	1.65	1.65
NUM632	5.9915	3.898218	0	0.341042	0	1.65	1.65
NUM633	5.9915	3.942114	0	0.342417	0	1.65	1.65
NUM634	5.9915	4.323083	0	0.36564	0	1.65	1.65
NUM635	5.9915	3.886661	0	0.349076	0	1.65	1.65
NUM636	5.9915	4.349846	0	0.343356	0	1.65	1.65
NUM637	5.9915	4.944613	0	0.377123	0	1.65	1.65
NUM638	5.9915	4.89898	0	0.372037	0	1.65	1.65
NUM639	5.9915	4.891997	0	0.371668	0	1.65	1.65
NUM640	5.9915	4.88484	0	0.379131	0	1.65	1.65
NUM641	5.9915	5.432908	0	0.38863	0	1.65	1.65
NUM642	5.9915	1.157748	0	-0.065994	0	1.65	1.65
NUM643	5.9915	1.129891	0	-0.063212	0	1.65	1.65
NUM644	5.9915	1.115541	0	-0.039342	0	1.65	1.65
NUM645	5.9915	0.918829	0	-0.035815	0	1.65	1.65
NUM646	5.9915	0.821347	0	-0.025894	0	1.65	1.65
NUM647	5.9915	0.710048	0	-0.025875	0	1.65	1.65
NUM648	5.9915	0.810016	0	0.00932	0	1.65	1.65
NUM649	5.9915	0.687825	0	0.008337	0	1.65	1.65
NUM650	5.9915	0.691315	0	0.015725	0	1.65	1.65
NUM651	5.9915	0.512905	0	0.010485	0	1.65	1.65
NUM652	5.9915	0.413485	0	-0.00853	0	1.65	1.65
NUM653	5.9915	0.3935	0	0.009243	0	1.65	1.65
NUM654	5.9915	0.371633	0	0.012869	0	1.65	1.65
NUM655	5.9915	0.297856	0	0.028367	0	1.65	1.65
NUM656	5.9915	0.326781	0	0.067619	0	1.65	1.65
NUM657	5.9915	0.249755	0	0.059454	0	1.65	1.65
NUM658	5.9915	0.355588	0	0.080926	0	1.65	1.65

Data	Chi-Square	Jarque-Bera	Normality	Skewness	Dummy for Skewness	α	Cornis Fisher Expansion (α')
NUM659	5.9915	0.25275	0	0.03864	0	1.65	1.65
NUM660	5.9915	0.198547	0	0.046947	0	1.65	1.65
NUM661	5.9915	0.182384	0	0.064968	0	1.65	1.65
NUM662	5.9915	0.293531	0	0.061666	0	1.65	1.65
NUM663	5.9915	0.165079	0	-0.080404	0	1.65	1.65
NUM664	5.9915	0.133685	0	-0.055115	0	1.65	1.65
NUM665	5.9915	0.167849	0	-0.066501	0	1.65	1.65
NUM666	5.9915	0.184292	0	-0.057352	0	1.65	1.65
NUM667	5.9915	0.222164	0	-0.025295	0	1.65	1.65
NUM668	5.9915	0.319396	0	-0.04963	0	1.65	1.65
NUM669	5.9915	0.316073	0	-0.012361	0	1.65	1.65
NUM670	5.9915	0.328105	0	-0.024634	0	1.65	1.65
NUM671	5.9915	0.474816	0	-0.02577	0	1.65	1.65
NUM672	5.9915	0.655155	0	-0.052784	0	1.65	1.65
NUM673	5.9915	0.625884	0	-0.075871	0	1.65	1.65
NUM674	5.9915	0.587061	0	-0.079043	0	1.65	1.65
NUM675	5.9915	0.394931	0	-0.053477	0	1.65	1.65
NUM676	5.9915	0.419785	0	-0.073522	0	1.65	1.65
NUM677	5.9915	0.2498	0	-0.051814	0	1.65	1.65
NUM678	5.9915	0.127189	0	-0.047296	0	1.65	1.65
NUM679	5.9915	0.039746	0	-0.031068	0	1.65	1.65
NUM680	5.9915	0.036841	0	-0.046985	0	1.65	1.65
NUM681	5.9915	0.005417	0	-0.01687	0	1.65	1.65
NUM682	5.9915	0.006385	0	-0.006681	0	1.65	1.65
NUM683	5.9915	0.015119	0	0.005592	0	1.65	1.65
NUM684	5.9915	0.094672	0	-0.069647	0	1.65	1.65
NUM685	5.9915	0.056225	0	-0.057943	0	1.65	1.65
NUM686	5.9915	0.132276	0	-0.088419	0	1.65	1.65
NUM687	5.9915	0.153208	0	-0.095871	0	1.65	1.65
NUM688	5.9915	0.272539	0	-0.124279	0	1.65	1.65
NUM689	5.9915	0.291693	0	-0.112829	0	1.65	1.65
NUM690	5.9915	0.238403	0	-0.102082	0	1.65	1.65
NUM691	5.9915	0.153091	0	-0.082236	0	1.65	1.65
NUM692	5.9915	0.294607	0	-0.121025	0	1.65	1.65
NUM693	5.9915	0.338207	0	-0.11381	0	1.65	1.65
NUM694	5.9915	0.338344	0	-0.114654	0	1.65	1.65
NUM695	5.9915	0.351026	0	-0.116677	0	1.65	1.65
NUM696	5.9915	0.304248	0	-0.108932	0	1.65	1.65
NUM697	5.9915	0.131684	0	-0.078595	0	1.65	1.65
NUM698	5.9915	0.1498	0	-0.085577	0	1.65	1.65
NUM699	5.9915	0.119797	0	-0.08466	0	1.65	1.65
NUM700	5.9915	0.140185	0	-0.091711	0	1.65	1.65
NUM701	5.9915	0.122548	0	-0.085737	0	1.65	1.65
NUM702	5.9915	0.14559	0	-0.092135	0	1.65	1.65
NUM703	5.9915	0.24015	0	-0.120037	0	1.65	1.65
NUM704	5.9915	0.377932	0	-0.148813	0	1.65	1.65
NUM705	5.9915	0.387959	0	-0.145941	0	1.65	1.65
NUM706	5.9915	0.576533	0	-0.182327	0	1.65	1.65
NUM707	5.9915	0.518839	0	-0.165947	0	1.65	1.65
NUM708	5.9915	0.579269	0	-0.169925	0	1.65	1.65
NUM709	5.9915	0.597359	0	-0.171666	0	1.65	1.65
NUM710	5.9915	0.499806	0	-0.164228	0	1.65	1.65
NUM711	5.9915	0.42036	0	-0.156301	0	1.65	1.65
NUM712	5.9915	0.467062	0	-0.163166	0	1.65	1.65
NUM713	5.9915	0.601585	0	-0.189355	0	1.65	1.65
NUM714	5.9915	0.526365	0	-0.175057	0	1.65	1.65

Data	Chi-Square	Jarque-Bera	Normality	Skewness	Dummy for Skewness	α	Cornis Fisher Expansion (α')
NUM715	5.9915	0.678888	0	-0.197204	0	1.65	1.65
NUM716	5.9915	0.934139	0	-0.217359	0	1.65	1.65
NUM717	5.9915	0.859829	0	-0.190169	0	1.65	1.65
NUM718	5.9915	1.866591	0	-0.333968	0	1.65	1.65
NUM719	5.9915	1.792074	0	-0.327703	0	1.65	1.65
NUM720	5.9915	2.532422	0	-0.389298	0	1.65	1.65
NUM721	5.9915	2.739907	0	-0.405222	0	1.65	1.65
NUM722	5.9915	2.413724	0	-0.380158	0	1.65	1.65
NUM723	5.9915	2.774014	0	-0.407049	0	1.65	1.65
NUM724	5.9915	2.53956	0	-0.387153	0	1.65	1.65
NUM725	5.9915	2.618666	0	-0.39502	0	1.65	1.65
NUM726	5.9915	2.801486	0	-0.409778	0	1.65	1.65
NUM727	5.9915	3.320507	0	-0.44531	0	1.65	1.65
NUM728	5.9915	3.111668	0	-0.429088	0	1.65	1.65
NUM729	5.9915	2.715627	0	-0.403559	0	1.65	1.65
NUM730	5.9915	2.463114	0	-0.378847	0	1.65	1.65
NUM731	5.9915	2.390114	0	-0.37521	0	1.65	1.65
NUM732	5.9915	2.407087	0	-0.378213	0	1.65	1.65
NUM733	5.9915	2.186575	0	-0.361524	0	1.65	1.65
NUM734	5.9915	2.443536	0	-0.381828	0	1.65	1.65
NUM735	5.9915	2.538166	0	-0.389591	0	1.65	1.65
NUM736	5.9915	2.597285	0	-0.394549	0	1.65	1.65
NUM737	5.9915	2.80212	0	-0.408173	0	1.65	1.65
NUM738	5.9915	2.837854	0	-0.410839	0	1.65	1.65
NUM739	5.9915	2.753365	0	-0.404375	0	1.65	1.65
NUM740	5.9915	2.907651	0	-0.414784	0	1.65	1.65
NUM741	5.9915	3.201616	0	-0.430943	0	1.65	1.65
NUM742	5.9915	3.253416	0	-0.427689	0	1.65	1.65
NUM743	5.9915	2.832708	0	-0.39798	0	1.65	1.65
NUM744	5.9915	2.929324	0	-0.403904	0	1.65	1.65
NUM745	5.9915	3.137261	0	-0.416064	0	1.65	1.65
NUM746	5.9915	2.689955	0	-0.385573	0	1.65	1.65
NUM747	5.9915	2.496705	0	-0.364379	0	1.65	1.65
NUM748	5.9915	3.229096	0	-0.399368	0	1.65	1.65
NUM749	5.9915	3.699316	0	-0.43255	0	1.65	1.65
NUM750	5.9915	3.833465	0	-0.442388	0	1.65	1.65
NUM751	5.9915	4.015177	0	-0.453828	0	1.65	1.65
NUM752	5.9915	3.828441	0	-0.453854	0	1.65	1.65
NUM753	5.9915	3.683439	0	-0.437832	0	1.65	1.65
NUM754	5.9915	3.462265	0	-0.419414	0	1.65	1.65
NUM755	5.9915	2.594725	0	-0.368187	0	1.65	1.65
NUM756	5.9915	2.937031	0	-0.386628	0	1.65	1.65
NUM757	5.9915	2.827752	0	-0.380763	0	1.65	1.65
NUM758	5.9915	2.64848	0	-0.375517	0	1.65	1.65
NUM759	5.9915	2.968108	0	-0.372662	0	1.65	1.65
NUM760	5.9915	2.696556	0	-0.364855	0	1.65	1.65
NUM761	5.9915	2.498818	0	-0.363779	0	1.65	1.65
NUM762	5.9915	2.883746	0	-0.368376	0	1.65	1.65
NUM763	5.9915	0.800497	0	-0.204962	0	1.65	1.65
NUM764	5.9915	0.981418	0	-0.220717	0	1.65	1.65
NUM765	5.9915	0.648771	0	-0.185418	0	1.65	1.65
NUM766	5.9915	0.958615	0	-0.220706	0	1.65	1.65
NUM767	5.9915	0.809559	0	-0.084056	0	1.65	1.65
NUM768	5.9915	0.885702	0	-0.055844	0	1.65	1.65
NUM769	5.9915	1.2604	0	-0.07597	0	1.65	1.65
NUM770	5.9915	1.387475	0	-0.060034	0	1.65	1.65

Data	Chi-Square	Jarque-Bera	Normality	Skewness	Dummy for Skewness	α	Cornis Fisher Expansion (α')
NUM771	5.9915	1.970937	0	-0.051554	0	1.65	1.65
NUM772	5.9915	1.952213	0	0.027765	0	1.65	1.65
NUM773	5.9915	2.538944	0	0.036701	0	1.65	1.65
NUM774	5.9915	2.846758	0	0.006182	0	1.65	1.65
NUM775	5.9915	3.045655	0	-0.012596	0	1.65	1.65
NUM776	5.9915	4.052044	0	-0.009334	0	1.65	1.65
NUM777	5.9915	3.44028	0	-0.00663	0	1.65	1.65
NUM778	5.9915	3.284611	0	-0.040084	0	1.65	1.65
NUM779	5.9915	3.249188	0	-0.031549	0	1.65	1.65
NUM780	5.9915	3.197795	0	-0.01058	0	1.65	1.65
NUM781	5.9915	3.477023	0	-0.046689	0	1.65	1.65
NUM782	5.9915	4.042322	0	-0.074881	0	1.65	1.65
NUM783	5.9915	4.456221	0	-0.082808	0	1.65	1.65
NUM784	5.9915	2.32427	0	0.19573	0	1.65	1.65
NUM785	5.9915	2.341747	0	0.209181	0	1.65	1.65
NUM786	5.9915	2.493574	0	0.239375	0	1.65	1.65
NUM787	5.9915	2.853099	0	0.276958	0	1.65	1.65
NUM788	5.9915	2.363603	0	0.258045	0	1.65	1.65
NUM789	5.9915	1.625118	0	0.117517	0	1.65	1.65
NUM790	5.9915	1.456737	0	0.118721	0	1.65	1.65
NUM791	5.9915	1.063844	0	0.049024	0	1.65	1.65
NUM792	5.9915	4.410375	0	0.277577	0	1.65	1.65
NUM793	5.9915	3.889855	0	0.289285	0	1.65	1.65
NUM794	5.9915	4.253646	0	0.310201	0	1.65	1.65
NUM795	5.9915	4.242382	0	0.311408	0	1.65	1.65
NUM796	5.9915	4.137768	0	0.312758	0	1.65	1.65
NUM797	5.9915	4.398455	0	0.298096	0	1.65	1.65
NUM798	5.9915	4.281973	0	0.08595	0	1.65	1.65
NUM799	5.9915	4.290772	0	0.128812	0	1.65	1.65
NUM800	5.9915	3.689664	0	0.151603	0	1.65	1.65
NUM801	5.9915	2.77718	0	0.14655	0	1.65	1.65
NUM802	5.9915	2.498685	0	0.14393	0	1.65	1.65
NUM803	5.9915	10.74638	1	0.452059	0.452059	1.65	1.52
NUM804	5.9915	10.17272	1	0.449195	0.449195	1.65	1.52
NUM805	5.9915	8.52701	1	0.444815	0.444815	1.65	1.52
NUM806	5.9915	8.522696	1	0.455866	0.455866	1.65	1.52
NUM807	5.9915	8.595075	1	0.459319	0.459319	1.65	1.52
NUM808	5.9915	6.773112	1	0.421712	0.421712	1.65	1.53
NUM809	5.9915	7.900082	1	0.440922	0.440922	1.65	1.52
NUM810	5.9915	9.034109	1	0.474191	0.474191	1.65	1.51
NUM811	5.9915	10.93603	1	0.492658	0.492658	1.65	1.51
NUM812	5.9915	10.63044	1	0.477272	0.477272	1.65	1.51
NUM813	5.9915	12.71727	1	0.518074	0.518074	1.65	1.50
NUM814	5.9915	11.33865	1	0.496552	0.496552	1.65	1.51
NUM815	5.9915	10.74855	1	0.484902	0.484902	1.65	1.51
NUM816	5.9915	11.60829	1	0.516591	0.516591	1.65	1.50
NUM817	5.9915	11.50674	1	0.494441	0.494441	1.65	1.51
NUM818	5.9915	11.50702	1	0.474364	0.474364	1.65	1.51
NUM819	5.9915	11.27797	1	0.451743	0.451743	1.65	1.52
NUM820	5.9915	10.90925	1	0.419868	0.419868	1.65	1.53
NUM821	5.9915	11.16028	1	0.43753	0.43753	1.65	1.52
NUM822	5.9915	10.91122	1	0.421946	0.421946	1.65	1.53
NUM823	5.9915	12.77745	1	0.457498	0.457498	1.65	1.52
NUM824	5.9915	12.62724	1	0.432466	0.432466	1.65	1.53
NUM825	5.9915	12.736	1	0.427735	0.427735	1.65	1.53
NUM826	5.9915	11.09164	1	0.418496	0.418496	1.65	1.53

Data	Chi-Square	Jarque-Bera	Normality	Skewness	Dummy for Skewness	α	Cornis Fisher Expansion (α')
NUM827	5.9915	11.47713	1	0.433968	0.433968	1.65	1.53
NUM828	5.9915	11.04386	1	0.442774	0.442774	1.65	1.52
NUM829	5.9915	12.6254	1	0.451148	0.451148	1.65	1.52
NUM830	5.9915	14.65336	1	0.462886	0.462886	1.65	1.52
NUM831	5.9915	14.24895	1	0.456649	0.456649	1.65	1.52
NUM832	5.9915	15.23075	1	0.488849	0.488849	1.65	1.51
NUM833	5.9915	14.39221	1	0.469507	0.469507	1.65	1.52
NUM834	5.9915	15.49773	1	0.491854	0.491854	1.65	1.51
NUM835	5.9915	15.36382	1	0.480833	0.480833	1.65	1.51
NUM836	5.9915	16.67819	1	0.50291	0.50291	1.65	1.51
NUM837	5.9915	17.10687	1	0.509568	0.509568	1.65	1.50
NUM838	5.9915	17.53665	1	0.524519	0.524519	1.65	1.50
NUM839	5.9915	17.78012	1	0.532485	0.532485	1.65	1.50
NUM840	5.9915	17.79319	1	0.533146	0.533146	1.65	1.50
NUM841	5.9915	20.4905	1	0.546147	0.546147	1.65	1.49
NUM842	5.9915	19.22429	1	0.525217	0.525217	1.65	1.50
NUM843	5.9915	19.0867	1	0.527255	0.527255	1.65	1.50
NUM844	5.9915	16.73763	1	0.494497	0.494497	1.65	1.51
NUM845	5.9915	16.63338	1	0.505079	0.505079	1.65	1.51
NUM846	5.9915	16.46067	1	0.486968	0.486968	1.65	1.51
NUM847	5.9915	16.21655	1	0.475986	0.475986	1.65	1.51
NUM848	5.9915	15.34256	1	0.463562	0.463562	1.65	1.52
NUM849	5.9915	16.89305	1	0.49501	0.49501	1.65	1.51
NUM850	5.9915	17.14366	1	0.521277	0.521277	1.65	1.50
NUM851	5.9915	15.62603	1	0.524961	0.524961	1.65	1.50
NUM852	5.9915	18.47587	1	0.553442	0.553442	1.65	1.49
NUM853	5.9915	15.13565	1	0.524808	0.524808	1.65	1.50
NUM854	5.9915	15.20571	1	0.530218	0.530218	1.65	1.50
NUM855	5.9915	18.69531	1	0.535473	0.535473	1.65	1.50
NUM856	5.9915	18.80442	1	0.543282	0.543282	1.65	1.49
NUM857	5.9915	18.8259	1	0.541078	0.541078	1.65	1.49
NUM858	5.9915	19.80034	1	0.530116	0.530116	1.65	1.50
NUM859	5.9915	19.94931	1	0.533211	0.533211	1.65	1.50
NUM860	5.9915	23.57292	1	0.561188	0.561188	1.65	1.49
NUM861	5.9915	28.4153	1	0.599751	0.599751	1.65	1.48
NUM862	5.9915	28.35498	1	0.59624	0.59624	1.65	1.48
NUM863	5.9915	28.28252	1	0.590406	0.590406	1.65	1.48
NUM864	5.9915	27.64282	1	0.579027	0.579027	1.65	1.48
NUM865	5.9915	28.55103	1	0.575504	0.575504	1.65	1.48
NUM866	5.9915	29.40945	1	0.58463	0.58463	1.65	1.48
NUM867	5.9915	33.43035	1	0.488483	0.488483	1.65	1.51
NUM868	5.9915	33.32025	1	0.497504	0.497504	1.65	1.51
NUM869	5.9915	33.8028	1	0.513749	0.513749	1.65	1.50
NUM870	5.9915	35.13558	1	0.507859	0.507859	1.65	1.50
NUM871	5.9915	30.25856	1	0.481104	0.481104	1.65	1.51
NUM872	5.9915	33.01564	1	0.506305	0.506305	1.65	1.50
NUM873	5.9915	28.49839	1	0.495495	0.495495	1.65	1.51
NUM874	5.9915	23.8787	1	0.536958	0.536958	1.65	1.50
NUM875	5.9915	20.32831	1	0.516534	0.516534	1.65	1.50
NUM876	5.9915	16.76048	1	0.481243	0.481243	1.65	1.51
NUM877	5.9915	16.88506	1	0.481653	0.481653	1.65	1.51
NUM878	5.9915	15.08178	1	0.481151	0.481151	1.65	1.51
NUM879	5.9915	15.12825	1	0.491696	0.491696	1.65	1.51
NUM880	5.9915	15.13873	1	0.494384	0.494384	1.65	1.51
NUM881	5.9915	16.39079	1	0.524311	0.524311	1.65	1.50
NUM882	5.9915	16.74425	1	0.531218	0.531218	1.65	1.50

Data	Chi-Square	Jarque-Bera	Normality	Skewness	Dummy for Skewness	α	Cornis Fisher Expansion (α')
NUM883	5.9915	15.80771	1	0.508833	0.508833	1.65	1.50
NUM884	5.9915	15.23988	1	0.481963	0.481963	1.65	1.51
NUM885	5.9915	13.8643	1	0.452882	0.452882	1.65	1.52
NUM886	5.9915	11.93064	1	0.413907	0.413907	1.65	1.53
NUM887	5.9915	12.03672	1	0.405869	0.405869	1.65	1.53
NUM888	5.9915	12.01094	1	0.405686	0.405686	1.65	1.53
NUM889	5.9915	13.34151	1	0.436528	0.436528	1.65	1.52
NUM890	5.9915	13.3406	1	0.411011	0.411011	1.65	1.53
NUM891	5.9915	16.16531	1	0.455137	0.455137	1.65	1.52
NUM892	5.9915	15.36204	1	0.320872	0.320872	1.65	1.56
NUM893	5.9915	16.3001	1	0.327955	0.327955	1.65	1.56
NUM894	5.9915	15.97177	1	0.315603	0.315603	1.65	1.56
NUM895	5.9915	16.03294	1	0.313403	0.313403	1.65	1.56

LAMPIRAN 3

DATA OUTPUT EVIEWS

Output Eviews JAKAGRI

Data	Mean	Median	Maximum	Minimum	Std. Dev.	Skewness	Kurtosis	Jarque-Bera	Probability	Sum	Sum Sq. Dev.	Observations
NUM101	0.003629	0.002547	0.055484	-0.047756	0.017153	0.269	3.962198	5.06362	0.079515	0.362868	0.02913	100
NUM102	0.003615	0.002547	0.055484	-0.047756	0.01715	0.271327	3.966454	5.118779	0.077352	0.361539	0.029117	100
NUM103	0.00395	0.003077	0.055484	-0.047756	0.017346	0.242561	3.827691	3.835064	0.146969	0.395002	0.029788	100
NUM104	0.003863	0.003077	0.055484	-0.047756	0.017386	0.252434	3.800005	3.728751	0.154993	0.386317	0.029926	100
NUM105	0.003982	0.00374	0.055484	-0.047756	0.017406	0.232445	3.776912	3.415479	0.181275	0.398161	0.029994	100
NUM106	0.004	0.00374	0.055484	-0.047756	0.017414	0.229428	3.769554	3.344845	0.187792	0.400039	0.03002	100
NUM107	0.004174	0.00374	0.055484	-0.047756	0.017252	0.23422	3.860933	4.002679	0.135154	0.417358	0.029466	100
NUM108	0.004305	0.00374	0.055484	-0.047756	0.017195	0.218975	3.901029	4.181892	0.12357	0.430455	0.029271	100
NUM109	0.004297	0.00374	0.055484	-0.047756	0.017192	0.220261	3.903882	4.212762	0.121678	0.429682	0.029262	100
NUM110	0.003903	0.00374	0.055484	-0.047756	0.016645	0.141802	4.008328	4.571487	0.101698	0.390286	0.027427	100
NUM111	0.003979	0.00374	0.055484	-0.047756	0.016675	0.129599	3.978643	4.270522	0.118214	0.397919	0.027526	100
NUM112	0.003807	0.003439	0.055484	-0.047756	0.016761	0.14807	3.91377	3.844478	0.146279	0.380696	0.027811	100
NUM113	0.00391	0.00374	0.055484	-0.047756	0.016782	0.130453	3.890873	3.590524	0.166084	0.390973	0.027883	100
NUM114	0.003868	0.00374	0.055484	-0.047756	0.016785	0.134271	3.88866	3.590961	0.166048	0.388758	0.027893	100
NUM115	0.003799	0.003439	0.055484	-0.047756	0.016767	0.149601	3.908705	3.813609	0.148554	0.379889	0.027831	100
NUM116	0.003931	0.00374	0.055484	-0.047756	0.016747	0.128051	3.921997	3.815278	0.14843	0.39313	0.027765	100
NUM117	0.004252	0.004051	0.055484	-0.047756	0.016917	0.100787	3.805122	2.870225	0.238089	0.42515	0.028333	100
NUM118	0.004458	0.004051	0.055484	-0.047756	0.016748	0.095918	3.913447	3.629945	0.162842	0.445844	0.027769	100
NUM119	0.004757	0.004305	0.055484	-0.047756	0.01653	0.088777	4.045194	4.683153	0.096176	0.475691	0.02705	100
NUM120	0.004654	0.004051	0.055484	-0.047756	0.016545	0.106237	4.032942	4.633807	0.098578	0.465398	0.027101	100
NUM121	0.004233	0.004051	0.055484	-0.051257	0.017413	-0.166945	4.347702	8.032425	0.018021	0.423289	0.030018	100
NUM122	0.004608	0.004051	0.055484	-0.051257	0.01667	0.043171	4.209635	6.127799	0.046705	0.460765	0.027512	100
NUM123	0.004621	0.004051	0.055484	-0.051257	0.01668	0.041994	4.200882	6.038212	0.048845	0.462092	0.027544	100
NUM124	0.003941	0.00374	0.055484	-0.055506	0.01771	-0.247254	4.613557	11.8671	0.002649	0.394099	0.031052	100
NUM125	0.004081	0.00374	0.055484	-0.055506	0.017814	-0.252422	4.530856	10.82661	0.004457	0.408106	0.031417	100
NUM126	0.004176	0.00374	0.055484	-0.055506	0.017748	-0.263448	4.595888	11.76866	0.002783	0.417642	0.031186	100
NUM127	0.003602	0.003439	0.055484	-0.055506	0.018403	-0.339416	4.456984	10.76506	0.004596	0.360205	0.033529	100
NUM128	0.003361	0.003439	0.055484	-0.055506	0.018624	-0.326401	4.290888	8.71893	0.012785	0.33607	0.034338	100
NUM129	0.004001	0.00374	0.055484	-0.055506	0.018773	-0.314605	4.294332	8.630001	0.013367	0.400098	0.034889	100
NUM130	0.003877	0.003439	0.055484	-0.055506	0.018803	-0.295096	4.259979	8.066134	0.01772	0.387677	0.035	100
NUM131	0.003847	0.003439	0.055484	-0.055506	0.018819	-0.291033	4.244769	7.867719	0.019568	0.384746	0.035059	100
NUM132	0.004005	0.00374	0.055484	-0.055506	0.018769	-0.314715	4.297449	8.664811	0.013136	0.400502	0.034874	100
NUM133	0.003705	0.003439	0.055484	-0.055506	0.018734	-0.279112	4.304849	8.392694	0.01505	0.370514	0.034747	100
NUM134	0.002996	0.003149	0.055484	-0.056408	0.019642	-0.426016	4.38736	11.04469	0.003996	0.299622	0.038194	100
NUM135	0.002275	0.003149	0.055484	-0.071883	0.02102	-0.702998	4.88406	23.02711	0.00001	0.227492	0.043741	100
NUM136	0.002684	0.003149	0.070673	-0.071883	0.021938	-0.386877	5.081862	20.55351	0.000034	0.26841	0.047648	100
NUM137	0.002314	0.003149	0.070673	-0.071883	0.022321	-0.381739	4.83516	16.4613	0.000266	0.231391	0.049325	100
NUM138	0.002698	0.003439	0.070673	-0.071883	0.022421	-0.411802	4.790682	16.18695	0.000306	0.26976	0.049769	100
NUM139	0.002901	0.003439	0.070673	-0.071883	0.022616	-0.40215	4.680287	14.45942	0.000725	0.290139	0.050635	100
NUM140	0.003072	0.00374	0.070673	-0.071883	0.022664	-0.419355	4.654592	14.33795	0.00077	0.307234	0.050853	100
NUM141	0.0029	0.00374	0.070673	-0.071883	0.0225	-0.4274	4.748075	15.77688	0.000375	0.289967	0.050118	100

Data	Mean	Median	Maximum	Minimum	Std. Dev.	Skewness	Kurtosis	Jarque-Bera	Probability	Sum	Sum Sq. Dev.	Observations
NUM142	0.002508	0.003439	0.070673	-0.071883	0.022404	-0.396676	4.786466	15.92028	0.000349	0.250817	0.049692	100
NUM143	0.002262	0.003149	0.070673	-0.071883	0.022412	-0.366516	4.763492	15.19683	0.000501	0.226154	0.049725	100
NUM144	0.002451	0.003439	0.070673	-0.071883	0.022393	-0.391227	4.791428	15.9227	0.000349	0.245148	0.049644	100
NUM145	0.002433	0.003439	0.070673	-0.071883	0.022385	-0.389751	4.797145	15.98898	0.000337	0.243321	0.049606	100
NUM146	0.002273	0.003149	0.070673	-0.071883	0.022351	-0.371843	4.814436	16.02186	0.000332	0.227338	0.049455	100
NUM147	0.002586	0.003439	0.070673	-0.071883	0.022292	-0.408688	4.881739	17.5377	0.000156	0.258579	0.049196	100
NUM148	0.002335	0.003149	0.070673	-0.071883	0.022186	-0.390045	4.947873	18.34478	0.000104	0.233486	0.048729	100
NUM149	0.002379	0.003439	0.070673	-0.071883	0.022186	-0.396054	4.950573	18.46738	0.000098	0.237944	0.048732	100
NUM150	0.002172	0.003149	0.070673	-0.071883	0.022145	-0.373204	4.971477	18.51602	0.000095	0.217187	0.048548	100
NUM151	0.001876	0.002702	0.070673	-0.071883	0.0221	-0.342033	4.988668	18.42812	0.0001	0.187606	0.048353	100
NUM152	0.0021	0.003149	0.070673	-0.071883	0.02216	-0.364927	4.953019	18.11238	0.000117	0.210011	0.048614	100
NUM153	0.002292	0.003149	0.070673	-0.071883	0.021977	-0.375158	5.0963	20.65603	0.000033	0.229206	0.047816	100
NUM154	0.002207	0.003149	0.070673	-0.071883	0.021951	-0.366074	5.114074	20.85562	0.00003	0.220737	0.047703	100
NUM155	0.002074	0.003149	0.070673	-0.071883	0.02189	-0.355143	5.159325	21.52996	0.000021	0.207386	0.047437	100
NUM156	0.001847	0.002702	0.070673	-0.071883	0.021812	-0.333963	5.212858	22.26194	0.000015	0.184727	0.047102	100
NUM157	0.00179	0.002702	0.070673	-0.071883	0.021786	-0.32906	5.233862	22.59691	0.000012	0.179024	0.046987	100
NUM158	0.001438	0.002702	0.070673	-0.071883	0.021239	-0.437712	5.439859	27.997	0.000001	0.143815	0.044659	100
NUM159	0.001126	0.002305	0.070673	-0.071883	0.021116	-0.415675	5.525554	29.45653	0	0.112646	0.044144	100
NUM160	0.001116	0.002305	0.070673	-0.071883	0.02109	-0.425294	5.519522	29.46454	0	0.111634	0.044035	100
NUM161	0.001043	0.001614	0.070673	-0.071883	0.021087	-0.41511	5.517203	29.27324	0	0.104277	0.044021	100
NUM162	0.001019	0.001614	0.070673	-0.071883	0.021094	-0.411616	5.507674	29.02559	0	0.101905	0.044052	100
NUM163	0.000842	0.001144	0.070673	-0.071883	0.021017	-0.397053	5.570152	30.15119	0	0.084202	0.043729	100
NUM164	0.001142	0.001144	0.070673	-0.071883	0.020768	-0.41797	5.807252	35.74776	0	0.114212	0.0427	100
NUM165	0.001266	0.001144	0.070673	-0.071883	0.020728	-0.435977	5.861154	37.27711	0	0.126559	0.042535	100
NUM166	0.001457	0.001677	0.070673	-0.071883	0.020713	-0.462659	5.894341	38.47261	0	0.145717	0.042473	100
NUM167	0.00179	0.002305	0.070673	-0.071883	0.020952	-0.460133	5.710954	34.15069	0	0.179037	0.043458	100
NUM168	0.001785	0.002305	0.070673	-0.071883	0.020952	-0.459353	5.71017	34.121	0	0.178507	0.043459	100
NUM169	0.001739	0.001677	0.070673	-0.071883	0.020953	-0.45273	5.704913	33.90171	0	0.173936	0.043464	100
NUM170	0.001286	0.001144	0.070673	-0.071883	0.020699	-0.450282	5.874488	37.80708	0	0.128558	0.042415	100
NUM171	0.001405	0.001677	0.070673	-0.071883	0.0207	-0.467141	5.883783	38.28786	0	0.140525	0.04242	100
NUM172	0.001622	0.002305	0.070673	-0.071883	0.02066	-0.497565	5.947337	40.32116	0	0.162212	0.042257	100
NUM173	0.001723	0.002305	0.070673	-0.071883	0.020696	-0.507467	5.917212	39.75091	0	0.172272	0.042404	100
NUM174	0.001803	0.002305	0.070673	-0.071883	0.020724	-0.515493	5.893994	39.32555	0	0.18029	0.042519	100
NUM175	0.001735	0.002305	0.070673	-0.071883	0.02066	-0.519217	5.949418	40.73922	0	0.173477	0.042256	100
NUM176	0.001834	0.00264	0.070673	-0.071883	0.020641	-0.534369	5.981336	41.794	0	0.183411	0.042178	100
NUM177	0.001584	0.002305	0.070673	-0.071883	0.020739	-0.500589	5.853857	38.11191	0	0.158396	0.042579	100
NUM178	0.001159	0.001677	0.070673	-0.071883	0.020956	-0.4615	5.629559	32.36045	0	0.115906	0.043477	100
NUM179	0.001509	0.001677	0.070673	-0.071883	0.021268	-0.440534	5.42042	27.64464	0.000001	0.150932	0.044783	100
NUM180	0.001229	0.001144	0.070673	-0.071883	0.021205	-0.412411	5.456987	27.98799	0.000001	0.122885	0.044515	100
NUM181	0.001553	0.001144	0.070673	-0.071883	0.021544	-0.380715	5.247114	23.4554	0.000008	0.155273	0.045952	100
NUM182	0.001834	0.001144	0.070673	-0.071883	0.022034	-0.27551	5.105923	19.7439	0.000052	0.183411	0.048063	100
NUM183	0.002455	0.001677	0.070673	-0.071883	0.022307	-0.277752	4.994998	17.86917	0.000132	0.245493	0.049264	100
NUM184	0.002535	0.001939	0.070673	-0.071883	0.02229	-0.288679	5.014551	18.29899	0.000106	0.253545	0.049187	100

Data	Mean	Median	Maximum	Minimum	Std. Dev.	Skewness	Kurtosis	Jarque-Bera	Probability	Sum	Sum Sq. Dev.	Observations
NUM185	0.002418	0.001468	0.070673	-0.071883	0.022311	-0.272844	4.990333	17.74667	0.00014	0.241775	0.049279	100
NUM186	0.002726	0.001939	0.070673	-0.071883	0.022341	-0.306228	4.982235	17.93482	0.000127	0.272587	0.049411	100
NUM187	0.002672	0.001939	0.070673	-0.071883	0.022356	-0.299001	4.965834	17.59212	0.000151	0.267229	0.04948	100
NUM188	0.002664	0.001939	0.070673	-0.071883	0.022361	-0.298072	4.961176	17.50666	0.000158	0.266385	0.049502	100
NUM189	0.002758	0.002274	0.070673	-0.071883	0.022379	-0.309439	4.950881	17.45395	0.000162	0.275825	0.049581	100
NUM190	0.003283	0.002881	0.070673	-0.071883	0.022419	-0.34533	4.956439	17.93611	0.000127	0.328252	0.049757	100
NUM191	0.003512	0.003149	0.070673	-0.071883	0.022368	-0.374409	5.013354	19.22634	0.000067	0.351159	0.049533	100
NUM192	0.003643	0.003149	0.070673	-0.071883	0.022443	-0.382075	4.96083	18.45324	0.000098	0.364324	0.049867	100
NUM193	0.003606	0.002881	0.070673	-0.071883	0.022446	-0.376971	4.956291	18.3146	0.000105	0.360588	0.049877	100
NUM194	0.002934	0.002274	0.070673	-0.071883	0.022916	-0.373526	4.73368	14.84888	0.000596	0.293449	0.051988	100
NUM195	0.003093	0.002881	0.070673	-0.071883	0.022878	-0.394229	4.774508	15.7106	0.000388	0.309256	0.051817	100
NUM196	0.003214	0.003149	0.070673	-0.071883	0.022899	-0.408249	4.765885	15.77092	0.000376	0.321387	0.051912	100
NUM197	0.003372	0.004018	0.070673	-0.071883	0.022895	-0.428431	4.780418	16.26707	0.000294	0.337208	0.051896	100
NUM198	0.003301	0.004018	0.070673	-0.071883	0.022923	-0.418991	4.753237	15.73356	0.000383	0.330093	0.05202	100
NUM199	0.003395	0.004018	0.070673	-0.071883	0.022844	-0.427007	4.816248	16.78373	0.000227	0.339543	0.051661	100
NUM200	0.003569	0.004018	0.070673	-0.071883	0.022767	-0.448816	4.890439	18.24793	0.000109	0.356903	0.051314	100
NUM201	0.00359	0.004018	0.070673	-0.071883	0.022777	-0.450347	4.883526	18.16217	0.000114	0.359048	0.051362	100
NUM202	0.003646	0.004018	0.070673	-0.071883	0.022794	-0.455943	4.873708	18.093	0.000118	0.364588	0.051439	100
NUM203	0.003818	0.004018	0.070673	-0.071883	0.023062	-0.407993	4.780324	15.98078	0.000339	0.381753	0.052654	100
NUM204	0.003938	0.004179	0.070673	-0.071883	0.023029	-0.424005	4.8156	16.73135	0.000233	0.393796	0.052504	100
NUM205	0.003706	0.003516	0.070673	-0.071883	0.023057	-0.395141	4.777037	15.76003	0.000378	0.370552	0.052631	100
NUM206	0.003497	0.003149	0.070673	-0.071883	0.023076	-0.36907	4.748465	15.00826	0.000551	0.34972	0.052717	100
NUM207	0.003864	0.003516	0.070673	-0.071883	0.023258	-0.386156	4.652251	13.85999	0.000978	0.386369	0.053552	100
NUM208	0.004024	0.004179	0.070673	-0.071883	0.02331	-0.401352	4.623766	13.67064	0.001075	0.402449	0.053792	100
NUM209	0.003976	0.004179	0.070673	-0.071883	0.023302	-0.395626	4.626482	13.63134	0.001096	0.39758	0.053756	100
NUM210	0.003861	0.00331	0.070673	-0.071883	0.023312	-0.380721	4.611182	13.23209	0.001339	0.386119	0.053801	100
NUM211	0.003639	0.002881	0.070673	-0.071883	0.023318	-0.35388	4.59234	12.65195	0.001789	0.363873	0.05383	100
NUM212	0.003655	0.002881	0.070673	-0.071883	0.023307	-0.355477	4.601054	12.78679	0.001673	0.365465	0.05378	100
NUM213	0.003591	0.002881	0.070673	-0.071883	0.023292	-0.34848	4.609405	12.8164	0.001648	0.359083	0.053707	100
NUM214	0.003618	0.003049	0.070673	-0.071883	0.023289	-0.352094	4.612765	12.90373	0.001578	0.361819	0.053697	100
NUM215	0.003564	0.002986	0.070673	-0.071883	0.023297	-0.344943	4.603385	12.69495	0.001751	0.356429	0.053733	100
NUM216	0.003498	0.002496	0.070673	-0.071883	0.023294	-0.336621	4.602126	12.5836	0.001851	0.349825	0.053718	100
NUM217	0.003214	0.001952	0.070673	-0.071883	0.023153	-0.319353	4.683663	13.51111	0.001164	0.321413	0.05307	100
NUM218	0.002884	0.001952	0.070673	-0.071883	0.023418	-0.300473	4.508992	10.99247	0.004102	0.288384	0.05429	100
NUM219	0.002817	0.001562	0.070673	-0.071883	0.023414	-0.292045	4.508393	10.90172	0.004293	0.281664	0.054273	100
NUM220	0.002908	0.001952	0.070673	-0.071883	0.023409	-0.303773	4.516701	11.1229	0.003843	0.29077	0.054251	100
NUM221	0.003843	0.002496	0.070673	-0.071883	0.023089	-0.257453	4.58136	11.52429	0.003144	0.384284	0.052778	100
NUM222	0.004188	0.002986	0.070673	-0.071883	0.023134	-0.29169	4.567164	11.6514	0.002951	0.41876	0.052981	100
NUM223	0.004063	0.002986	0.070673	-0.071883	0.023095	-0.278835	4.590572	11.83715	0.002689	0.406306	0.052804	100
NUM224	0.004675	0.003415	0.070673	-0.071883	0.022297	-0.199006	4.780944	13.87573	0.00097	0.467485	0.04922	100
NUM225	0.004919	0.003415	0.070673	-0.071883	0.022643	-0.155299	4.63921	11.59784	0.003031	0.491923	0.05076	100
NUM226	0.005486	0.004179	0.070673	-0.071883	0.02314	-0.125593	4.458625	9.127837	0.010421	0.548553	0.05301	100
NUM227	0.006303	0.004765	0.070673	-0.071883	0.022771	-0.102273	4.54568	10.12902	0.006317	0.630283	0.051334	100

Data	Mean	Median	Maximum	Minimum	Std. Dev.	Skewness	Kurtosis	Jarque-Bera	Probability	Sum	Sum Sq. Dev.	Observations
NUM228	0.00664	0.004936	0.070673	-0.071883	0.022546	-0.122332	4.696214	12.23751	0.002201	0.663994	0.050324	100
NUM229	0.006826	0.004936	0.070673	-0.071883	0.022897	-0.054303	4.63983	11.25349	0.0036	0.682554	0.051903	100
NUM230	0.007114	0.005117	0.070673	-0.071883	0.022906	-0.087102	4.636869	11.29037	0.003535	0.711413	0.051943	100
NUM231	0.0072	0.005117	0.070673	-0.071883	0.022866	-0.096296	4.669023	11.76137	0.002793	0.719977	0.051762	100
NUM232	0.006551	0.004936	0.070673	-0.071883	0.023804	-0.221279	4.555916	10.90305	0.00429	0.655095	0.056098	100
NUM233	0.00694	0.005117	0.070673	-0.071883	0.023865	-0.256443	4.532279	10.87888	0.004342	0.694028	0.056385	100
NUM234	0.007246	0.005117	0.070673	-0.071883	0.023233	-0.140313	4.529123	10.0707	0.006504	0.724623	0.053436	100
NUM235	0.007533	0.005117	0.070673	-0.058978	0.022408	0.13642	3.900664	3.690154	0.158013	0.753338	0.049708	100
NUM236	0.005919	0.004936	0.058551	-0.090793	0.023598	-0.605451	5.528951	32.75782	0	0.591872	0.055128	100
NUM237	0.007122	0.005117	0.081648	-0.090793	0.024357	-0.332284	5.761578	33.61652	0	0.712178	0.058731	100
NUM238	0.006717	0.004936	0.081648	-0.090793	0.024351	-0.294064	5.745417	32.84672	0	0.67173	0.058704	100
NUM239	0.006664	0.004936	0.081648	-0.090793	0.024296	-0.296464	5.78503	33.78315	0	0.666445	0.058441	100
NUM240	0.006262	0.004765	0.081648	-0.090793	0.024441	-0.259525	5.650051	30.38411	0	0.626191	0.05914	100
NUM241	0.006339	0.004765	0.081648	-0.090793	0.024483	-0.264799	5.616857	29.70172	0	0.633898	0.059343	100
NUM242	0.006623	0.004936	0.081648	-0.090793	0.02444	-0.296506	5.667563	31.11481	0	0.662284	0.059132	100
NUM243	0.006647	0.004936	0.081648	-0.090793	0.024423	-0.298794	5.682641	31.47364	0	0.664725	0.059054	100
NUM244	0.006833	0.004936	0.081648	-0.090793	0.024517	-0.311256	5.611484	30.03071	0	0.683274	0.059508	100
NUM245	0.006895	0.004936	0.081648	-0.090793	0.024538	-0.31721	5.595974	29.75655	0	0.689505	0.05961	100
NUM246	0.006669	0.004936	0.081648	-0.090793	0.024715	-0.301506	5.449542	26.51616	0.000002	0.666866	0.060471	100
NUM247	0.00621	0.004765	0.081648	-0.090793	0.025002	-0.273517	5.238728	22.12979	0.000016	0.621045	0.061886	100
NUM248	0.006007	0.004765	0.081648	-0.090793	0.025142	-0.257412	5.128793	19.98669	0.000046	0.600731	0.062579	100
NUM249	0.005885	0.004179	0.081648	-0.090793	0.025177	-0.243217	5.095967	19.29041	0.000065	0.588511	0.062755	100
NUM250	0.005794	0.004179	0.081648	-0.090793	0.025229	-0.234381	5.053651	18.48843	0.000097	0.579355	0.063013	100
NUM251	0.006117	0.004852	0.081648	-0.090793	0.025239	-0.267338	5.059512	18.86446	0.00008	0.611661	0.063061	100
NUM252	0.006076	0.004852	0.081648	-0.090793	0.025221	-0.263985	5.071434	19.03996	0.000073	0.607616	0.062973	100
NUM253	0.006236	0.005117	0.081648	-0.090793	0.025175	-0.282399	5.114165	19.95288	0.000046	0.623604	0.062744	100
NUM254	0.006417	0.005321	0.081648	-0.090793	0.025229	-0.299372	5.080889	19.53581	0.000057	0.641719	0.063013	100
NUM255	0.006321	0.005117	0.081648	-0.090793	0.025251	-0.287897	5.059072	19.04715	0.000073	0.63214	0.063122	100
NUM256	0.006371	0.005117	0.081648	-0.090793	0.025239	-0.293923	5.070633	19.30452	0.000064	0.637135	0.063064	100
NUM257	0.006335	0.005117	0.081648	-0.090793	0.025238	-0.289664	5.070033	19.25274	0.000066	0.633519	0.063057	100
NUM258	0.006475	0.005117	0.081648	-0.090793	0.025337	-0.294269	5.006553	18.2193	0.000111	0.647547	0.063553	100
NUM259	0.006562	0.005117	0.081648	-0.090793	0.025308	-0.304366	5.032565	18.75781	0.000084	0.656189	0.063411	100
NUM260	0.00598	0.00435	0.081648	-0.090793	0.024861	-0.323846	5.230581	22.47915	0.000013	0.597953	0.061188	100
NUM261	0.005942	0.00435	0.081648	-0.090793	0.024875	-0.319376	5.216738	22.17472	0.000015	0.59417	0.06126	100
NUM262	0.006091	0.005117	0.081648	-0.090793	0.024843	-0.337413	5.250913	23.00832	0.00001	0.609129	0.061103	100
NUM263	0.006047	0.005117	0.081648	-0.090793	0.024856	-0.332026	5.238088	22.70835	0.000012	0.60474	0.061164	100
NUM264	0.006169	0.005344	0.081648	-0.090793	0.02485	-0.346691	5.249549	23.08854	0.00001	0.616906	0.061136	100
NUM265	0.006113	0.005344	0.081648	-0.090793	0.024869	-0.339858	5.230818	22.66067	0.000012	0.611265	0.06123	100
NUM266	0.006059	0.005117	0.081648	-0.090793	0.024868	-0.333405	5.228886	22.55236	0.000013	0.605878	0.061224	100
NUM267	0.005133	0.00448	0.081648	-0.090793	0.025565	-0.380675	5.04611	19.85925	0.000049	0.513339	0.064704	100
NUM268	0.005004	0.00448	0.081648	-0.090793	0.025622	-0.366154	4.995895	18.83279	0.000081	0.500359	0.064994	100
NUM269	0.005012	0.00448	0.081648	-0.090793	0.02562	-0.367233	4.997924	18.87975	0.000079	0.501248	0.064984	100
NUM270	0.004497	0.00448	0.081648	-0.090793	0.026424	-0.433703	4.781489	16.35873	0.00028	0.449693	0.069124	100

Data	Mean	Median	Maximum	Minimum	Std. Dev.	Skewness	Kurtosis	Jarque-Bera	Probability	Sum	Sum Sq. Dev.	Observations
NUM271	0.00381	0.003807	0.081648	-0.090793	0.027224	-0.462653	4.53726	13.414	0.001222	0.381042	0.073372	100
NUM272	0.003459	0.003415	0.081648	-0.090793	0.027388	-0.429574	4.421571	11.49583	0.003189	0.345858	0.074261	100
NUM273	0.003454	0.003415	0.081648	-0.090793	0.027386	-0.429234	4.422351	11.50021	0.003182	0.345413	0.074252	100
NUM274	0.003258	0.003079	0.081648	-0.090793	0.027388	-0.408523	4.409397	11.05819	0.00397	0.325815	0.07426	100
NUM275	0.003254	0.003079	0.081648	-0.090793	0.027386	-0.408282	4.410489	11.06773	0.003951	0.32539	0.074248	100
NUM276	0.003725	0.003415	0.081648	-0.090793	0.027781	-0.393979	4.271348	9.321685	0.009458	0.37255	0.076408	100
NUM277	0.003987	0.003807	0.081648	-0.090793	0.02769	-0.420875	4.339056	10.42339	0.005452	0.39871	0.075906	100
NUM278	0.004312	0.003807	0.081648	-0.090793	0.027472	-0.446653	4.473777	12.37506	0.002055	0.431176	0.074714	100
NUM279	0.003962	0.003415	0.081648	-0.090793	0.027267	-0.436415	4.563831	13.36417	0.001253	0.396212	0.073605	100
NUM280	0.003761	0.003415	0.081648	-0.090793	0.027429	-0.421864	4.462474	11.87794	0.002635	0.376069	0.074484	100
NUM281	0.002964	0.003079	0.081648	-0.090793	0.027529	-0.393149	4.381771	10.53149	0.005166	0.29645	0.075027	100
NUM282	0.001855	0.002803	0.081648	-0.090793	0.027716	-0.431553	4.308558	10.23865	0.00598	0.18549	0.07605	100
NUM283	0.000864	0.002563	0.081648	-0.090793	0.028005	-0.434009	4.206029	9.199833	0.010053	0.086416	0.077643	100
NUM284	0.001	0.002803	0.081648	-0.090793	0.028042	-0.445514	4.192986	9.238109	0.009862	0.10002	0.07785	100
NUM285	0.001546	0.003079	0.081648	-0.090793	0.028407	-0.442447	4.085136	8.168989	0.016832	0.154556	0.079888	100
NUM286	0.00124	0.002803	0.081648	-0.090793	0.028369	-0.41536	4.086626	7.795212	0.02029	0.12401	0.079677	100
NUM287	0.001135	0.002803	0.081648	-0.090793	0.028417	-0.404579	4.054835	7.364225	0.02517	0.113537	0.079944	100
NUM288	0.001594	0.003079	0.081648	-0.090793	0.028586	-0.428543	4.004736	7.267048	0.026423	0.159413	0.080901	100
NUM289	0.001724	0.003079	0.081648	-0.090793	0.028661	-0.434036	3.974804	7.099125	0.028737	0.172362	0.081326	100
NUM290	0.001444	0.002961	0.081648	-0.090793	0.02851	-0.422286	4.031592	7.406192	0.024647	0.144369	0.080467	100
NUM291	0.001406	0.002961	0.081648	-0.090793	0.028501	-0.418888	4.034327	7.382081	0.024946	0.140568	0.080417	100
NUM292	0.00133	0.002961	0.081648	-0.090793	0.028453	-0.416128	4.054125	7.515954	0.023331	0.132995	0.080149	100
NUM293	0.001193	0.002961	0.081648	-0.090793	0.028491	-0.401387	4.025747	7.069188	0.029171	0.119319	0.080359	100
NUM294	0.001664	0.002961	0.081648	-0.090793	0.028089	-0.421209	4.206405	9.021167	0.010992	0.166416	0.078108	100
NUM295	0.001487	0.002761	0.081648	-0.090793	0.02812	-0.402044	4.177821	8.474257	0.014449	0.148695	0.078283	100
NUM296	0.001411	0.002761	0.081648	-0.090793	0.028098	-0.395539	4.186016	8.468492	0.014491	0.141123	0.078163	100
NUM297	0.001414	0.002761	0.081648	-0.090793	0.028099	-0.395732	4.185684	8.467755	0.014496	0.141361	0.078167	100
NUM298	0.001107	0.002761	0.081648	-0.090793	0.028378	-0.381647	4.050182	7.022919	0.029853	0.110736	0.079728	100
NUM299	0.001068	0.002761	0.081648	-0.090793	0.028398	-0.377712	4.037621	6.86384	0.032325	0.106802	0.079838	100
NUM300	0.001189	0.002961	0.081648	-0.090793	0.028428	-0.388301	4.027352	6.910675	0.031577	0.118884	0.080009	100
NUM301	0.001156	0.002961	0.081648	-0.090793	0.028413	-0.386149	4.033708	6.937479	0.031156	0.115574	0.079924	100
NUM302	0.001204	0.002961	0.081648	-0.090793	0.028438	-0.388872	4.023215	6.882726	0.032021	0.12038	0.080064	100
NUM303	0.000605	0.002761	0.081648	-0.090793	0.028077	-0.386993	4.121977	7.741192	0.020846	0.060512	0.078044	100
NUM304	0.000688	0.002761	0.081648	-0.090793	0.028098	-0.394311	4.114419	7.76606	0.020588	0.068753	0.078161	100
NUM305	0.000774	0.002761	0.081648	-0.090793	0.028077	-0.403853	4.131771	8.055399	0.017815	0.077388	0.078041	100
NUM306	0.001036	0.002961	0.081648	-0.090793	0.028108	-0.428134	4.129819	8.373693	0.015194	0.103628	0.078217	100
NUM307	0.000675	0.002761	0.081648	-0.090793	0.02792	-0.413683	4.201605	8.868285	0.011865	0.06749	0.077171	100
NUM308	0.000573	0.002761	0.081648	-0.090793	0.027869	-0.407696	4.224166	9.01436	0.01103	0.057274	0.076891	100
NUM309	0.000523	0.002563	0.081648	-0.090793	0.027865	-0.402523	4.223625	8.938982	0.011453	0.052291	0.076869	100
NUM310	0.000612	0.002761	0.081648	-0.090793	0.027865	-0.412088	4.228637	9.120063	0.010462	0.061225	0.076872	100
NUM311	0.000817	0.002961	0.081648	-0.090793	0.027876	-0.432663	4.234613	9.471078	0.008778	0.081697	0.076933	100
NUM312	0.000909	0.002961	0.081648	-0.090793	0.027851	-0.442992	4.255628	9.839884	0.0073	0.090916	0.076792	100
NUM313	0.001065	0.002961	0.081648	-0.090793	0.027924	-0.45223	4.224432	9.655346	0.008005	0.106495	0.077194	100

Data	Mean	Median	Maximum	Minimum	Std. Dev.	Skewness	Kurtosis	Jarque-Bera	Probability	Sum	Sum Sq. Dev.	Observations
NUM314	0.001239	0.002961	0.081648	-0.090793	0.027991	-0.464308	4.197581	9.568872	0.008359	0.123944	0.077569	100
NUM315	0.001101	0.002961	0.081648	-0.090793	0.028044	-0.449306	4.158806	8.959737	0.011335	0.110135	0.077859	100
NUM316	0.001111	0.002961	0.081648	-0.090793	0.028044	-0.450288	4.159254	8.978777	0.011228	0.111059	0.077861	100
NUM317	0.000926	0.002961	0.081648	-0.090793	0.028108	-0.430576	4.111976	8.241982	0.016228	0.092639	0.078217	100
NUM318	0.001176	0.002961	0.081648	-0.090793	0.027923	-0.449844	4.218084	9.554864	0.008418	0.117645	0.077192	100
NUM319	0.001323	0.00347	0.081648	-0.090793	0.02796	-0.46256	4.206539	9.631597	0.008101	0.132298	0.077392	100
NUM320	0.001255	0.002961	0.081648	-0.090793	0.027956	-0.455518	4.204322	9.501578	0.008645	0.125544	0.077371	100
NUM321	0.000955	0.002961	0.081648	-0.090793	0.027671	-0.469425	4.310101	10.82418	0.004462	0.09553	0.075802	100
NUM322	0.000687	0.002761	0.081648	-0.090793	0.027573	-0.451166	4.34812	10.96514	0.004159	0.068675	0.075268	100
NUM323	0.000393	0.002563	0.081648	-0.090793	0.027683	-0.421358	4.267609	9.654172	0.00801	0.039256	0.075869	100
NUM324	0.00025	0.002422	0.081648	-0.090793	0.027692	-0.40582	4.253434	9.291067	0.009604	0.02499	0.07592	100
NUM325	-0.000483	0.002177	0.081648	-0.090793	0.02737	-0.402987	4.318151	9.94632	0.006921	-0.04828	0.074163	100
NUM326	-0.000915	0.002177	0.081648	-0.090793	0.026847	-0.459842	4.468097	12.5047	0.001926	-0.091486	0.071356	100
NUM327	-0.001264	0.001831	0.081648	-0.090793	0.026581	-0.462524	4.583998	14.01985	0.000903	-0.126362	0.06995	100
NUM328	-0.001186	0.001831	0.081648	-0.090793	0.026621	-0.466904	4.563847	13.82339	0.000996	-0.118603	0.070159	100
NUM329	-0.001902	0.001351	0.081648	-0.090793	0.025953	-0.545457	4.701335	17.0193	0.000202	-0.19023	0.066681	100
NUM330	-0.00207	0.001351	0.081648	-0.090793	0.02585	-0.540303	4.754614	17.69325	0.000144	-0.207017	0.066154	100
NUM331	-0.001615	0.001831	0.081648	-0.090793	0.026299	-0.501921	4.588827	14.71696	0.000637	-0.161517	0.06847	100
NUM332	-0.00099	0.002177	0.081648	-0.090793	0.025656	-0.50046	4.856299	18.53203	0.000095	-0.099039	0.065167	100
NUM333	-0.00136	0.001831	0.081648	-0.090793	0.025472	-0.485923	4.946561	19.72327	0.000052	-0.135968	0.064235	100
NUM334	-0.001153	0.001831	0.081648	-0.090793	0.025355	-0.508173	5.045789	21.74254	0.000019	-0.115302	0.063647	100
NUM335	-0.000783	0.001831	0.081648	-0.090793	0.025004	-0.52641	5.284354	26.36128	0.000002	-0.078341	0.061894	100
NUM336	0.000318	0.002177	0.081648	-0.061171	0.023371	-0.200397	4.70835	12.82956	0.001637	0.031775	0.054075	100
NUM337	-0.00016	0.002177	0.049978	-0.061171	0.022148	-0.637888	3.978239	10.76897	0.004587	-0.01603	0.048561	100
NUM338	-9.55E-05	0.002177	0.049978	-0.061171	0.022119	-0.647445	4.005184	11.19639	0.003705	-0.009552	0.048437	100
NUM339	-0.000466	0.001831	0.049978	-0.061171	0.021937	-0.636815	4.063544	11.47192	0.003228	-0.046594	0.047644	100
NUM340	-0.000633	0.001831	0.049978	-0.061171	0.022168	-0.638153	3.961437	10.63883	0.004896	-0.063267	0.048649	100
NUM341	-0.000834	0.001831	0.049978	-0.061171	0.022038	-0.634892	4.016897	11.0268	0.004032	-0.083428	0.048084	100
NUM342	-0.000879	0.001831	0.049978	-0.061171	0.022006	-0.634644	4.032117	11.15148	0.003789	-0.087914	0.047944	100
NUM343	-0.000471	0.002177	0.049978	-0.061171	0.022247	-0.634471	3.957759	10.53133	0.005166	-0.047054	0.048999	100
NUM344	-0.001006	0.001831	0.049978	-0.061171	0.022193	-0.602612	3.922121	9.595294	0.008249	-0.10056	0.048759	100
NUM345	-0.001105	0.001831	0.049978	-0.061171	0.022128	-0.600168	3.951745	9.777609	0.00753	-0.110546	0.048475	100
NUM346	-0.001334	0.001831	0.049978	-0.061171	0.022477	-0.614922	3.844123	9.271073	0.009701	-0.133386	0.050017	100
NUM347	-0.001077	0.001831	0.049978	-0.061171	0.02227	-0.64081	3.981786	10.86022	0.004383	-0.10772	0.049099	100
NUM348	-0.000966	0.001831	0.049978	-0.061171	0.022197	-0.655432	4.041054	11.67566	0.002915	-0.096642	0.048777	100
NUM349	-0.001224	0.001831	0.049978	-0.061171	0.02242	-0.631126	3.895579	9.980585	0.006804	-0.122399	0.049764	100
NUM350	-0.001179	0.001831	0.049978	-0.061171	0.022401	-0.637729	3.913403	10.25458	0.005933	-0.117881	0.049679	100
NUM351	-0.001289	0.001831	0.049978	-0.061171	0.022309	-0.64148	3.953199	10.64407	0.004883	-0.128877	0.04927	100
NUM352	-0.001455	0.001351	0.049978	-0.061171	0.022248	-0.628212	3.974343	10.53312	0.005161	-0.145472	0.049003	100
NUM353	-0.001682	0.000651	0.049978	-0.061171	0.022277	-0.598252	3.930148	9.569979	0.008354	-0.168187	0.04913	100
NUM354	-0.002089	3.43E-05	0.049978	-0.061171	0.022197	-0.567073	3.931325	8.973566	0.011257	-0.208857	0.048777	100
NUM355	-0.002226	3.43E-05	0.049978	-0.061171	0.022252	-0.547865	3.881142	8.237651	0.016264	-0.222594	0.04902	100
NUM356	-0.002754	-0.000357	0.049978	-0.061171	0.022747	-0.535735	3.695639	6.799832	0.033376	-0.27537	0.051226	100

Pengukuran risiko..., Yose Yamani, FE UI, 2010

Data	Mean	Median	Maximum	Minimum	Std. Dev.	Skewness	Kurtosis	Jarque-Bera	Probability	Sum	Sum Sq. Dev.	Observations
NUM357	-0.003822	-0.001086	0.049978	-0.101375	0.024776	-0.925163	5.015689	31.19462	0	-0.382221	0.06077	100
NUM358	-0.003678	-0.001086	0.049978	-0.101375	0.025021	-0.865434	4.95676	28.43672	0.000001	-0.36783	0.06198	100
NUM359	-0.003791	-0.001763	0.049978	-0.101375	0.025018	-0.852418	4.943694	27.85172	0.000001	-0.379104	0.061964	100
NUM360	-0.004085	-0.001763	0.049978	-0.101375	0.025189	-0.816032	4.790305	24.45343	0.000005	-0.408455	0.062816	100
NUM361	-0.004005	-0.001086	0.049978	-0.101375	0.025198	-0.824586	4.794394	24.7484	0.000004	-0.400462	0.062858	100
NUM362	-0.003663	-0.001086	0.049978	-0.101375	0.025594	-0.767799	4.654274	21.22784	0.000025	-0.36631	0.064848	100
NUM363	-0.003581	-0.000357	0.049978	-0.101375	0.025608	-0.775771	4.653608	21.42378	0.000022	-0.358063	0.064924	100
NUM364	-0.003997	-0.001086	0.049978	-0.101375	0.025707	-0.731713	4.544888	18.86788	0.00008	-0.399714	0.065424	100
NUM365	-0.003862	-0.000357	0.049978	-0.101375	0.025737	-0.743752	4.539605	19.09604	0.000071	-0.386237	0.065578	100
NUM366	-0.004153	-0.001086	0.049978	-0.101375	0.025812	-0.709301	4.458853	17.25284	0.000179	-0.41529	0.06596	100
NUM367	-0.00359	-0.001086	0.049978	-0.101375	0.0252	-0.722247	4.733011	21.20788	0.000025	-0.35895	0.062869	100
NUM368	-0.00378	-0.001086	0.049978	-0.101375	0.025341	-0.700941	4.62241	19.1562	0.000069	-0.378034	0.063573	100
NUM369	-0.004197	-0.001763	0.049978	-0.101375	0.025622	-0.66238	4.427548	15.80367	0.00037	-0.41973	0.064992	100
NUM370	-0.003639	-0.001763	0.049978	-0.101375	0.024968	-0.662631	4.689962	19.21788	0.000067	-0.363893	0.061716	100
NUM371	-0.003212	-0.001763	0.049978	-0.101375	0.024332	-0.637289	4.926323	22.23029	0.000015	-0.321241	0.058615	100
NUM372	-0.003444	-0.001763	0.049978	-0.101375	0.024665	-0.643046	4.762217	19.83101	0.000049	-0.344379	0.060226	100
NUM373	-0.004244	-0.002041	0.049978	-0.101375	0.025394	-0.652182	4.533856	16.892	0.000215	-0.424383	0.06384	100
NUM374	-0.004101	-0.001763	0.049978	-0.101375	0.02542	-0.66603	4.530332	17.15124	0.000189	-0.410114	0.063973	100
NUM375	-0.0038	-0.001763	0.049978	-0.101375	0.02585	-0.594133	4.418764	14.27029	0.000797	-0.380021	0.066155	100
NUM376	-0.004759	-0.002041	0.04735	-0.101375	0.025612	-0.636974	4.357009	14.43506	0.000734	-0.475896	0.064944	100
NUM377	-0.005313	-0.002417	0.04735	-0.101375	0.025946	-0.596677	4.162217	11.56184	0.003086	-0.531348	0.066647	100
NUM378	-0.005175	-0.002417	0.04735	-0.101375	0.026023	-0.602222	4.130661	11.37117	0.003395	-0.517501	0.06704	100
NUM379	-0.004973	-0.002417	0.04735	-0.101375	0.026161	-0.603954	4.075497	10.89889	0.004299	-0.497313	0.067755	100
NUM380	-0.00431	-0.002041	0.04735	-0.101375	0.026409	-0.61146	4.049477	10.82056	0.00447	-0.431014	0.069048	100
NUM381	-0.004028	-0.002041	0.04735	-0.101375	0.026176	-0.635286	4.188351	12.61053	0.001827	-0.402808	0.067831	100
NUM382	-0.003617	-0.002041	0.04735	-0.101375	0.025642	-0.632339	4.392383	14.74227	0.000629	-0.361692	0.065092	100
NUM383	-0.003117	-0.002041	0.04735	-0.101375	0.025087	-0.641786	4.645712	18.14969	0.000115	-0.311661	0.062307	100
NUM384	-0.003138	-0.002041	0.04735	-0.101375	0.025072	-0.64162	4.653369	18.25139	0.000109	-0.313774	0.062234	100
NUM385	-0.0036	-0.002041	0.04735	-0.101375	0.024555	-0.713853	4.821202	22.31301	0.000014	-0.359982	0.059693	100
NUM386	-0.00334	-0.001763	0.04735	-0.101375	0.024619	-0.73508	4.805227	22.58422	0.000012	-0.334041	0.060005	100
NUM387	-0.003415	-0.001763	0.04735	-0.101375	0.024672	-0.725791	4.759674	21.68143	0.00002	-0.34154	0.060263	100
NUM388	-0.004211	-0.002041	0.04735	-0.101375	0.024713	-0.710261	4.652931	19.79193	0.00005	-0.421116	0.060462	100
NUM389	-0.004509	-0.002417	0.04735	-0.101375	0.024542	-0.704923	4.729519	20.74543	0.000031	-0.450916	0.059628	100
NUM390	-0.004878	-0.002698	0.04735	-0.101375	0.024706	-0.663438	4.584399	17.79552	0.000137	-0.487836	0.060429	100
NUM391	-0.004976	-0.002937	0.04735	-0.101375	0.024681	-0.654413	4.591942	17.6971	0.000144	-0.497607	0.060308	100
NUM392	-0.005789	-0.003372	0.04735	-0.101375	0.025338	-0.655284	4.383135	15.12772	0.000519	-0.578901	0.06356	100
NUM393	-0.006562	-0.003372	0.04735	-0.101375	0.026711	-0.796684	4.48776	19.80104	0.00005	-0.65623	0.070636	100
NUM394	-0.006749	-0.004376	0.04735	-0.101375	0.026723	-0.775572	4.45835	18.8868	0.000079	-0.674888	0.070696	100
NUM395	-0.006756	-0.004376	0.04735	-0.101375	0.026724	-0.774692	4.45653	18.84195	0.000081	-0.675584	0.070704	100
NUM396	-0.007212	-0.005206	0.04735	-0.101375	0.026901	-0.728641	4.312882	16.03054	0.00033	-0.721222	0.07164	100
NUM397	-0.007536	-0.005299	0.04735	-0.101375	0.026875	-0.699044	4.293375	15.11445	0.000522	-0.753596	0.071503	100
NUM398	-0.007255	-0.005299	0.04735	-0.101375	0.026683	-0.728483	4.427188	17.33173	0.000172	-0.725505	0.070487	100
NUM399	-0.006674	-0.005206	0.04735	-0.101375	0.027145	-0.690832	4.312525	15.13215	0.000518	-0.667413	0.072947	100

Data	Mean	Median	Maximum	Minimum	Std. Dev.	Skewness	Kurtosis	Jarque-Bera	Probability	Sum	Sum Sq. Dev.	Observations
NUM400	-0.006116	-0.005206	0.070055	-0.101375	0.028135	-0.478502	4.333866	11.22939	0.003644	-0.611614	0.078365	100
NUM401	-0.005915	-0.005206	0.070055	-0.101375	0.028339	-0.466718	4.256429	10.20799	0.006072	-0.591549	0.079509	100
NUM402	-0.005966	-0.005206	0.070055	-0.101375	0.0283	-0.466412	4.273233	10.38035	0.005571	-0.596608	0.079291	100
NUM403	-0.005788	-0.004376	0.070055	-0.101375	0.028317	-0.483741	4.27545	10.6783	0.0048	-0.578805	0.079384	100
NUM404	-0.00613	-0.005206	0.070055	-0.101375	0.028307	-0.452333	4.258107	10.00523	0.00672	-0.612962	0.079329	100
NUM405	-0.006264	-0.005299	0.070055	-0.101375	0.028319	-0.437826	4.242667	9.629122	0.008111	-0.626422	0.079395	100
NUM406	-0.006284	-0.005299	0.070055	-0.101375	0.028303	-0.43783	4.249417	9.699266	0.007831	-0.628355	0.079307	100
NUM407	-0.008415	-0.00576	0.070055	-0.215919	0.035218	-2.185769	14.02865	586.4226	0	-0.841538	0.122787	100
NUM408	-0.008697	-0.006196	0.070055	-0.215919	0.035188	-2.168767	14.00566	583.0779	0	-0.869692	0.122579	100
NUM409	-0.010357	-0.006229	0.070055	-0.215919	0.03852	-2.211651	12.17908	432.5877	0	-1.035695	0.146897	100
NUM410	-0.010312	-0.006229	0.070055	-0.215919	0.038541	-2.210817	12.16356	431.3401	0	-1.031212	0.147056	100
NUM411	-0.009765	-0.006229	0.070055	-0.215919	0.039249	-2.059356	11.57737	377.2297	0	-0.976517	0.152507	100
NUM412	-0.009916	-0.006368	0.070055	-0.215919	0.039248	-2.047962	11.54611	374.2188	0	-0.991626	0.152504	100
NUM413	-0.010755	-0.006714	0.070055	-0.215919	0.039462	-1.979659	11.15396	342.347	0	-1.075494	0.154164	100
NUM414	-0.011791	-0.006983	0.070055	-0.215919	0.039986	-1.889373	10.48415	292.8812	0	-1.179067	0.158289	100
NUM415	-0.011736	-0.006983	0.070055	-0.215919	0.039984	-1.89384	10.49713	293.9731	0	-1.173579	0.15827	100
NUM416	-0.01203	-0.007559	0.070055	-0.215919	0.039987	-1.872099	10.43735	288.8882	0	-1.203032	0.1583	100
NUM417	-0.012521	-0.007559	0.070055	-0.215919	0.040358	-1.809781	10.00442	259.0129	0	-1.252054	0.161251	100
NUM418	-0.012949	-0.008212	0.070055	-0.215919	0.040526	-1.763524	9.772059	242.9202	0	-1.294886	0.162589	100
NUM419	-0.013871	-0.008461	0.070055	-0.215919	0.040921	-1.686885	9.301941	212.9033	0	-1.387112	0.165779	100
NUM420	-0.014757	-0.008632	0.070055	-0.215919	0.041584	-1.603847	8.692366	177.8847	0	-1.475723	0.171192	100
NUM421	-0.01555	-0.009344	0.070055	-0.215919	0.041819	-1.542345	8.401932	161.2341	0	-1.555006	0.173134	100
NUM422	-0.015631	-0.010371	0.070055	-0.215919	0.041802	-1.538729	8.403832	161.134	0	-1.563072	0.17299	100
NUM423	-0.014729	-0.009344	0.070055	-0.215919	0.042577	-1.448962	8.065661	141.912	0	-1.472863	0.179465	100
NUM424	-0.013476	-0.009344	0.1167	-0.215919	0.044557	-1.088553	7.615476	108.51	0	-1.347571	0.196544	100
NUM425	-0.012067	-0.008501	0.1167	-0.215919	0.046385	-0.835112	7.201285	85.16851	0	-1.206735	0.213001	100
NUM426	-0.011559	-0.008501	0.1167	-0.215919	0.046907	-0.802905	6.979951	76.74431	0	-1.155896	0.217822	100
NUM427	-0.011314	-0.008501	0.1167	-0.215919	0.04704	-0.806799	6.921951	74.93916	0	-1.131383	0.219063	100
NUM428	-0.01206	-0.009344	0.1167	-0.215919	0.047192	-0.763503	6.792273	69.63783	0	-1.205973	0.22048	100
NUM429	-0.011362	-0.008501	0.1167	-0.215919	0.04769	-0.7535	6.599996	63.46259	0	-1.136183	0.22516	100
NUM430	-0.011549	-0.009344	0.1167	-0.215919	0.047661	-0.743502	6.604308	63.34259	0	-1.154877	0.224883	100
NUM431	-0.012265	-0.010371	0.1167	-0.215919	0.047319	-0.732951	6.728542	66.87874	0	-1.226501	0.221667	100
NUM432	-0.012482	-0.010747	0.1167	-0.215919	0.047295	-0.7206	6.728263	66.57085	0	-1.248195	0.221449	100
NUM433	-0.012881	-0.011109	0.1167	-0.215919	0.047417	-0.693611	6.638489	63.17909	0	-1.288083	0.222589	100
NUM434	-0.01309	-0.011551	0.1167	-0.215919	0.047429	-0.680047	6.619785	62.3029	0	-1.309022	0.222699	100
NUM435	-0.013395	-0.012282	0.1167	-0.215919	0.047482	-0.659711	6.57362	60.46515	0	-1.339464	0.223197	100
NUM436	-0.014039	-0.01315	0.1167	-0.215919	0.04747	-0.625633	6.544525	58.87216	0	-1.403853	0.223088	100
NUM437	-0.014553	-0.014378	0.1167	-0.215919	0.047224	-0.613201	6.643616	61.58334	0	-1.455296	0.220782	100
NUM438	-0.014864	-0.015547	0.1167	-0.215919	0.047273	-0.592663	6.600748	59.8766	0	-1.486445	0.22124	100
NUM439	-0.014445	-0.015547	0.1167	-0.215919	0.047519	-0.599214	6.49717	56.94344	0	-1.444515	0.223548	100
NUM440	-0.01422	-0.015547	0.1167	-0.215919	0.047455	-0.614564	6.543335	58.60823	0	-1.421978	0.222943	100
NUM441	-0.013958	-0.015547	0.1167	-0.215919	0.047624	-0.617319	6.471265	56.55839	0	-1.395762	0.224537	100
NUM442	-0.013846	-0.015547	0.1167	-0.215919	0.0477	-0.618202	6.439069	55.64955	0	-1.384591	0.225251	100

Data	Mean	Median	Maximum	Minimum	Std. Dev.	Skewness	Kurtosis	Jarque-Bera	Probability	Sum	Sum Sq. Dev.	Observations
NUM443	-0.014056	-0.015547	0.1167	-0.215919	0.047539	-0.619119	6.507076	57.63672	0	-1.405596	0.223734	100
NUM444	-0.013118	-0.014378	0.1167	-0.215919	0.048236	-0.600209	6.271365	50.59513	0	-1.311815	0.230342	100
NUM445	-0.013213	-0.014378	0.1167	-0.215919	0.048203	-0.596232	6.283444	50.84571	0	-1.321301	0.230027	100
NUM446	-0.013126	-0.014378	0.1167	-0.215919	0.04815	-0.60167	6.313806	51.7889	0	-1.312572	0.229523	100
NUM447	-0.012862	-0.014378	0.1167	-0.215919	0.04826	-0.610744	6.272015	50.82549	0	-1.28624	0.230572	100
NUM448	-0.012845	-0.014378	0.1167	-0.215919	0.048261	-0.611788	6.2722	50.85181	0	-1.284474	0.230585	100
NUM449	-0.012742	-0.014378	0.1167	-0.215919	0.048228	-0.618809	6.294237	51.59874	0	-1.274174	0.230272	100
NUM450	-0.0123	-0.014378	0.1167	-0.215919	0.04847	-0.626849	6.202156	49.27319	0	-1.230047	0.232589	100
NUM451	-0.011505	-0.014378	0.1167	-0.215919	0.049512	-0.54446	5.925696	40.60601	0	-1.150502	0.242696	100
NUM452	-0.011182	-0.014378	0.1167	-0.215919	0.049683	-0.552344	5.864218	39.267	0	-1.118152	0.244372	100
NUM453	-0.011475	-0.014378	0.1167	-0.215919	0.049797	-0.533978	5.800091	37.42099	0	-1.147529	0.245493	100
NUM454	-0.010568	-0.01315	0.1167	-0.215919	0.050501	-0.518857	5.598336	32.6175	0	-1.056809	0.25248	100
NUM455	-0.010606	-0.01315	0.1167	-0.215919	0.050507	-0.516463	5.593719	32.47632	0	-1.060588	0.25255	100
NUM456	-0.010016	-0.012282	0.1167	-0.215919	0.05039	-0.550012	5.667728	34.69509	0	-1.00158	0.251374	100
NUM457	-0.00892	-0.011551	0.1167	-0.215919	0.049568	-0.580448	5.98417	42.72062	0	-0.89196	0.243241	100
NUM458	-0.009529	-0.012282	0.1167	-0.215919	0.049266	-0.567583	6.087912	45.09918	0	-0.952905	0.240287	100
NUM459	-0.009459	-0.012282	0.1167	-0.215919	0.049272	-0.571612	6.088106	45.18066	0	-0.945904	0.240347	100
NUM460	-0.009047	-0.011551	0.1167	-0.215919	0.049245	-0.596226	6.120955	46.50959	0	-0.904673	0.240079	100
NUM461	-0.009049	-0.011551	0.1167	-0.215919	0.049244	-0.596114	6.121109	46.51137	0	-0.904901	0.240074	100
NUM462	-0.009434	-0.011551	0.1167	-0.215919	0.048988	-0.593411	6.218735	49.03666	0	-0.943356	0.237582	100
NUM463	-0.009436	-0.011551	0.1167	-0.215919	0.048987	-0.593288	6.219004	49.04145	0	-0.943626	0.237575	100
NUM464	-0.007924	-0.011109	0.120594	-0.215919	0.050633	-0.454685	5.941703	39.50238	0	-0.792412	0.253805	100
NUM465	-0.007634	-0.011109	0.120594	-0.215919	0.05081	-0.460216	5.875812	37.98954	0	-0.763448	0.255589	100
NUM466	-0.007442	-0.010747	0.120594	-0.215919	0.05078	-0.472058	5.896879	38.68027	0	-0.744201	0.255282	100
NUM467	-0.007884	-0.011109	0.120594	-0.215919	0.050934	-0.446491	5.813478	36.30448	0	-0.788423	0.256838	100
NUM468	-0.006869	-0.010747	0.120594	-0.215919	0.051464	-0.456353	5.664167	33.04506	0	-0.686909	0.262209	100
NUM469	-0.006783	-0.010747	0.120594	-0.215919	0.051413	-0.460947	5.68865	33.66137	0	-0.678319	0.261681	100
NUM470	-0.007201	-0.011109	0.120594	-0.215919	0.05157	-0.437151	5.608511	31.53638	0	-0.720125	0.26329	100
NUM471	-0.007025	-0.010747	0.120594	-0.215919	0.051562	-0.447537	5.618383	31.90453	0	-0.702533	0.263201	100
NUM472	-0.006935	-0.010747	0.120594	-0.215919	0.051494	-0.451628	5.648109	32.61813	0	-0.693528	0.262512	100
NUM473	-0.00611	-0.009488	0.120594	-0.215919	0.051191	-0.491431	5.795006	36.57531	0	-0.611017	0.259434	100
NUM474	-0.006134	-0.009488	0.120594	-0.215919	0.051185	-0.490285	5.79673	36.59674	0	-0.613395	0.259374	100
NUM475	-0.006626	-0.009488	0.120594	-0.215919	0.050902	-0.481159	5.895308	38.78694	0	-0.662584	0.256508	100
NUM476	-0.006181	-0.007218	0.120594	-0.215919	0.050749	-0.507205	5.98025	41.29549	0	-0.618135	0.254972	100
NUM477	-0.00581	-0.007218	0.120594	-0.215919	0.050575	-0.528833	6.073644	44.02476	0	-0.580995	0.253223	100
NUM478	-0.006175	-0.009488	0.120594	-0.215919	0.050548	-0.508953	6.071005	43.61334	0	-0.617486	0.252958	100
NUM479	-0.006132	-0.009488	0.120594	-0.215919	0.050575	-0.50974	6.060695	43.3633	0	-0.613158	0.253227	100
NUM480	-0.006606	-0.009961	0.120594	-0.215919	0.050377	-0.494334	6.131382	44.92923	0	-0.660619	0.251242	100
NUM481	-0.006465	-0.008724	0.120594	-0.215919	0.050382	-0.502538	6.134342	45.14283	0	-0.646526	0.251297	100
NUM482	-0.006357	-0.007218	0.120594	-0.215919	0.050372	-0.509238	6.143706	45.50075	0	-0.635711	0.251194	100
NUM483	-0.006411	-0.008724	0.120594	-0.215919	0.050374	-0.505942	6.140208	45.35341	0	-0.6411	0.251221	100
NUM484	-0.006645	-0.009703	0.120594	-0.215919	0.050337	-0.493655	6.149048	45.38036	0	-0.664528	0.250845	100
NUM485	-0.006596	-0.009703	0.120594	-0.215919	0.050347	-0.496183	6.146159	45.34627	0	-0.659613	0.250944	100

Data	Mean	Median	Maximum	Minimum	Std. Dev.	Skewness	Kurtosis	Jarque-Bera	Probability	Sum	Sum Sq. Dev.	Observations
NUM486	-0.006702	-0.009703	0.120594	-0.215919	0.050311	-0.49164	6.159166	45.6132	0	-0.6702	0.250587	100
NUM487	-0.005526	-0.008724	0.120594	-0.215919	0.05126	-0.458289	5.901993	38.59032	0	-0.552596	0.260132	100
NUM488	-0.004848	-0.00706	0.120594	-0.215919	0.051183	-0.493958	5.960241	40.57918	0	-0.484776	0.259352	100
NUM489	-0.004883	-0.008506	0.120594	-0.215919	0.051185	-0.491859	5.958197	40.49428	0	-0.488274	0.259367	100
NUM490	-0.004265	-0.00706	0.120594	-0.215919	0.051203	-0.52323	5.974937	41.43886	0	-0.426459	0.25955	100
NUM491	-0.004516	-0.008506	0.120594	-0.215919	0.051261	-0.507756	5.938097	40.26533	0	-0.451608	0.260143	100
NUM492	-0.003655	-0.00706	0.120594	-0.215919	0.05094	-0.549384	6.103931	45.17366	0	-0.365498	0.256889	100
NUM493	-0.002919	-0.00706	0.120594	-0.215919	0.050197	-0.565804	6.413543	53.88673	0	-0.291868	0.249453	100
NUM494	-0.002792	-0.005808	0.120594	-0.215919	0.050176	-0.573859	6.430173	54.51394	0	-0.279247	0.249241	100
NUM495	-0.002674	-0.005355	0.120594	-0.215919	0.050165	-0.58125	6.440848	54.96184	0	-0.267391	0.24914	100
NUM496	-0.002397	-0.005355	0.120594	-0.215919	0.050033	-0.598395	6.519158	57.56993	0	-0.2397	0.247829	100
NUM497	-0.002282	-0.005355	0.120594	-0.215919	0.050002	-0.605904	6.540682	58.35377	0	-0.228221	0.247522	100
NUM498	-0.002089	-0.0034	0.120594	-0.215919	0.050004	-0.617359	6.549365	58.84386	0	-0.208881	0.247537	100
NUM499	-0.002658	-0.005355	0.120594	-0.215919	0.049806	-0.598045	6.618719	60.52399	0	-0.26585	0.245584	100
NUM500	-0.003136	-0.005355	0.120594	-0.215919	0.049329	-0.617599	6.806643	66.73435	0	-0.313588	0.240897	100
NUM501	-0.003518	-0.005706	0.120594	-0.215919	0.049197	-0.603017	6.85749	68.06144	0	-0.35176	0.239619	100
NUM502	-0.003694	-0.005706	0.120594	-0.215919	0.049169	-0.593626	6.864584	68.10241	0	-0.369416	0.239342	100
NUM503	-0.003875	-0.005808	0.120594	-0.215919	0.049168	-0.582719	6.856694	67.63474	0	-0.387493	0.239328	100
NUM504	-0.003719	-0.005808	0.120594	-0.215919	0.049133	-0.592973	6.883061	68.68596	0	-0.371902	0.238996	100
NUM505	-0.003469	-0.005706	0.120594	-0.215919	0.049137	-0.607851	6.893248	69.31378	0	-0.346877	0.239033	100
NUM506	-0.003656	-0.005706	0.120594	-0.215919	0.0491	-0.59834	6.90467	69.4937	0	-0.36556	0.238671	100
NUM507	-0.001826	-0.005706	0.120594	-0.165775	0.044284	0.174853	5.011956	17.37609	0.000169	-0.182639	0.194142	100
NUM508	-0.001436	-0.005314	0.120594	-0.165775	0.044303	0.149875	4.99767	17.00224	0.000203	-0.143616	0.194315	100
NUM509	0.000328	-0.004778	0.120594	-0.089166	0.041089	0.708131	4.010521	12.6123	0.001825	0.032782	0.167141	100
NUM510	0.000203	-0.004778	0.120594	-0.089166	0.041079	0.717643	4.022947	12.9436	0.001546	0.020335	0.167063	100
NUM511	-0.000317	-0.004778	0.120594	-0.089166	0.040549	0.739738	4.199235	15.11256	0.000523	-0.03174	0.162777	100
NUM512	-0.000398	-0.004778	0.120594	-0.089166	0.040591	0.741789	4.188941	15.06078	0.000537	-0.039787	0.163114	100
NUM513	8.52E-05	-0.004778	0.120594	-0.089166	0.040133	0.767804	4.288162	16.73939	0.000232	0.008519	0.159456	100
NUM514	0.000926	-0.003914	0.120594	-0.089166	0.039246	0.852643	4.408153	20.37873	0.000038	0.09259	0.152488	100
NUM515	0.000984	-0.003914	0.120594	-0.089166	0.039233	0.849254	4.408934	20.29175	0.000039	0.098429	0.152385	100
NUM516	0.00101	-0.003914	0.120594	-0.089166	0.039215	0.849368	4.413826	20.35252	0.000038	0.100997	0.152248	100
NUM517	0.001976	-0.003021	0.120594	-0.089166	0.038713	0.866534	4.463494	21.43892	0.000022	0.19759	0.148369	100
NUM518	0.002876	-0.002323	0.120594	-0.089166	0.038544	0.842073	4.436776	20.41947	0.000037	0.287617	0.147075	100
NUM519	0.003675	-0.001754	0.120594	-0.089166	0.037694	0.93232	4.56463	24.68728	0.000004	0.367531	0.140661	100
NUM520	0.004987	-0.00156	0.120594	-0.067039	0.036699	1.078271	4.511297	28.89456	0.000001	0.498706	0.133338	100
NUM521	0.00539	-0.00156	0.120594	-0.058478	0.036118	1.171218	4.600601	33.53723	0	0.538954	0.129144	100
NUM522	0.005567	-0.001386	0.120594	-0.058478	0.036081	1.160819	4.595649	33.06707	0	0.556727	0.128884	100
NUM523	0.005007	-0.001386	0.120594	-0.058478	0.035568	1.210002	4.858006	38.78584	0	0.500716	0.125241	100
NUM524	0.00433	-0.001386	0.120594	-0.058478	0.034031	1.104422	4.727224	32.75955	0	0.432977	0.114652	100
NUM525	0.003176	-0.001386	0.120594	-0.058478	0.032105	0.995639	4.606068	27.26933	0.000001	0.317577	0.102045	100
NUM526	0.002701	-0.001386	0.120594	-0.058478	0.031588	1.028654	4.861268	32.07014	0	0.27013	0.098785	100
NUM527	0.002249	-0.00156	0.120594	-0.058478	0.031573	1.065851	4.930078	34.45566	0	0.224934	0.098689	100
NUM528	0.00251	-0.00156	0.120594	-0.047361	0.031172	1.143425	5.018653	38.76936	0	0.250986	0.096197	100

Data	Mean	Median	Maximum	Minimum	Std. Dev.	Skewness	Kurtosis	Jarque-Bera	Probability	Sum	Sum Sq. Dev.	Observations
NUM529	0.002504	-0.00156	0.120594	-0.047361	0.031161	1.143405	5.022295	38.82991	0	0.250374	0.096131	100
NUM530	0.002583	-0.00156	0.120594	-0.047361	0.03113	1.140313	5.029814	38.83918	0	0.258283	0.095941	100
NUM531	0.003457	-0.001386	0.120594	-0.047361	0.031565	1.085552	4.756344	32.49348	0	0.345691	0.098636	100
NUM532	0.003706	-0.001189	0.120594	-0.047361	0.03149	1.072758	4.764739	32.15644	0	0.370567	0.098172	100
NUM533	0.004188	-0.000962	0.120594	-0.047361	0.031074	1.113586	4.882633	35.43585	0	0.418751	0.095592	100
NUM534	0.004832	-9.67E-05	0.120594	-0.047361	0.031108	1.070293	4.775377	32.2253	0	0.483179	0.095801	100
NUM535	0.005208	0.000822	0.120594	-0.047361	0.030827	1.087691	4.863855	34.19267	0	0.520797	0.094081	100
NUM536	0.005315	0.000822	0.120594	-0.047361	0.030669	1.117062	4.903943	35.90128	0	0.531533	0.093116	100
NUM537	0.005574	0.001036	0.120594	-0.047361	0.030582	1.105318	4.918275	35.69456	0	0.5574	0.092592	100
NUM538	0.006475	0.001187	0.120594	-0.047361	0.030623	1.077079	4.774886	32.4609	0	0.647481	0.092841	100
NUM539	0.005954	0.001036	0.120594	-0.047361	0.030596	1.118658	4.864448	35.34063	0	0.595385	0.092677	100
NUM540	0.005993	0.001036	0.120594	-0.047361	0.03057	1.119463	4.873887	35.51766	0	0.599255	0.092519	100
NUM541	0.005786	0.001036	0.120594	-0.047361	0.03048	1.145288	4.95925	37.85582	0	0.578579	0.091973	100
NUM542	0.005861	0.001036	0.120594	-0.047361	0.030534	1.135603	4.916724	36.80087	0	0.586116	0.092299	100
NUM543	0.006239	0.001036	0.120594	-0.047361	0.030839	1.093901	4.710966	32.14116	0	0.623926	0.094153	100
NUM544	0.006344	0.001036	0.120594	-0.047361	0.031069	1.108109	4.699654	32.50186	0	0.634372	0.095562	100
NUM545	0.006541	0.001187	0.120594	-0.047361	0.031082	1.088308	4.663789	31.2744	0	0.654076	0.095644	100
NUM546	0.007459	0.001815	0.120594	-0.047361	0.031119	1.060905	4.52506	28.44952	0.000001	0.745856	0.095869	100
NUM547	0.007629	0.001815	0.120594	-0.047361	0.031235	1.040681	4.443104	26.72756	0.000002	0.762894	0.096587	100
NUM548	0.007559	0.001815	0.120594	-0.047361	0.031279	1.040417	4.429826	26.55948	0.000002	0.755876	0.096858	100
NUM549	0.007653	0.001815	0.120594	-0.047361	0.0312	1.045474	4.454711	27.03437	0.000001	0.765326	0.096372	100
NUM550	0.007091	0.001187	0.120594	-0.047361	0.031195	1.085519	4.534522	29.45068	0	0.70908	0.096339	100
NUM551	0.006207	0.001187	0.120594	-0.047361	0.030012	1.082741	4.780518	32.74815	0	0.620739	0.089169	100
NUM552	0.005327	0.001036	0.120594	-0.05732	0.030571	1.01489	4.738456	29.75931	0	0.532686	0.092526	100
NUM553	0.005691	0.001036	0.120594	-0.05732	0.030179	1.064973	4.858051	33.28759	0	0.569051	0.090167	100
NUM554	0.005251	0.001036	0.120594	-0.05732	0.029503	1.069976	5.111376	37.65544	0	0.525068	0.086175	100
NUM555	0.005845	0.001187	0.120594	-0.05732	0.029554	1.025025	4.999007	34.16139	0	0.584482	0.086471	100
NUM556	0.005826	0.001187	0.120594	-0.05732	0.029553	1.027052	5.002631	34.29112	0	0.582641	0.086462	100
NUM557	0.00563	0.001036	0.120594	-0.05732	0.029602	1.039962	4.998242	34.66274	0	0.563001	0.086749	100
NUM558	0.005845	0.001187	0.120594	-0.05732	0.029525	1.029789	5.017215	34.62925	0	0.584543	0.0863	100
NUM559	0.005495	0.001187	0.120594	-0.05732	0.029822	1.005373	4.909386	32.03689	0	0.549467	0.088045	100
NUM560	0.005344	0.001036	0.120594	-0.05732	0.029847	1.017365	4.913955	32.51397	0	0.534386	0.088191	100
NUM561	0.005375	0.001036	0.120594	-0.05732	0.029845	1.014349	4.910645	32.35906	0	0.537536	0.088182	100
NUM562	0.005447	0.001036	0.120594	-0.05732	0.02985	1.006623	4.897462	31.88966	0	0.544736	0.088213	100
NUM563	0.005812	0.001036	0.120594	-0.05732	0.030064	0.9659	4.732334	28.05348	0.000001	0.581169	0.089479	100
NUM564	0.004628	0.001036	0.093272	-0.05732	0.027739	0.639083	3.636754	8.49651	0.014289	0.462819	0.076177	100
NUM565	0.004423	0.001036	0.093272	-0.05732	0.027569	0.657198	3.726669	9.398682	0.009101	0.442256	0.075244	100
NUM566	0.004506	0.001187	0.093272	-0.05732	0.02755	0.649897	3.728685	9.251866	0.009795	0.450643	0.075141	100
NUM567	0.005261	0.001759	0.093272	-0.05732	0.027146	0.673015	3.745807	9.866776	0.007202	0.526124	0.072951	100
NUM568	0.004546	0.001187	0.093272	-0.05732	0.026358	0.667499	3.91495	10.91397	0.004266	0.45465	0.068778	100
NUM569	0.004793	0.001187	0.093272	-0.05732	0.026114	0.687353	3.991985	11.97438	0.002511	0.479327	0.067514	100
NUM570	0.005274	0.001187	0.093272	-0.05732	0.025586	0.759006	4.099552	14.63905	0.000662	0.527436	0.064809	100
NUM571	0.005213	0.001187	0.093272	-0.05732	0.025608	0.763282	4.093139	14.68897	0.000646	0.521288	0.064922	100

Data	Mean	Median	Maximum	Minimum	Std. Dev.	Skewness	Kurtosis	Jarque-Bera	Probability	Sum	Sum Sq. Dev.	Observations
NUM572	0.005525	0.001187	0.093272	-0.05732	0.02523	0.82008	4.191365	17.12282	0.000191	0.55247	0.06302	100
NUM573	0.005187	0.001036	0.093272	-0.05732	0.025313	0.843676	4.187596	17.73975	0.000141	0.51869	0.063436	100
NUM574	0.004781	0.00097	0.093272	-0.05732	0.025637	0.819728	4.095173	16.19674	0.000304	0.478056	0.065066	100
NUM575	0.004821	0.001036	0.093272	-0.05732	0.025629	0.815835	4.09464	16.08578	0.000321	0.482105	0.065029	100
NUM576	0.004349	0.001036	0.093272	-0.05732	0.026174	0.733897	3.992712	13.0829	0.001442	0.434913	0.067825	100
NUM577	0.004389	0.001036	0.093272	-0.05732	0.026154	0.732247	3.99994	13.1026	0.001428	0.438903	0.067719	100
NUM578	0.004525	0.001036	0.093272	-0.05732	0.026058	0.732752	4.035504	13.41653	0.001221	0.452518	0.067221	100
NUM579	0.004254	0.00097	0.093272	-0.05732	0.025962	0.765737	4.121095	15.00943	0.00055	0.425368	0.066729	100
NUM580	0.004664	0.001036	0.093272	-0.05732	0.026071	0.722112	4.017352	13.00328	0.001501	0.46639	0.067291	100
NUM581	0.004768	0.001036	0.093272	-0.05732	0.026083	0.709422	3.99871	12.5439	0.001889	0.476797	0.067352	100
NUM582	0.004821	0.001036	0.093272	-0.05732	0.026067	0.705196	4.002618	12.47688	0.001953	0.482101	0.067268	100
NUM583	0.004738	0.001036	0.093272	-0.05732	0.026133	0.703397	3.97791	12.23074	0.002209	0.473806	0.067608	100
NUM584	0.004761	0.001036	0.093272	-0.05732	0.02612	0.702473	3.982411	12.24585	0.002192	0.476129	0.067544	100
NUM585	0.00487	0.001036	0.093272	-0.05732	0.026148	0.688679	3.954398	11.69995	0.00288	0.487025	0.067688	100
NUM586	0.004759	0.00097	0.093272	-0.05732	0.026171	0.698915	3.95239	11.92073	0.002579	0.475854	0.06781	100
NUM587	0.003782	0.000822	0.078982	-0.05732	0.024611	0.487392	3.415703	4.679223	0.096365	0.378201	0.059963	100
NUM588	0.003333	0.000282	0.078982	-0.05732	0.024667	0.522691	3.429359	5.321549	0.069894	0.333292	0.060236	100
NUM589	0.00357	0.000822	0.078982	-0.05732	0.024663	0.496247	3.411635	4.810368	0.090249	0.35695	0.060218	100
NUM590	0.003128	0.000282	0.078982	-0.05732	0.024619	0.537886	3.467394	5.732258	0.056919	0.312844	0.060005	100
NUM591	0.003265	0.000282	0.078982	-0.05732	0.024478	0.548668	3.5093	6.098046	0.047405	0.326481	0.05932	100
NUM592	0.002742	-0.000277	0.078982	-0.05732	0.024674	0.566186	3.486526	6.329063	0.042234	0.27415	0.060272	100
NUM593	0.003081	0.000282	0.078982	-0.05732	0.024634	0.534544	3.475519	5.704454	0.057716	0.308127	0.060075	100
NUM594	0.003448	0.000822	0.078982	-0.05732	0.024786	0.496166	3.378357	4.699486	0.095394	0.34483	0.060819	100
NUM595	0.003401	0.000822	0.078982	-0.05732	0.024799	0.500675	3.375158	4.764364	0.092349	0.340084	0.060884	100
NUM596	0.003374	0.000822	0.078982	-0.05732	0.024818	0.501241	3.368511	4.753206	0.092866	0.337354	0.060977	100
NUM597	0.004246	0.00097	0.078982	-0.05732	0.025856	0.579898	3.453848	6.462931	0.0395	0.424591	0.066184	100
NUM598	0.004014	0.000822	0.078982	-0.05732	0.025927	0.597746	3.440486	6.763465	0.033989	0.401381	0.066548	100
NUM599	0.004214	0.00097	0.078982	-0.05732	0.025866	0.581956	3.452382	6.497262	0.038827	0.421372	0.066235	100
NUM600	0.003931	0.000822	0.078982	-0.05732	0.02582	0.613906	3.500836	7.326504	0.025649	0.39313	0.066002	100
NUM601	0.004044	0.00097	0.078982	-0.05732	0.025803	0.602502	3.499544	7.089909	0.02887	0.404421	0.065912	100
NUM602	0.004332	0.001036	0.078982	-0.05732	0.025865	0.569754	3.443034	6.228162	0.044419	0.433171	0.066233	100
NUM603	0.00452	0.001187	0.078982	-0.05732	0.025811	0.554203	3.453998	5.977818	0.050342	0.451984	0.065953	100
NUM604	0.004726	0.001742	0.078982	-0.05732	0.025803	0.531928	3.440499	5.524292	0.063156	0.472605	0.065913	100
NUM605	0.004704	0.001742	0.078982	-0.05732	0.0258	0.534665	3.444103	5.586229	0.06123	0.470388	0.065896	100
NUM606	0.004687	0.001742	0.078982	-0.05732	0.025806	0.536082	3.442471	5.605484	0.060644	0.468653	0.065927	100
NUM607	0.005147	0.002228	0.078982	-0.05732	0.025536	0.531861	3.501478	5.762436	0.056066	0.514702	0.064555	100
NUM608	0.004856	0.001742	0.078982	-0.05732	0.02553	0.562868	3.529587	6.448926	0.039777	0.485567	0.064525	100
NUM609	0.004931	0.001742	0.078982	-0.05732	0.025558	0.553481	3.508255	6.182038	0.045456	0.493056	0.064667	100
NUM610	0.004904	0.001742	0.078982	-0.05732	0.025567	0.555617	3.505513	6.209931	0.044826	0.490371	0.064716	100
NUM611	0.005301	0.001742	0.078982	-0.05732	0.026031	0.551222	3.36438	5.617314	0.060286	0.530075	0.067083	100
NUM612	0.005948	0.002228	0.078982	-0.05732	0.026066	0.51329	3.301695	4.770357	0.092073	0.594777	0.067264	100
NUM613	0.005963	0.002228	0.078982	-0.05732	0.026055	0.513146	3.305252	4.776885	0.091773	0.596297	0.067206	100
NUM614	0.006325	0.00238	0.078982	-0.05732	0.026237	0.47827	3.207339	3.991491	0.135912	0.632478	0.06815	100

Data	Mean	Median	Maximum	Minimum	Std. Dev.	Skewness	Kurtosis	Jarque-Bera	Probability	Sum	Sum Sq. Dev.	Observations
NUM615	0.006491	0.002787	0.078982	-0.05732	0.026218	0.461056	3.204438	3.717029	0.155904	0.64914	0.06805	100
NUM616	0.006441	0.002787	0.078982	-0.05732	0.026283	0.453873	3.192708	3.588077	0.166287	0.6441	0.068388	100
NUM617	0.005631	0.00238	0.078982	-0.05732	0.026801	0.41116	3.210834	3.002761	0.222822	0.563114	0.071112	100
NUM618	0.005387	0.00238	0.078982	-0.05732	0.026593	0.426733	3.29868	3.406729	0.18207	0.538711	0.070011	100
NUM619	0.005328	0.002228	0.078982	-0.05732	0.026605	0.432563	3.296821	3.485611	0.175029	0.532818	0.070073	100
NUM620	0.005308	0.002228	0.078982	-0.05732	0.026577	0.432019	3.304309	3.496522	0.174076	0.530779	0.069927	100
NUM621	0.005693	0.00238	0.078982	-0.05732	0.026386	0.415887	3.353245	3.40262	0.182444	0.569307	0.068923	100
NUM622	0.005655	0.00238	0.078982	-0.05732	0.026386	0.420222	3.355283	3.469051	0.176484	0.565471	0.068928	100
NUM623	0.005271	0.002228	0.078982	-0.05732	0.026604	0.431797	3.298662	3.479141	0.175596	0.52706	0.07007	100
NUM624	0.004776	0.001742	0.078982	-0.05732	0.026241	0.459893	3.439396	4.329481	0.11478	0.477554	0.06817	100
NUM625	0.004561	0.001742	0.078982	-0.05732	0.026362	0.46891	3.400521	4.333009	0.114577	0.456114	0.068801	100
NUM626	0.004296	0.001122	0.078982	-0.05732	0.026404	0.493593	3.400303	4.728237	0.094032	0.429644	0.069018	100
NUM627	0.00419	0.001122	0.078982	-0.05732	0.02652	0.484801	3.370242	4.488362	0.106014	0.419018	0.069626	100
NUM628	0.004696	0.001742	0.078982	-0.05732	0.026296	0.468232	3.410586	4.356439	0.113243	0.469593	0.068454	100
NUM629	0.004177	0.001742	0.078982	-0.05732	0.025778	0.477248	3.5678	5.139411	0.076558	0.417663	0.065785	100
NUM630	0.00417	0.001742	0.078982	-0.05732	0.02578	0.47777	3.566903	5.143487	0.076402	0.416989	0.065798	100
NUM631	0.00377	0.001742	0.078982	-0.05732	0.025175	0.440671	3.66473	5.077617	0.07896	0.377036	0.062746	100
NUM632	0.003627	0.001122	0.078982	-0.05732	0.025199	0.455573	3.661476	5.282242	0.071281	0.362739	0.062865	100
NUM633	0.003712	0.001591	0.078982	-0.05732	0.025206	0.445217	3.651737	5.073473	0.079124	0.371241	0.062897	100
NUM634	0.003282	0.00097	0.078982	-0.05732	0.024975	0.482203	3.782661	6.427654	0.040202	0.328193	0.06175	100
NUM635	0.003025	0.000429	0.078982	-0.05732	0.025131	0.490075	3.725003	6.193017	0.045207	0.302492	0.062523	100
NUM636	0.003389	0.001547	0.078982	-0.05732	0.024846	0.497365	3.815828	6.896103	0.031808	0.338947	0.061115	100
NUM637	0.003451	0.001547	0.078982	-0.05732	0.024866	0.489531	3.79917	6.655152	0.03588	0.345096	0.061213	100
NUM638	0.002911	0.000429	0.078982	-0.05732	0.024372	0.504077	3.991548	8.331428	0.015519	0.291131	0.058808	100
NUM639	0.003074	0.000429	0.078982	-0.05732	0.024284	0.496059	4.030618	8.526965	0.014073	0.3074	0.058381	100
NUM640	0.003309	0.001547	0.078982	-0.05732	0.024244	0.472303	4.036279	8.192307	0.016637	0.330945	0.058191	100
NUM641	0.003048	0.000429	0.078982	-0.05732	0.024326	0.493583	4.008291	8.296453	0.015792	0.304799	0.058584	100
NUM642	0.002827	0.000429	0.078982	-0.05732	0.024168	0.515117	4.114169	9.594806	0.008251	0.28266	0.057823	100
NUM643	0.002419	0.000429	0.078982	-0.05732	0.023712	0.520096	4.32077	11.77681	0.002771	0.24188	0.055665	100
NUM644	0.001567	-0.000277	0.07727	-0.05732	0.02243	0.324756	4.053156	6.379186	0.041189	0.156686	0.049805	100
NUM645	0.001314	-0.000494	0.07727	-0.05732	0.022381	0.356121	4.10109	7.165358	0.027801	0.131384	0.049588	100
NUM646	0.000746	-0.001032	0.07727	-0.05732	0.021739	0.321863	4.28204	8.575041	0.013739	0.0746	0.046784	100
NUM647	0.000508	-0.001032	0.07727	-0.05732	0.021465	0.320437	4.43537	10.29586	0.005811	0.050778	0.045613	100
NUM648	0.000716	-0.000494	0.07727	-0.05732	0.021411	0.297707	4.464776	10.41703	0.00547	0.07161	0.045385	100
NUM649	0.000791	-0.000494	0.07727	-0.05732	0.021374	0.291309	4.489498	10.65854	0.004848	0.079083	0.04523	100
NUM650	0.000895	-0.000494	0.07727	-0.05732	0.021295	0.28856	4.541566	11.28956	0.003536	0.08951	0.044895	100
NUM651	0.000837	-0.001032	0.07727	-0.05732	0.021297	0.296597	4.543135	11.38811	0.003366	0.083736	0.044903	100
NUM652	0.001647	-0.000494	0.07727	-0.051273	0.020591	0.452072	4.484194	12.58461	0.00185	0.164704	0.041975	100
NUM653	0.002112	-0.000277	0.07727	-0.051273	0.020877	0.420297	4.293653	9.917233	0.007023	0.211161	0.043147	100
NUM654	0.001879	-0.000277	0.07727	-0.051273	0.020704	0.442834	4.428998	11.77684	0.002771	0.187942	0.042438	100
NUM655	0.001369	-0.000494	0.07727	-0.051273	0.020439	0.476628	4.614068	14.64129	0.000662	0.13686	0.041357	100
NUM656	0.001345	-0.000494	0.07727	-0.051273	0.020433	0.480368	4.621446	14.80042	0.000611	0.13446	0.041334	100
NUM657	0.001445	-0.000494	0.07727	-0.051273	0.020395	0.470703	4.645518	14.97489	0.00056	0.144503	0.041178	100

Data	Mean	Median	Maximum	Minimum	Std. Dev.	Skewness	Kurtosis	Jarque-Bera	Probability	Sum	Sum Sq. Dev.	Observations
NUM658	0.001358	-0.000948	0.07727	-0.051273	0.020393	0.483492	4.654981	15.30843	0.000474	0.135782	0.041172	100
NUM659	0.001502	-0.000948	0.07727	-0.051273	0.02017	0.53018	4.737896	17.26935	0.000178	0.150245	0.040277	100
NUM660	0.00162	-0.000494	0.07727	-0.051273	0.020155	0.514689	4.740101	17.03155	0.0002	0.161959	0.040215	100
NUM661	0.001536	-0.000948	0.07727	-0.051273	0.020156	0.526952	4.747794	17.35623	0.00017	0.153582	0.040219	100
NUM662	0.001251	-0.001435	0.07727	-0.051273	0.02022	0.555083	4.725449	17.54018	0.000155	0.125125	0.040474	100
NUM663	0.000422	-0.001578	0.07727	-0.051273	0.020264	0.500173	4.807703	17.78535	0.000137	0.042181	0.040654	100
NUM664	0.000507	-0.001578	0.07727	-0.051273	0.02029	0.486961	4.775832	17.0921	0.000194	0.050698	0.040757	100
NUM665	0.000298	-0.001814	0.07727	-0.051273	0.020227	0.517162	4.852367	18.75455	0.000085	0.029797	0.040503	100
NUM666	0.000141	-0.002313	0.07727	-0.051273	0.02027	0.53418	4.829333	18.69939	0.000087	0.014142	0.040676	100
NUM667	-0.000221	-0.002653	0.07727	-0.051273	0.020088	0.575104	5.008512	22.32125	0.000014	-0.022094	0.039948	100
NUM668	-4.97E-05	-0.002653	0.07727	-0.051273	0.020148	0.549111	4.932996	20.59401	0.000034	-0.004971	0.04019	100
NUM669	1.61E-05	-0.00232	0.07727	-0.051273	0.020131	0.541444	4.942592	20.60963	0.000033	0.001612	0.040121	100
NUM670	0.000131	-0.00232	0.07727	-0.051273	0.020169	0.523579	4.894516	19.52389	0.000058	0.0131	0.040273	100
NUM671	0.000249	-0.001998	0.07727	-0.051273	0.020161	0.507134	4.889793	19.16691	0.000069	0.024885	0.040242	100
NUM672	0.00031	-0.001998	0.07727	-0.051273	0.020141	0.500682	4.903216	19.27068	0.000065	0.030978	0.04016	100
NUM673	0.000597	-0.001755	0.07727	-0.051273	0.020086	0.470484	4.922633	19.09141	0.000072	0.059728	0.039942	100
NUM674	0.000851	-0.001755	0.07727	-0.051273	0.019785	0.513138	5.090987	22.60611	0.000012	0.085097	0.038754	100
NUM675	0.000958	-0.001755	0.07727	-0.051273	0.019822	0.496273	5.043952	21.51203	0.000021	0.095836	0.038897	100
NUM676	0.001632	-0.001435	0.07727	-0.051273	0.019256	0.617301	5.127761	25.21504	0.000003	0.163197	0.036707	100
NUM677	0.001613	-0.001435	0.07727	-0.051273	0.019265	0.618593	5.120731	25.11722	0.000004	0.161335	0.036742	100
NUM678	0.001751	-0.000948	0.07727	-0.051273	0.019252	0.599315	5.116474	24.65073	0.000004	0.175144	0.036693	100
NUM679	0.001752	-0.000948	0.07727	-0.051273	0.019252	0.599168	5.116449	24.64737	0.000004	0.175244	0.036693	100
NUM680	0.001418	-0.001435	0.07727	-0.051273	0.019013	0.634855	5.357411	29.87311	0	0.141784	0.035789	100
NUM681	0.001249	-0.001577	0.07727	-0.051273	0.018986	0.661963	5.410544	31.51461	0	0.124916	0.035685	100
NUM682	0.001415	-0.001577	0.07727	-0.051273	0.019043	0.634668	5.327181	29.2791	0	0.141451	0.0359	100
NUM683	0.001686	-0.001435	0.07727	-0.051273	0.018929	0.617563	5.402665	30.40972	0	0.168633	0.035474	100
NUM684	0.001333	-0.001435	0.07727	-0.051273	0.019432	0.501956	5.188983	24.16452	0.000006	0.133344	0.037382	100
NUM685	0.001167	-0.001435	0.07727	-0.051273	0.019369	0.527534	5.270339	26.11502	0.000002	0.116724	0.037141	100
NUM686	0.001418	-0.000948	0.07727	-0.051273	0.019434	0.491522	5.180058	23.8293	0.000007	0.141792	0.037392	100
NUM687	0.001657	-0.000278	0.07727	-0.051273	0.019509	0.457317	5.085025	21.59952	0.00002	0.165705	0.03768	100
NUM688	0.001941	0.000102	0.07727	-0.051273	0.019368	0.441672	5.184721	23.13877	0.000009	0.194096	0.037139	100
NUM689	0.001865	0.000102	0.07727	-0.051273	0.019332	0.453163	5.228963	24.12376	0.000006	0.186513	0.036999	100
NUM690	0.002006	0.000102	0.07727	-0.051273	0.01925	0.445419	5.297642	25.30314	0.000003	0.200565	0.036684	100
NUM691	0.00211	0.000102	0.07727	-0.051273	0.019184	0.440337	5.354478	26.3298	0.000002	0.211049	0.036434	100
NUM692	0.00245	0.000974	0.07727	-0.051273	0.018867	0.469892	5.574641	31.29988	0	0.245038	0.035242	100
NUM693	0.002268	0.000102	0.07727	-0.051273	0.018813	0.498366	5.654291	33.49473	0	0.226828	0.03504	100
NUM694	0.001977	0.000102	0.07727	-0.051273	0.018576	0.524483	5.9153	39.9971	0	0.19766	0.034163	100
NUM695	0.001981	0.000102	0.07727	-0.051273	0.018575	0.524063	5.916958	40.03006	0	0.198079	0.034156	100
NUM696	0.002072	0.000102	0.07727	-0.051273	0.018512	0.521676	5.979754	41.53132	0	0.207221	0.033927	100
NUM697	0.001295	-0.000229	0.054766	-0.051273	0.016883	-0.070482	4.602285	10.77995	0.004562	0.129502	0.028218	100
NUM698	0.001311	-0.000229	0.054766	-0.051273	0.016868	-0.070983	4.615764	10.96186	0.004165	0.131084	0.028168	100
NUM699	0.000893	-0.000497	0.054766	-0.051273	0.017257	-0.092163	4.412493	8.45464	0.014591	0.089284	0.029482	100
NUM700	0.00086	-0.000497	0.054766	-0.051273	0.017273	-0.087552	4.396073	8.248667	0.016174	0.085979	0.029538	100

Data	Mean	Median	Maximum	Minimum	Std. Dev.	Skewness	Kurtosis	Jarque-Bera	Probability	Sum	Sum Sq. Dev.	Observations
NUM701	0.000804	-0.000497	0.054766	-0.051273	0.017267	-0.078125	4.401603	8.287102	0.015866	0.0804	0.029515	100
NUM702	0.000817	-0.000497	0.054766	-0.051273	0.017284	-0.075828	4.391886	8.168109	0.016839	0.08165	0.029575	100
NUM703	0.000789	-0.000497	0.054766	-0.051273	0.017277	-0.071477	4.398123	8.229935	0.016326	0.078939	0.029552	100
NUM704	0.000623	-0.000872	0.054766	-0.051273	0.017229	-0.047542	4.441586	8.696709	0.012928	0.062272	0.029388	100
NUM705	0.00084	-0.000872	0.054766	-0.051273	0.017452	-0.039383	4.293109	6.993067	0.030302	0.084029	0.030153	100
NUM706	0.001056	-0.000497	0.054766	-0.051273	0.017513	-0.068345	4.24287	6.514209	0.0385	0.105612	0.030364	100
NUM707	0.001	-0.000497	0.054766	-0.051273	0.017483	-0.061779	4.269045	6.773926	0.033811	0.099984	0.03026	100
NUM708	0.001491	-0.000229	0.054766	-0.051273	0.017883	-0.033113	4.129869	5.337461	0.06934	0.149064	0.031659	100
NUM709	0.001453	-0.000229	0.054766	-0.051273	0.017851	-0.031298	4.154051	5.565637	0.061864	0.145255	0.031547	100
NUM710	0.001546	1.90E-05	0.054766	-0.051273	0.017839	-0.04657	4.166051	5.701461	0.057802	0.154622	0.031503	100
NUM711	0.001033	1.90E-05	0.040035	-0.051273	0.017011	-0.273518	4.021677	5.596134	0.060928	0.103275	0.028648	100
NUM712	0.000464	-0.000229	0.040035	-0.051273	0.016663	-0.325665	4.045935	6.325877	0.042301	0.046416	0.027489	100
NUM713	0.000659	1.90E-05	0.040035	-0.051273	0.016626	-0.357961	4.095066	7.132134	0.028267	0.065943	0.027366	100
NUM714	0.000232	-0.000229	0.040035	-0.051273	0.01622	-0.42343	4.207117	9.059601	0.010783	0.023164	0.026044	100
NUM715	5.07E-05	-0.000497	0.040035	-0.051273	0.016191	-0.396322	4.216169	8.780633	0.012397	0.005075	0.025952	100
NUM716	0.000332	-0.000497	0.040035	-0.051273	0.015912	-0.405023	4.42287	11.16972	0.003754	0.033169	0.025067	100
NUM717	0.000764	-0.000497	0.040035	-0.043173	0.015061	-0.157596	4.119149	5.632665	0.059825	0.076389	0.022456	100
NUM718	0.000654	-0.000497	0.040035	-0.043173	0.01499	-0.147911	4.182916	6.195002	0.045162	0.065411	0.022244	100
NUM719	0.000615	-0.000497	0.040035	-0.043173	0.015004	-0.140697	4.166138	5.996089	0.049885	0.061494	0.022286	100
NUM720	0.000157	-0.000872	0.040035	-0.043173	0.01448	-0.265825	4.205969	7.237559	0.026815	0.015692	0.020758	100
NUM721	-7.70E-05	-0.001275	0.040035	-0.043173	0.01448	-0.227819	4.189969	6.765139	0.03396	-0.007698	0.020758	100
NUM722	-0.000165	-0.001431	0.040035	-0.043173	0.014487	-0.209832	4.177137	6.507374	0.038632	-0.016518	0.020777	100
NUM723	0.000193	-0.001275	0.040035	-0.043173	0.014217	-0.215242	4.359051	8.468072	0.014494	0.019279	0.020009	100
NUM724	8.40E-05	-0.001431	0.040035	-0.043173	0.014264	-0.195595	4.299701	7.676045	0.021536	0.008398	0.020142	100
NUM725	0.000136	-0.001431	0.040035	-0.043173	0.014197	-0.190883	4.352193	8.225717	0.016361	0.013584	0.019953	100
NUM726	0.000189	-0.001431	0.040035	-0.043173	0.014157	-0.197557	4.397444	8.787349	0.012355	0.018919	0.019842	100
NUM727	0.000674	-0.001275	0.040035	-0.043173	0.013952	-0.187494	4.498035	9.936351	0.006956	0.067392	0.019272	100
NUM728	0.000594	-0.001275	0.040035	-0.043173	0.013874	-0.190332	4.57288	10.9119	0.004271	0.059358	0.019055	100
NUM729	0.000319	-0.001431	0.040035	-0.043173	0.014073	-0.173424	4.388343	8.532499	0.014034	0.031864	0.019607	100
NUM730	0.000251	-0.001431	0.040035	-0.043173	0.014121	-0.164615	4.333538	7.861321	0.019631	0.025094	0.01974	100
NUM731	5.13E-05	-0.001431	0.040035	-0.043173	0.013947	-0.167141	4.479567	9.58693	0.008284	0.005132	0.019258	100
NUM732	3.46E-05	-0.001431	0.040035	-0.043173	0.013958	-0.164513	4.466666	9.414024	0.009032	0.003456	0.019287	100
NUM733	0.000107	-0.001431	0.040035	-0.043173	0.014027	-0.163091	4.401803	8.631021	0.01336	0.010653	0.019478	100
NUM734	0.000251	-0.001275	0.040035	-0.043173	0.014051	-0.189551	4.380895	8.544121	0.013953	0.025079	0.019545	100
NUM735	0.000394	-0.001275	0.040035	-0.043173	0.013865	-0.173667	4.522807	10.16492	0.006205	0.039421	0.019032	100
NUM736	0.000488	-0.001275	0.040035	-0.043173	0.013909	-0.187217	4.475544	9.655967	0.008003	0.048791	0.019152	100
NUM737	0.000491	-0.001275	0.040035	-0.043173	0.013912	-0.187073	4.472698	9.6201	0.008147	0.049089	0.01916	100
NUM738	0.000437	-0.001275	0.040035	-0.043173	0.01393	-0.176206	4.447399	9.246492	0.009821	0.043724	0.01921	100
NUM739	0.000373	-0.001275	0.040035	-0.043173	0.013956	-0.163953	4.413092	8.768132	0.012475	0.03735	0.019281	100
NUM740	0.00035	-0.001275	0.040035	-0.043173	0.01394	-0.161805	4.42996	8.956289	0.011354	0.035026	0.019238	100
NUM741	0.000692	-0.000824	0.040035	-0.043173	0.01392	-0.19878	4.464791	9.598609	0.008235	0.069247	0.019182	100
NUM742	0.000597	-0.000838	0.040035	-0.043173	0.013894	-0.181414	4.490577	9.806099	0.007424	0.059729	0.019112	100
NUM743	0.000396	-0.001275	0.040035	-0.043173	0.013921	-0.14534	4.450651	9.120344	0.01046	0.039643	0.019187	100

Data	Mean	Median	Maximum	Minimum	Std. Dev.	Skewness	Kurtosis	Jarque-Bera	Probability	Sum	Sum Sq. Dev.	Observations
NUM744	0.000389	-0.001275	0.040035	-0.043173	0.013925	-0.144099	4.446111	9.059563	0.010783	0.038945	0.019196	100
NUM745	0.000516	-0.000838	0.040035	-0.043173	0.013915	-0.169689	4.463755	9.407315	0.009062	0.051552	0.019169	100
NUM746	0.000567	-0.000463	0.040035	-0.043173	0.013913	-0.180762	4.469405	9.541051	0.008476	0.05669	0.019163	100
NUM747	0.000401	-0.000838	0.040035	-0.043173	0.013858	-0.154916	4.524659	10.08575	0.006455	0.040111	0.019013	100
NUM748	0.000328	-0.001275	0.040035	-0.043173	0.01385	-0.139733	4.531984	10.10449	0.006395	0.032751	0.018991	100
NUM749	0.000604	-0.000838	0.040035	-0.043173	0.014	-0.157496	4.406789	8.659478	0.013171	0.060436	0.019404	100
NUM750	0.000907	-0.000463	0.040035	-0.043173	0.014094	-0.187409	4.338457	8.049811	0.017865	0.090651	0.019666	100
NUM751	0.000924	-0.000463	0.040035	-0.043173	0.014091	-0.19118	4.34366	8.131756	0.017148	0.092418	0.019656	100
NUM752	0.000607	-0.000714	0.040035	-0.043173	0.01393	-0.175955	4.457486	9.36711	0.009246	0.060668	0.019211	100
NUM753	0.00026	-0.000714	0.040035	-0.043173	0.013419	-0.333586	4.540537	11.74322	0.002818	0.025985	0.017828	100
NUM754	0.000186	-0.001074	0.040035	-0.043173	0.01341	-0.318377	4.546062	11.64901	0.002954	0.018595	0.017802	100
NUM755	0.000482	-0.000714	0.040035	-0.043173	0.013435	-0.355291	4.551111	12.12864	0.002324	0.048185	0.017869	100
NUM756	0.000379	-0.001074	0.040035	-0.043173	0.013439	-0.333067	4.534716	11.66287	0.002934	0.037908	0.017881	100
NUM757	0.000426	-0.000714	0.040035	-0.043173	0.013441	-0.343383	4.536588	11.80313	0.002735	0.042639	0.017886	100
NUM758	0.000236	-0.000714	0.040035	-0.043173	0.013619	-0.331248	4.355639	9.486068	0.008712	0.023601	0.018362	100
NUM759	0.000376	-0.000714	0.040035	-0.043173	0.013456	-0.329808	4.505225	11.25332	0.003601	0.037616	0.017925	100
NUM760	0.000367	-0.000714	0.040035	-0.043173	0.013453	-0.328173	4.507809	11.26783	0.003575	0.036722	0.017918	100
NUM761	0.000437	-0.000463	0.040035	-0.043173	0.013455	-0.343418	4.513228	11.50668	0.003172	0.043728	0.017921	100
NUM762	0.000634	-0.000229	0.040035	-0.043173	0.013335	-0.373112	4.665257	13.8747	0.000971	0.063376	0.017606	100
NUM763	0.001028	-0.000229	0.040035	-0.043173	0.012635	-0.150606	4.513954	9.928269	0.006984	0.102812	0.015805	100
NUM764	0.001033	-0.000229	0.040035	-0.043173	0.012639	-0.150897	4.50942	9.872622	0.007181	0.103299	0.015815	100
NUM765	0.001088	1.90E-05	0.040035	-0.043173	0.012629	-0.163711	4.526256	10.15276	0.006242	0.10878	0.015789	100
NUM766	0.001312	0.000131	0.040035	-0.043173	0.012573	-0.202158	4.605544	11.42185	0.00331	0.131187	0.015649	100
NUM767	0.001457	0.000863	0.040035	-0.043173	0.012546	-0.23329	4.651277	12.26839	0.002167	0.145683	0.015584	100
NUM768	0.001297	0.000131	0.040035	-0.043173	0.012467	-0.213536	4.741825	13.40144	0.00123	0.129672	0.015388	100
NUM769	0.001524	0.000863	0.040035	-0.043173	0.012613	-0.223348	4.598465	11.47762	0.003219	0.152387	0.015749	100
NUM770	0.001307	0.000131	0.040035	-0.043173	0.012609	-0.184626	4.588986	11.08844	0.00391	0.13074	0.01574	100
NUM771	0.001221	1.90E-05	0.040035	-0.043173	0.012615	-0.164581	4.576032	10.80094	0.004514	0.122073	0.015754	100
NUM772	0.001353	0.000131	0.040035	-0.043173	0.012635	-0.191712	4.556648	10.70903	0.004727	0.135306	0.015804	100
NUM773	0.001091	1.90E-05	0.040035	-0.043173	0.012703	-0.153187	4.469975	9.394545	0.00912	0.10913	0.015974	100
NUM774	0.001224	0.000131	0.040035	-0.043173	0.012655	-0.17963	4.539042	10.40716	0.005497	0.122397	0.015854	100
NUM775	0.001049	1.90E-05	0.040035	-0.043173	0.012612	-0.148677	4.584153	10.82483	0.004461	0.104856	0.015747	100
NUM776	0.000744	-0.000229	0.040035	-0.043173	0.012549	-0.116826	4.633073	11.33967	0.003448	0.074367	0.01559	100
NUM777	0.000598	-0.000229	0.040035	-0.043173	0.012745	-0.141973	4.476394	9.418179	0.009013	0.05979	0.01608	100
NUM778	0.00068	-0.000229	0.040035	-0.043173	0.012811	-0.14578	4.403449	8.561157	0.013835	0.067979	0.016248	100
NUM779	0.0007	-0.0002	0.040035	-0.043173	0.012812	-0.150607	4.403667	8.587547	0.013653	0.070044	0.01625	100
NUM780	0.000803	0.000131	0.040035	-0.043173	0.012834	-0.171472	4.379963	8.424621	0.014812	0.080297	0.016306	100
NUM781	0.000772	0.000131	0.040035	-0.043173	0.012849	-0.165476	4.358761	8.149009	0.017001	0.077229	0.016345	100
NUM782	0.000659	0.000131	0.040035	-0.043173	0.012762	-0.159326	4.451341	9.199704	0.010053	0.065885	0.016124	100
NUM783	0.000504	-0.0002	0.040035	-0.043173	0.012775	-0.127105	4.428624	8.77329	0.012442	0.050403	0.016156	100
NUM784	0.000763	-0.0002	0.040035	-0.035518	0.012126	0.229517	3.762046	3.297611	0.192279	0.076333	0.014556	100
NUM785	0.000682	-0.000463	0.040035	-0.035518	0.012157	0.244238	3.732876	3.232146	0.198677	0.068207	0.014631	100
NUM786	0.000829	-0.000463	0.040035	-0.035518	0.012464	0.346156	3.809242	4.725697	0.094152	0.082949	0.015381	100

Data	Mean	Median	Maximum	Minimum	Std. Dev.	Skewness	Kurtosis	Jarque-Bera	Probability	Sum	Sum Sq. Dev.	Observations
NUM787	0.000603	-0.000501	0.040035	-0.035518	0.012326	0.377594	3.954864	6.175312	0.045609	0.060277	0.015042	100
NUM788	0.000348	-0.000737	0.040035	-0.035518	0.012467	0.385759	3.870881	5.640301	0.059597	0.034763	0.015388	100
NUM789	-0.000159	-0.001074	0.040035	-0.043309	0.013188	0.071934	4.31759	7.319758	0.025736	-0.01586	0.017219	100
NUM790	-0.000213	-0.001074	0.040035	-0.043309	0.013208	0.082165	4.294112	7.090546	0.028861	-0.02128	0.017271	100
NUM791	-0.000409	-0.001074	0.040035	-0.043309	0.013418	0.064541	4.138686	5.471947	0.064831	-0.040878	0.017825	100
NUM792	-0.000134	-0.001074	0.040035	-0.043309	0.013741	0.101848	3.97433	4.128382	0.126921	-0.013352	0.018693	100
NUM793	-6.83E-05	-0.000737	0.040035	-0.043309	0.013751	0.087954	3.960789	3.975248	0.137021	-0.006828	0.018721	100
NUM794	-9.76E-06	-0.000737	0.040035	-0.043309	0.013775	0.076998	3.933541	3.730057	0.154892	-0.000976	0.018786	100
NUM795	-0.000118	-0.000737	0.040035	-0.043309	0.01386	0.083555	3.859301	3.193012	0.202603	-0.011774	0.019017	100
NUM796	-0.000458	-0.000737	0.040035	-0.043309	0.014412	-0.069069	3.889661	3.377407	0.184759	-0.045826	0.020563	100
NUM797	-0.000378	-0.000737	0.040035	-0.043309	0.014435	-0.083777	3.868189	3.257613	0.196164	-0.037788	0.020627	100
NUM798	-0.000679	-0.000737	0.040035	-0.043804	0.015017	-0.252383	3.986452	5.11615	0.077454	-0.067855	0.022326	100
NUM799	-0.000557	-0.000737	0.040035	-0.043804	0.014779	-0.193268	3.996558	4.760576	0.092524	-0.055697	0.021625	100
NUM800	-0.000857	-0.000737	0.040035	-0.043804	0.015255	-0.280324	3.91829	4.823257	0.089669	-0.085727	0.023038	100
NUM801	-0.000961	-0.00123	0.040035	-0.043804	0.015284	-0.26063	3.882511	4.377239	0.112071	-0.096133	0.023127	100
NUM802	-0.002046	-0.001629	0.040035	-0.083047	0.017131	-1.147965	7.465856	105.0632	0	-0.204587	0.029052	100
NUM803	-0.001067	-0.001629	0.101605	-0.083047	0.020017	0.542114	11.21904	286.3675	0	-0.10665	0.039667	100
NUM804	-0.000948	-0.00123	0.101605	-0.083047	0.020042	0.523588	11.15049	281.3625	0	-0.094801	0.039767	100
NUM805	-0.000926	-0.00123	0.101605	-0.083047	0.020077	0.52567	11.0883	277.1915	0	-0.092599	0.039905	100
NUM806	-0.00137	-0.001629	0.101605	-0.083047	0.020176	0.553715	10.94475	268.1063	0	-0.137	0.040299	100
NUM807	-0.001386	-0.001629	0.101605	-0.083047	0.02017	0.55618	10.95983	269.1507	0	-0.138553	0.040274	100
NUM808	-0.001459	-0.001629	0.101605	-0.083047	0.02003	0.539145	11.17505	283.3092	0	-0.145899	0.039719	100
NUM809	-0.001204	-0.001629	0.101605	-0.083047	0.020393	0.552777	10.54063	242.0139	0	-0.120362	0.04117	100
NUM810	-0.001649	-0.001771	0.101605	-0.083047	0.020764	0.518284	9.98121	207.549	0	-0.164947	0.042685	100
NUM811	-0.001627	-0.001771	0.101605	-0.083047	0.020771	0.514758	9.965831	206.5946	0	-0.162664	0.042713	100
NUM812	-0.001601	-0.001771	0.101605	-0.083047	0.020753	0.514265	9.996068	208.3452	0	-0.160141	0.042639	100
NUM813	-0.001707	-0.002038	0.101605	-0.083047	0.020735	0.53023	10.04173	211.2939	0	-0.17072	0.042564	100
NUM814	-0.001576	-0.001771	0.101605	-0.083047	0.020752	0.510795	9.99529	208.2405	0	-0.157577	0.042636	100
NUM815	-0.001368	-0.001629	0.101605	-0.083047	0.020808	0.481315	9.872193	200.6404	0	-0.136777	0.042865	100
NUM816	-0.001218	-0.001348	0.101605	-0.083047	0.020861	0.459699	9.761971	194.0398	0	-0.121822	0.043082	100
NUM817	-0.001121	-0.000737	0.101605	-0.083047	0.020851	0.446612	9.771104	194.3571	0	-0.112072	0.043043	100
NUM818	-0.001019	-0.000737	0.101605	-0.083047	0.020906	0.432887	9.664473	188.1865	0	-0.101863	0.043269	100
NUM819	-0.001066	-0.000737	0.101605	-0.083047	0.020924	0.437506	9.635231	186.6331	0	-0.106581	0.043344	100
NUM820	-0.000943	-0.000501	0.101605	-0.083047	0.020932	0.419892	9.610807	185.0333	0	-0.094282	0.043377	100
NUM821	-0.000842	-0.000501	0.101605	-0.083047	0.020904	0.408448	9.653363	187.2273	0	-0.084237	0.043262	100
NUM822	-0.000772	0.000497	0.101605	-0.083047	0.0209	0.398621	9.655816	187.2312	0	-0.077158	0.043244	100
NUM823	-0.000901	-0.000501	0.101605	-0.083047	0.02089	0.41722	9.683583	189.0274	0	-0.09015	0.043204	100
NUM824	-0.000728	0.000497	0.101605	-0.083047	0.020874	0.394837	9.699834	189.6307	0	-0.072832	0.043136	100
NUM825	-0.000573	0.000728	0.101605	-0.083047	0.02082	0.379055	9.786283	194.2849	0	-0.057268	0.042914	100
NUM826	-0.000724	0.000728	0.101605	-0.083047	0.020927	0.383474	9.61213	184.6186	0	-0.072444	0.043354	100
NUM827	-0.001039	-0.000246	0.101605	-0.083047	0.020866	0.422026	9.740819	192.2961	0	-0.10388	0.043105	100
NUM828	-0.001497	-0.000501	0.101605	-0.083047	0.02112	0.426035	9.388094	173.0574	0	-0.149693	0.044161	100
NUM829	-0.001236	-0.000246	0.101605	-0.083047	0.021009	0.406824	9.555664	181.8281	0	-0.123572	0.043697	100

Data	Mean	Median	Maximum	Minimum	Std. Dev.	Skewness	Kurtosis	Jarque-Bera	Probability	Sum	Sum Sq. Dev.	Observations
NUM830	-0.001202	-0.000246	0.101605	-0.083047	0.020993	0.404002	9.582227	183.2441	0	-0.120154	0.043628	100
NUM831	-0.000866	-0.000246	0.101605	-0.083047	0.021314	0.391522	9.084156	156.7921	0	-0.086607	0.044972	100
NUM832	-0.000915	-0.000246	0.101605	-0.083047	0.021339	0.395199	9.046547	154.9394	0	-0.091478	0.045078	100
NUM833	-0.00117	-0.000501	0.101605	-0.083047	0.021275	0.428456	9.169818	161.6706	0	-0.117034	0.04481	100
NUM834	-0.00135	-0.000737	0.101605	-0.083047	0.021258	0.453209	9.213721	164.2997	0	-0.13498	0.044738	100
NUM835	-0.00131	-0.000737	0.101605	-0.083047	0.021245	0.449012	9.233372	165.2557	0	-0.130958	0.044682	100
NUM836	-0.001234	-0.000737	0.101605	-0.083047	0.021304	0.441218	9.131377	159.8853	0	-0.123381	0.044933	100
NUM837	-0.001415	-0.001279	0.101605	-0.083047	0.021244	0.466344	9.247362	166.2476	0	-0.141473	0.04468	100
NUM838	-0.001443	-0.001279	0.101605	-0.083047	0.021253	0.469343	9.233834	165.5909	0	-0.144328	0.044719	100
NUM839	-0.001251	-0.000737	0.101605	-0.083047	0.021277	0.442855	9.177296	162.2644	0	-0.12511	0.044819	100
NUM840	-0.001277	-0.000737	0.101605	-0.083047	0.021267	0.446574	9.197333	163.3527	0	-0.127696	0.044774	100
NUM841	-0.000916	-0.000737	0.101605	-0.083047	0.021874	0.509157	8.561	133.1737	0	-0.091606	0.047369	100
NUM842	-0.000965	-0.001279	0.101605	-0.083047	0.021879	0.51548	8.558648	133.1727	0	-0.096481	0.047389	100
NUM843	-0.000833	-0.000737	0.101605	-0.083047	0.021855	0.500102	8.583079	134.0466	0	-0.083299	0.047286	100
NUM844	-0.0004	-0.000269	0.101605	-0.083047	0.022159	0.469059	8.162745	114.725	0	-0.040047	0.048612	100
NUM845	-0.00076	-0.000737	0.101605	-0.083047	0.02235	0.481288	7.94977	105.9449	0	-0.075957	0.049452	100
NUM846	-0.000853	-0.001279	0.101605	-0.083047	0.022356	0.493264	7.949662	106.1348	0	-0.085285	0.049477	100
NUM847	-0.00099	-0.001279	0.101605	-0.083047	0.022413	0.504172	7.883535	103.607	0	-0.099047	0.049732	100
NUM848	-0.000968	-0.000737	0.101605	-0.083047	0.022413	0.501186	7.881142	103.4596	0	-0.096839	0.049733	100
NUM849	-0.001195	-0.000891	0.101605	-0.083047	0.022295	0.528989	8.059315	111.3166	0	-0.119453	0.04921	100
NUM850	-0.0014	-0.000891	0.101605	-0.083047	0.022191	0.55538	8.223825	118.8422	0	-0.140028	0.04875	100
NUM851	-0.001553	-0.001221	0.101605	-0.083047	0.02224	0.569393	8.168415	116.7056	0	-0.155311	0.048967	100
NUM852	-0.001245	-0.000678	0.101605	-0.083047	0.022361	0.531848	7.97607	107.8864	0	-0.124514	0.049502	100
NUM853	-0.000755	-0.000678	0.101605	-0.083047	0.022985	0.552036	7.39011	85.3835	0	-0.075477	0.052303	100
NUM854	-0.000532	-0.000454	0.101605	-0.083047	0.023083	0.523871	7.251542	79.88906	0	-0.053173	0.052751	100
NUM855	-0.000637	-0.000454	0.101605	-0.083047	0.02303	0.537599	7.326025	82.79393	0	-0.063716	0.052507	100
NUM856	-0.000748	-0.000454	0.101605	-0.083047	0.023079	0.545526	7.276008	81.14433	0	-0.074844	0.052733	100
NUM857	-0.000939	-0.000678	0.101605	-0.083047	0.023124	0.56447	7.240423	80.23206	0	-0.093925	0.052936	100
NUM858	-0.000719	-0.000454	0.101605	-0.083047	0.023029	0.550094	7.332021	83.23677	0	-0.071938	0.052503	100
NUM859	-0.000595	-0.000199	0.101605	-0.083047	0.023021	0.534791	7.329783	82.87929	0	-0.059491	0.052469	100
NUM860	-0.000773	-0.000454	0.101605	-0.083047	0.023055	0.553648	7.304733	82.32013	0	-0.077261	0.052623	100
NUM861	-0.000873	-0.000678	0.101605	-0.083047	0.023055	0.566499	7.314286	82.9031	0	-0.087255	0.052624	100
NUM862	-0.00094	-0.001221	0.101605	-0.083047	0.023056	0.575213	7.320477	83.29168	0	-0.093991	0.052626	100
NUM863	-0.000902	-0.000678	0.101605	-0.083047	0.023057	0.570203	7.315564	83.01924	0	-0.090199	0.05263	100
NUM864	-0.001002	-0.000678	0.101605	-0.083047	0.023025	0.584129	7.364997	85.07511	0	-0.100175	0.052486	100
NUM865	-0.000977	-0.000678	0.101605	-0.083047	0.023029	0.580673	7.357319	84.72898	0	-0.097702	0.052504	100
NUM866	-0.000979	-0.000678	0.101605	-0.083047	0.023028	0.58101	7.358904	84.79306	0	-0.097944	0.052499	100
NUM867	-0.000911	-0.000678	0.101605	-0.083047	0.023061	0.571617	7.311974	82.91708	0	-0.091058	0.052648	100
NUM868	-0.001067	-0.001221	0.101605	-0.083047	0.023111	0.585386	7.265792	81.53203	0	-0.106739	0.052879	100
NUM869	-0.001218	-0.001221	0.101605	-0.083047	0.023017	0.60406	7.393521	86.51075	0	-0.121838	0.052447	100
NUM870	-0.001253	-0.001221	0.101605	-0.083047	0.023032	0.606625	7.37868	86.02005	0	-0.125318	0.052515	100
NUM871	-0.001074	-0.000608	0.101605	-0.083047	0.02308	0.58237	7.300093	82.69758	0	-0.107432	0.052737	100
NUM872	-0.00122	-0.001221	0.101605	-0.083047	0.023057	0.602054	7.344164	84.6735	0	-0.121976	0.05263	100

Data	Mean	Median	Maximum	Minimum	Std. Dev.	Skewness	Kurtosis	Jarque-Bera	Probability	Sum	Sum Sq. Dev.	Observations
NUM873	-0.000997	-0.000608	0.101605	-0.083047	0.023029	0.577762	7.355657	84.61241	0	-0.09966	0.052503	100
NUM874	-0.000886	-0.000608	0.101605	-0.083047	0.023076	0.562694	7.286871	81.84901	0	-0.088613	0.052717	100
NUM875	-0.00078	-0.000199	0.101605	-0.083047	0.023083	0.548605	7.267551	80.89943	0	-0.07799	0.05275	100
NUM876	-0.000578	0.000149	0.101605	-0.083047	0.023074	0.524588	7.259458	80.1823	0	-0.057798	0.05271	100
NUM877	-0.000375	0.000149	0.101605	-0.083047	0.02296	0.5158	7.375947	84.22131	0	-0.037515	0.05219	100
NUM878	-0.000235	0.000149	0.101605	-0.083047	0.023097	0.506292	7.214678	78.28682	0	-0.023516	0.052815	100
NUM879	-0.000121	0.000149	0.101605	-0.083047	0.023137	0.490946	7.156933	76.01753	0	-0.012121	0.052996	100
NUM880	-0.00015	0.000149	0.101605	-0.083047	0.023128	0.494847	7.170461	76.55101	0	-0.01496	0.052954	100
NUM881	6.28E-05	0.000363	0.101605	-0.083047	0.023161	0.467733	7.113124	74.13703	0	0.006283	0.053106	100
NUM882	8.29E-05	0.000363	0.101605	-0.083047	0.023166	0.464979	7.105446	73.83128	0	0.008292	0.053129	100
NUM883	0.00024	0.000842	0.101605	-0.083047	0.023163	0.445538	7.097016	73.24815	0	0.023991	0.053114	100
NUM884	0.000727	0.001372	0.101605	-0.083047	0.023303	0.403228	6.9202	66.74308	0	0.07274	0.053762	100
NUM885	0.000694	0.001372	0.101605	-0.083047	0.023318	0.405927	6.905286	66.29319	0	0.069382	0.053831	100
NUM886	0.000254	0.000842	0.101605	-0.083047	0.023106	0.44425	7.153546	75.17242	0	0.025403	0.052854	100
NUM887	0.000196	0.000842	0.101605	-0.083047	0.023122	0.450332	7.138484	74.7427	0	0.019558	0.052927	100
NUM888	0.000631	0.001372	0.101605	-0.083047	0.023166	0.408622	7.058824	71.42476	0	0.06314	0.053129	100
NUM889	0.000927	0.001372	0.101605	-0.083047	0.022785	0.460582	7.378553	83.4178	0	0.092743	0.051395	100
NUM890	0.001025	0.00149	0.101605	-0.083047	0.022768	0.449159	7.391562	83.71998	0	0.102527	0.051322	100
NUM891	0.001385	0.001603	0.101605	-0.083047	0.022649	0.423608	7.504876	87.54869	0	0.138457	0.050785	100
NUM892	0.001058	0.00149	0.101605	-0.083047	0.022478	0.457668	7.737569	97.01001	0	0.105834	0.050019	100
NUM893	0.000968	0.001372	0.101605	-0.083047	0.022479	0.469576	7.743905	97.44434	0	0.096793	0.050023	100
NUM894	0.001339	0.001372	0.101605	-0.083047	0.022905	0.469378	7.296943	80.6041	0	0.133894	0.051939	100
NUM895	0.001735	0.00149	0.101605	-0.083047	0.022941	0.428666	7.224419	77.41973	0	0.173506	0.052105	100

Output Eviews JAKBIND

Data	Mean	Median	Maximum	Minimum	Std. Dev.	Skewness	Kurtosis	Jarque-Bera	Probability	Sum	Sum Sq. Dev.	Observations
NUM101	0.003144	0.001511	0.04278	-0.040062	0.013892	0.147061	3.408781	1.056709	0.589574	0.314391	0.019107	100
NUM102	0.003046	0.001511	0.04278	-0.040062	0.013849	0.164789	3.452133	1.304358	0.520909	0.304594	0.018987	100
NUM103	0.002935	0.001153	0.04278	-0.040062	0.013873	0.185521	3.434848	1.361522	0.506232	0.293498	0.019055	100
NUM104	0.002924	0.000802	0.04278	-0.040062	0.013875	0.187803	3.433509	1.370872	0.503871	0.292376	0.01906	100
NUM105	0.003248	0.001511	0.04278	-0.040062	0.013578	0.222702	3.521138	1.958202	0.375649	0.324799	0.018252	100
NUM106	0.003308	0.001846	0.04278	-0.040062	0.01357	0.21027	3.525143	1.885955	0.389466	0.330755	0.018231	100
NUM107	0.003355	0.001989	0.04278	-0.040062	0.013568	0.200002	3.524485	1.812865	0.403963	0.335478	0.018225	100
NUM108	0.003548	0.002294	0.04278	-0.040062	0.013601	0.164362	3.485685	1.433124	0.488429	0.354757	0.018313	100
NUM109	0.003735	0.00288	0.04278	-0.040062	0.013683	0.134768	3.410353	1.004331	0.605219	0.373464	0.018535	100
NUM110	0.003357	0.002294	0.04278	-0.040062	0.013435	0.135472	3.503841	1.363611	0.505703	0.335694	0.017869	100
NUM111	0.003169	0.002294	0.04278	-0.040062	0.013274	0.145175	3.624294	1.975193	0.372471	0.316931	0.017445	100
NUM112	0.003069	0.001989	0.04278	-0.040062	0.013254	0.166752	3.650258	2.225248	0.328695	0.306858	0.017391	100
NUM113	0.003175	0.002294	0.04278	-0.040062	0.013235	0.145278	3.66522	2.195583	0.333607	0.317507	0.017341	100
NUM114	0.003051	0.001989	0.04278	-0.040062	0.013241	0.171228	3.665347	2.33318	0.311427	0.305078	0.017356	100
NUM115	0.003202	0.002294	0.04278	-0.040062	0.013281	0.141542	3.618608	1.928386	0.381291	0.320242	0.017462	100
NUM116	0.003332	0.002294	0.04278	-0.040062	0.013397	0.134371	3.524873	1.448804	0.484614	0.333181	0.017769	100
NUM117	0.003513	0.00288	0.04278	-0.040062	0.013458	0.10273	3.465875	1.080222	0.582684	0.35134	0.017929	100
NUM118	0.003694	0.00339	0.04278	-0.040062	0.013394	0.074653	3.516273	1.203459	0.547863	0.369356	0.01776	100
NUM119	0.003945	0.003584	0.04278	-0.040062	0.013279	0.048176	3.596169	1.519589	0.467763	0.394475	0.017457	100
NUM120	0.004104	0.003919	0.04278	-0.040062	0.01332	0.018481	3.556161	1.294503	0.523483	0.410375	0.017564	100
NUM121	0.003847	0.003919	0.04278	-0.040062	0.013831	-0.15708	3.727286	2.615173	0.270472	0.384673	0.018937	100
NUM122	0.004163	0.003919	0.04278	-0.035599	0.013162	0.113946	3.273861	0.528892	0.767631	0.416276	0.017151	100
NUM123	0.00403	0.003584	0.04278	-0.035599	0.013181	0.140575	3.261664	0.614637	0.735416	0.402991	0.017201	100
NUM124	0.003579	0.00339	0.04278	-0.035599	0.013616	0.042815	3.336628	0.502711	0.777746	0.357862	0.018355	100
NUM125	0.003441	0.00339	0.04278	-0.035599	0.013532	0.060334	3.406975	0.750787	0.687019	0.344077	0.018128	100
NUM126	0.003392	0.00339	0.04278	-0.035599	0.013521	0.070719	3.41862	0.81353	0.665801	0.339196	0.018099	100
NUM127	0.002818	0.00288	0.04278	-0.035599	0.0139	-0.045088	3.571494	1.394736	0.497894	0.281758	0.019129	100
NUM128	0.002596	0.002294	0.04278	-0.035599	0.014054	-0.028841	3.463442	0.908774	0.634837	0.259593	0.019554	100
NUM129	0.002979	0.00288	0.04278	-0.035599	0.014041	-0.059663	3.474331	0.996786	0.607506	0.297881	0.019516	100
NUM130	0.00283	0.002294	0.04278	-0.035599	0.014093	-0.034254	3.426544	0.777637	0.677857	0.28301	0.019664	100
NUM131	0.002868	0.002294	0.04278	-0.035599	0.014051	-0.032626	3.453223	0.87362	0.646094	0.2868	0.019546	100
NUM132	0.002983	0.00288	0.04278	-0.035599	0.014034	-0.055583	3.470314	0.973139	0.614732	0.298312	0.019499	100
NUM133	0.002794	0.00288	0.04278	-0.035599	0.014174	-0.041529	3.371751	0.604574	0.739126	0.279404	0.019888	100
NUM134	0.00219	0.00288	0.04278	-0.062251	0.01559	-0.6513	5.284667	28.81862	0.000001	0.218954	0.024061	100
NUM135	0.001585	0.00288	0.04278	-0.070283	0.017154	-1.144648	6.683518	78.3716	0	0.15853	0.029132	100
NUM136	0.002143	0.00288	0.065366	-0.070283	0.018286	-0.607016	6.753964	64.85883	0	0.214327	0.033105	100
NUM137	0.002221	0.00288	0.065366	-0.070283	0.018245	-0.620221	6.822871	67.30434	0	0.222095	0.032956	100
NUM138	0.002593	0.00339	0.065366	-0.070283	0.018273	-0.656899	6.839681	68.62171	0	0.259308	0.033057	100
NUM139	0.002662	0.00339	0.065366	-0.070283	0.018301	-0.663283	6.809715	67.80712	0	0.266163	0.033157	100
NUM140	0.002853	0.003584	0.065366	-0.070283	0.018358	-0.682788	6.757821	66.60838	0	0.285299	0.033364	100
NUM141	0.002943	0.003789	0.065366	-0.070283	0.018376	-0.694787	6.746	66.5143	0	0.294334	0.033428	100

Data	Mean	Median	Maximum	Minimum	Std. Dev.	Skewness	Kurtosis	Jarque-Bera	Probability	Sum	Sum Sq. Dev.	Observations
NUM142	0.002736	0.003584	0.065366	-0.070283	0.018431	-0.6607	6.639159	62.45656	0	0.273581	0.033631	100
NUM143	0.002782	0.003584	0.065366	-0.070283	0.018414	-0.668961	6.670079	63.58132	0	0.278155	0.033568	100
NUM144	0.003094	0.003789	0.065366	-0.070283	0.018413	-0.707799	6.717783	65.94094	0	0.309433	0.033566	100
NUM145	0.002911	0.003789	0.065366	-0.070283	0.018263	-0.717776	6.882237	71.38575	0	0.291056	0.033019	100
NUM146	0.002957	0.003789	0.065366	-0.070283	0.018254	-0.726195	6.9028	72.25536	0	0.295712	0.032988	100
NUM147	0.002942	0.003789	0.065366	-0.070283	0.018256	-0.723448	6.897764	72.02528	0	0.294151	0.032994	100
NUM148	0.002901	0.003789	0.065366	-0.070283	0.01826	-0.716336	6.885428	71.45459	0	0.29007	0.033008	100
NUM149	0.003005	0.004117	0.065366	-0.070283	0.018257	-0.733313	6.905791	72.5258	0	0.300457	0.032999	100
NUM150	0.002773	0.003789	0.065366	-0.070283	0.01815	-0.721098	7.017798	75.92762	0	0.277262	0.032613	100
NUM151	0.00281	0.003789	0.065366	-0.070283	0.01814	-0.727973	7.038506	76.78876	0	0.280966	0.032578	100
NUM152	0.002887	0.00403	0.065366	-0.070283	0.018129	-0.741757	7.068523	78.14037	0	0.288713	0.032537	100
NUM153	0.002877	0.00403	0.065366	-0.070283	0.01814	-0.74071	7.05244	77.57032	0	0.287697	0.032577	100
NUM154	0.003012	0.00403	0.065366	-0.070283	0.018292	-0.715759	6.888256	71.53243	0	0.301171	0.033125	100
NUM155	0.002955	0.003789	0.065366	-0.070283	0.018284	-0.707502	6.890528	71.41018	0	0.295492	0.033098	100
NUM156	0.002853	0.003789	0.065366	-0.070283	0.01831	-0.689229	6.83777	69.28593	0	0.285271	0.033189	100
NUM157	0.002783	0.003074	0.065366	-0.070283	0.018312	-0.677693	6.823554	68.56933	0	0.278348	0.033199	100
NUM158	0.002954	0.003074	0.065366	-0.070283	0.01849	-0.653957	6.63812	62.27731	0	0.29535	0.033847	100
NUM159	0.002895	0.003074	0.065366	-0.070283	0.018469	-0.648082	6.659919	62.8127	0	0.289538	0.033769	100
NUM160	0.003021	0.003789	0.065366	-0.070283	0.018436	-0.669923	6.724462	65.27835	0	0.302089	0.033649	100
NUM161	0.003114	0.00403	0.065366	-0.070283	0.018425	-0.685832	6.754148	66.56285	0	0.3114	0.033609	100
NUM162	0.002609	0.003789	0.065366	-0.070283	0.018467	-0.651446	6.637212	62.19516	0	0.260859	0.033761	100
NUM163	0.002841	0.00403	0.065366	-0.070283	0.018398	-0.688612	6.763509	66.91978	0	0.284133	0.033511	100
NUM164	0.002795	0.00403	0.065366	-0.070283	0.018383	-0.683519	6.778363	67.27007	0	0.279486	0.033456	100
NUM165	0.002556	0.00403	0.065366	-0.070283	0.018541	-0.649791	6.544753	59.39244	0	0.255589	0.034034	100
NUM166	0.002746	0.004193	0.065366	-0.070283	0.018535	-0.678543	6.5801	61.07832	0	0.274571	0.034013	100
NUM167	0.002678	0.004193	0.065366	-0.070283	0.018458	-0.690495	6.659061	63.73276	0	0.26775	0.033728	100
NUM168	0.0024	0.00403	0.065366	-0.070283	0.018558	-0.648772	6.490675	57.78513	0	0.239962	0.034097	100
NUM169	0.002424	0.00403	0.065366	-0.070283	0.018545	-0.653071	6.511828	58.49559	0	0.242448	0.034049	100
NUM170	0.002563	0.00403	0.065366	-0.070283	0.018636	-0.655214	6.415967	55.77521	0	0.256266	0.034384	100
NUM171	0.002669	0.004193	0.065366	-0.070283	0.018649	-0.670276	6.413371	56.03411	0	0.266896	0.034432	100
NUM172	0.002686	0.004193	0.065366	-0.070283	0.018652	-0.672659	6.411814	56.04313	0	0.268619	0.034443	100
NUM173	0.002917	0.004356	0.065366	-0.070283	0.018712	-0.696081	6.369864	55.3921	0	0.291687	0.034664	100
NUM174	0.002709	0.004356	0.065366	-0.070283	0.018574	-0.696011	6.50689	59.31667	0	0.270875	0.034155	100
NUM175	0.002391	0.004193	0.065366	-0.070283	0.0184	-0.691999	6.667445	64.02334	0	0.239114	0.033519	100
NUM176	0.002546	0.004193	0.065366	-0.070283	0.018288	-0.715656	6.839435	69.95798	0	0.254618	0.033112	100
NUM177	0.00254	0.004193	0.065366	-0.070283	0.018293	-0.714605	6.831837	69.69007	0	0.253971	0.033129	100
NUM178	0.002029	0.00403	0.065366	-0.070283	0.018552	-0.677077	6.502797	58.76383	0	0.202859	0.034074	100
NUM179	0.002432	0.004193	0.065366	-0.070283	0.018911	-0.628441	6.221793	49.83208	0	0.243182	0.035404	100
NUM180	0.002465	0.004193	0.065366	-0.070283	0.018906	-0.634061	6.23226	50.23183	0	0.24649	0.035386	100
NUM181	0.002665	0.004356	0.065366	-0.070283	0.018947	-0.657468	6.209125	50.11475	0	0.266479	0.035538	100
NUM182	0.002473	0.004356	0.065366	-0.070283	0.018809	-0.659449	6.342691	53.80448	0	0.247281	0.035024	100
NUM183	0.002743	0.004478	0.065366	-0.070283	0.018839	-0.691476	6.344722	54.58216	0	0.274299	0.035136	100
NUM184	0.003026	0.004577	0.065366	-0.070283	0.019007	-0.693976	6.196305	50.59489	0	0.302646	0.035765	100

Data	Mean	Median	Maximum	Minimum	Std. Dev.	Skewness	Kurtosis	Jarque-Bera	Probability	Sum	Sum Sq. Dev.	Observations
NUM185	0.003305	0.004746	0.065366	-0.070283	0.018915	-0.735805	6.347489	55.71383	0	0.330456	0.03542	100
NUM186	0.003526	0.004746	0.065366	-0.070283	0.018752	-0.767609	6.576472	63.11687	0	0.352613	0.03481	100
NUM187	0.003305	0.004577	0.065366	-0.070283	0.018643	-0.757913	6.680419	66.01339	0	0.330466	0.034408	100
NUM188	0.003005	0.004478	0.065366	-0.070283	0.018847	-0.718152	6.39608	56.65136	0	0.300506	0.035167	100
NUM189	0.003227	0.004577	0.065366	-0.070283	0.018939	-0.733024	6.317562	54.81463	0	0.322695	0.035508	100
NUM190	0.003164	0.004577	0.065366	-0.070283	0.018895	-0.733027	6.361677	56.04246	0	0.316433	0.035344	100
NUM191	0.002754	0.004478	0.065366	-0.070283	0.019179	-0.692399	6.028606	46.20883	0	0.275442	0.036415	100
NUM192	0.002862	0.004577	0.065366	-0.070283	0.0192	-0.705794	6.017925	46.2519	0	0.286164	0.036496	100
NUM193	0.002414	0.004478	0.065366	-0.070283	0.019136	-0.676185	6.015395	45.50629	0	0.241367	0.036251	100
NUM194	0.002018	0.004356	0.065366	-0.070283	0.018696	-0.763354	6.31134	55.39919	0	0.201835	0.034606	100
NUM195	0.002466	0.004356	0.065366	-0.070283	0.019351	-0.58175	6.010608	43.40622	0	0.246642	0.037073	100
NUM196	0.002616	0.004356	0.065366	-0.070283	0.019447	-0.585651	5.921795	41.28681	0	0.261554	0.037441	100
NUM197	0.002387	0.004356	0.065366	-0.070283	0.019632	-0.560983	5.712302	35.89746	0	0.238686	0.038156	100
NUM198	0.00231	0.004356	0.065366	-0.070283	0.019661	-0.548527	5.670629	34.73244	0	0.230982	0.03827	100
NUM199	0.002407	0.004356	0.065366	-0.070283	0.019636	-0.564312	5.710061	35.90926	0	0.240722	0.038173	100
NUM200	0.002002	0.004356	0.065366	-0.070283	0.020026	-0.547897	5.383414	28.67263	0.000001	0.200169	0.039702	100
NUM201	0.001738	0.004193	0.065366	-0.070283	0.019897	-0.533862	5.477597	30.32716	0	0.173809	0.039192	100
NUM202	0.001636	0.00403	0.065366	-0.070283	0.01991	-0.51789	5.452461	29.53086	0	0.163559	0.039244	100
NUM203	0.001664	0.00403	0.065366	-0.070283	0.019902	-0.522424	5.464398	29.85401	0	0.16637	0.039211	100
NUM204	0.001642	0.00403	0.065366	-0.070283	0.019905	-0.519009	5.458836	29.68064	0	0.164229	0.039223	100
NUM205	0.001763	0.00403	0.065366	-0.070283	0.019973	-0.525543	5.402466	28.65261	0.000001	0.176345	0.039494	100
NUM206	0.001948	0.00403	0.065366	-0.070283	0.020084	-0.532709	5.316515	27.08899	0.000001	0.194757	0.039932	100
NUM207	0.001763	0.003601	0.065366	-0.070283	0.02014	-0.505124	5.241903	25.19471	0.000003	0.176252	0.040155	100
NUM208	0.001536	0.002883	0.065366	-0.070283	0.020112	-0.477281	5.246148	24.81822	0.000004	0.153607	0.040047	100
NUM209	0.001239	0.002374	0.065366	-0.070283	0.020072	-0.444538	5.256513	24.5096	0.000005	0.123943	0.039886	100
NUM210	0.001557	0.002883	0.065366	-0.070283	0.020198	-0.4661	5.174209	23.31742	0.000009	0.155658	0.040389	100
NUM211	0.001648	0.002883	0.065366	-0.070283	0.020236	-0.474676	5.146084	22.94561	0.00001	0.164844	0.040539	100
NUM212	0.001556	0.002883	0.065366	-0.070283	0.020261	-0.460487	5.112762	22.13315	0.000016	0.155645	0.04064	100
NUM213	0.001447	0.002374	0.065366	-0.070283	0.020266	-0.444373	5.098319	21.63672	0.00002	0.144742	0.040659	100
NUM214	0.001535	0.002883	0.065366	-0.070283	0.020262	-0.457423	5.109663	22.03176	0.000016	0.153507	0.040645	100
NUM215	0.001313	0.002374	0.065366	-0.070283	0.020244	-0.429123	5.107645	21.57814	0.000021	0.131272	0.04057	100
NUM216	0.000901	0.002041	0.065366	-0.070283	0.020246	-0.389033	5.072621	20.42143	0.000037	0.090095	0.040578	100
NUM217	0.00075	0.001844	0.065366	-0.070283	0.020181	-0.375312	5.122073	21.11096	0.000026	0.075012	0.04032	100
NUM218	0.000489	0.001668	0.065366	-0.070283	0.020256	-0.341038	5.03554	19.20271	0.000068	0.048903	0.040621	100
NUM219	0.000338	0.001461	0.065366	-0.070283	0.020238	-0.320734	5.042759	19.10144	0.000071	0.033764	0.040549	100
NUM220	0.000181	0.001082	0.065366	-0.070283	0.020182	-0.304279	5.086719	19.68642	0.000053	0.01815	0.040322	100
NUM221	0.000704	0.001461	0.065366	-0.070283	0.01992	-0.330933	5.288006	23.63765	0.000007	0.070387	0.039286	100
NUM222	0.000883	0.001668	0.065366	-0.070283	0.019918	-0.356318	5.30324	24.21986	0.000006	0.088284	0.039275	100
NUM223	0.001049	0.001844	0.065366	-0.070283	0.019942	-0.378059	5.290528	24.24265	0.000005	0.104869	0.039371	100
NUM224	0.001336	0.001844	0.065366	-0.070283	0.019673	-0.391715	5.530997	29.24877	0	0.133604	0.038315	100
NUM225	0.001249	0.001668	0.065366	-0.070283	0.019676	-0.378368	5.52015	28.84919	0.000001	0.124873	0.038329	100
NUM226	0.001257	0.001668	0.065366	-0.070283	0.019678	-0.379461	5.519372	28.84666	0.000001	0.125652	0.038334	100
NUM227	0.001529	0.001668	0.065366	-0.070283	0.019362	-0.377254	5.788402	34.76862	0	0.152908	0.037116	100

Data	Mean	Median	Maximum	Minimum	Std. Dev.	Skewness	Kurtosis	Jarque-Bera	Probability	Sum	Sum Sq. Dev.	Observations
NUM228	0.001798	0.001844	0.065366	-0.070283	0.019276	-0.413338	5.90501	38.01031	0	0.179761	0.036783	100
NUM229	0.00167	0.001844	0.065366	-0.070283	0.019186	-0.40955	5.993434	40.13156	0	0.167025	0.036443	100
NUM230	0.00167	0.001844	0.065366	-0.070283	0.019187	-0.409448	5.992865	40.11597	0	0.166952	0.036445	100
NUM231	0.00134	0.001844	0.065366	-0.070283	0.01968	-0.45113	5.670395	33.10451	0	0.134003	0.038341	100
NUM232	0.000639	0.001668	0.065366	-0.070283	0.02071	-0.596145	5.512917	32.2346	0	0.063883	0.042463	100
NUM233	0.00099	0.001844	0.065366	-0.070283	0.020709	-0.635049	5.556444	33.95231	0	0.099006	0.042457	100
NUM234	0.001471	0.001844	0.065366	-0.070283	0.019762	-0.476082	5.677071	33.63886	0	0.147146	0.038662	100
NUM235	0.001998	0.001844	0.065366	-0.063466	0.018491	-0.084988	5.109006	18.65332	0.000089	0.199837	0.033849	100
NUM236	0.000595	0.001668	0.052172	-0.074972	0.018953	-0.914694	5.82386	47.1702	0	0.059499	0.035561	100
NUM237	0.001257	0.001844	0.062688	-0.074972	0.019938	-0.57912	5.785317	37.91462	0	0.125727	0.039356	100
NUM238	0.001309	0.001844	0.062688	-0.074972	0.02	-0.57048	5.737793	36.65541	0	0.130883	0.0396	100
NUM239	0.001678	0.001844	0.062688	-0.074972	0.020556	-0.444773	5.49723	29.28104	0	0.167782	0.041834	100
NUM240	0.001183	0.001668	0.062688	-0.074972	0.02076	-0.40697	5.306766	24.93195	0.000004	0.118284	0.042669	100
NUM241	0.001154	0.001668	0.062688	-0.074972	0.020749	-0.404136	5.316151	25.07441	0.000004	0.115382	0.04262	100
NUM242	0.001408	0.001844	0.062688	-0.074972	0.020736	-0.437069	5.348584	26.16652	0.000002	0.140793	0.04257	100
NUM243	0.00152	0.002041	0.062688	-0.074972	0.020749	-0.451946	5.345355	26.3238	0.000002	0.152009	0.042622	100
NUM244	0.001354	0.001885	0.062688	-0.074972	0.020678	-0.438056	5.400232	27.20287	0.000001	0.13538	0.04233	100
NUM245	0.001307	0.001885	0.062688	-0.074972	0.020666	-0.432335	5.408133	27.27816	0.000001	0.130658	0.042282	100
NUM246	0.001136	0.001876	0.062688	-0.074972	0.020732	-0.408535	5.329896	25.40008	0.000003	0.113581	0.042552	100
NUM247	0.000974	0.001876	0.062688	-0.074972	0.020802	-0.38664	5.250836	23.60094	0.000008	0.097449	0.04284	100
NUM248	0.000826	0.001876	0.062688	-0.074972	0.020868	-0.366655	5.177738	22.00119	0.000017	0.082558	0.043113	100
NUM249	0.000687	0.001668	0.062688	-0.074972	0.020868	-0.34739	5.168353	21.60197	0.00002	0.068705	0.043113	100
NUM250	0.00086	0.001876	0.062688	-0.074972	0.020931	-0.364475	5.121917	20.97459	0.000028	0.086042	0.043373	100
NUM251	0.00127	0.002073	0.062688	-0.074972	0.021311	-0.33587	4.917787	17.20476	0.000184	0.12699	0.04496	100
NUM252	0.001042	0.001876	0.062688	-0.074972	0.021402	-0.307723	4.828204	15.50459	0.00043	0.104161	0.045347	100
NUM253	0.001208	0.001876	0.062688	-0.074972	0.021323	-0.328202	4.904876	16.91425	0.000212	0.120764	0.045011	100
NUM254	0.000943	0.001876	0.062688	-0.074972	0.021125	-0.325353	5.038493	19.07864	0.000072	0.094257	0.04418	100
NUM255	0.000779	0.001668	0.062688	-0.074972	0.021176	-0.303225	4.983133	17.91916	0.000129	0.077946	0.044392	100
NUM256	0.00088	0.001876	0.062688	-0.074972	0.021164	-0.317664	5.000089	18.35	0.000104	0.08805	0.044342	100
NUM257	0.000893	0.001876	0.062688	-0.074972	0.021163	-0.319465	5.001728	18.39644	0.000101	0.089292	0.044339	100
NUM258	0.000673	0.001876	0.062688	-0.074972	0.020966	-0.324876	5.137862	20.80263	0.00003	0.06728	0.043517	100
NUM259	0.000386	0.001668	0.062688	-0.074972	0.021077	-0.291472	5.026142	18.52115	0.000095	0.038622	0.043982	100
NUM260	0.000418	0.001668	0.062688	-0.074972	0.021086	-0.295291	5.019969	18.45443	0.000098	0.04177	0.044017	100
NUM261	0.000376	0.001461	0.062688	-0.074972	0.02108	-0.289714	5.023473	18.45909	0.000098	0.037587	0.043991	100
NUM262	0.000413	0.001461	0.062688	-0.074972	0.02104	-0.290551	5.054758	18.9988	0.000075	0.041268	0.043826	100
NUM263	9.17E-05	0.001401	0.062688	-0.074972	0.021152	-0.254819	4.946597	16.87071	0.000217	0.009165	0.044295	100
NUM264	-6.51E-05	0.001062	0.062688	-0.074972	0.021163	-0.233242	4.929522	16.41943	0.000272	-0.006512	0.044341	100
NUM265	3.84E-06	0.001062	0.062688	-0.074972	0.021104	-0.237839	4.979531	17.27004	0.000178	0.000384	0.044094	100
NUM266	-0.000103	0.000803	0.062688	-0.074972	0.021072	-0.225286	5.004301	17.58432	0.000152	-0.010324	0.04396	100
NUM267	-0.000779	0.000333	0.062688	-0.074972	0.021495	-0.234127	4.817912	14.68362	0.000648	-0.077904	0.04574	100
NUM268	-0.000499	0.000803	0.062688	-0.074972	0.02145	-0.268419	4.867198	15.72759	0.000384	-0.04988	0.045552	100
NUM269	-0.000328	0.001123	0.062688	-0.074972	0.021474	-0.289821	4.855704	15.74843	0.00038	-0.032761	0.045651	100
NUM270	-0.001021	0.000803	0.062688	-0.074972	0.021878	-0.292635	4.680655	13.19642	0.001363	-0.102143	0.047385	100

Data	Mean	Median	Maximum	Minimum	Std. Dev.	Skewness	Kurtosis	Jarque-Bera	Probability	Sum	Sum Sq. Dev.	Observations
NUM271	-0.001413	0.000333	0.062688	-0.074972	0.022025	-0.255265	4.562224	11.25493	0.003598	-0.141345	0.048026	100
NUM272	-0.001613	-0.00018	0.062688	-0.074972	0.022041	-0.22945	4.540619	10.76707	0.004592	-0.161334	0.048097	100
NUM273	-0.001804	-0.00018	0.062688	-0.074972	0.021943	-0.214995	4.606951	11.52993	0.003136	-0.180353	0.047666	100
NUM274	-0.001957	-0.000487	0.062688	-0.074972	0.021951	-0.194633	4.594572	11.22578	0.003651	-0.19568	0.047701	100
NUM275	-0.001645	-0.00018	0.062688	-0.074972	0.022151	-0.207119	4.474338	9.771936	0.007552	-0.164543	0.048577	100
NUM276	-0.001106	1.34E-05	0.062688	-0.074972	0.022768	-0.136583	4.310498	7.466764	0.023912	-0.110614	0.051319	100
NUM277	-0.000882	0.000423	0.062688	-0.074972	0.022778	-0.163593	4.30893	7.584784	0.022542	-0.088172	0.051366	100
NUM278	-0.000539	0.000803	0.062688	-0.074972	0.022554	-0.186244	4.453266	9.378043	0.009196	-0.053941	0.05036	100
NUM279	-0.000904	0.000803	0.062688	-0.074972	0.022203	-0.20254	4.625794	11.69706	0.002884	-0.090362	0.048802	100
NUM280	-0.001045	0.000423	0.062688	-0.074972	0.022232	-0.184047	4.597036	11.19174	0.003713	-0.104516	0.048932	100
NUM281	-0.00127	1.34E-05	0.062688	-0.074972	0.022168	-0.160067	4.639468	11.62642	0.002988	-0.12703	0.048651	100
NUM282	-0.001332	1.34E-05	0.062688	-0.074972	0.022155	-0.15238	4.648355	11.70814	0.002868	-0.133185	0.048594	100
NUM283	-0.001997	-0.00018	0.062688	-0.074972	0.022558	-0.153841	4.488012	9.620198	0.008147	-0.199702	0.050379	100
NUM284	-0.00227	-0.00018	0.062688	-0.074972	0.022354	-0.146172	4.612518	11.19033	0.003716	-0.227002	0.04947	100
NUM285	-0.00263	-0.000487	0.062688	-0.074972	0.02243	-0.109088	4.55152	10.22839	0.006011	-0.262991	0.049807	100
NUM286	-0.002768	-0.001163	0.062688	-0.074972	0.022451	-0.091312	4.532172	9.920432	0.007011	-0.276774	0.049902	100
NUM287	-0.003179	-0.001919	0.062688	-0.074972	0.022749	-0.076821	4.363191	7.84123	0.019829	-0.317917	0.051233	100
NUM288	-0.002735	-0.001163	0.062688	-0.074972	0.022762	-0.116575	4.362687	7.96365	0.018652	-0.273482	0.051294	100
NUM289	-0.002609	-0.001163	0.062688	-0.074972	0.022934	-0.099779	4.292816	7.129987	0.028297	-0.260924	0.052069	100
NUM290	-0.00305	-0.001919	0.062688	-0.074972	0.023052	-0.06271	4.219624	6.26339	0.043644	-0.305046	0.052607	100
NUM291	-0.002717	-0.001163	0.062688	-0.074972	0.02289	-0.090143	4.322856	7.426874	0.024394	-0.271684	0.051871	100
NUM292	-0.002801	-0.001163	0.062688	-0.074972	0.022851	-0.082014	4.349492	7.700138	0.021278	-0.280076	0.051694	100
NUM293	-0.002563	-0.000487	0.062688	-0.074972	0.022825	-0.110514	4.371855	8.04517	0.017907	-0.256287	0.051578	100
NUM294	-0.002573	-0.000487	0.062688	-0.074972	0.022823	-0.109231	4.373521	8.059527	0.017779	-0.257344	0.051567	100
NUM295	-0.003131	-0.001163	0.062688	-0.074972	0.022143	-0.197039	4.530973	10.41323	0.00548	-0.313143	0.04854	100
NUM296	-0.003568	-0.001919	0.062688	-0.074972	0.022065	-0.160771	4.566239	10.65206	0.004863	-0.356757	0.048202	100
NUM297	-0.003226	-0.001163	0.062688	-0.074972	0.022001	-0.19798	4.623486	11.63538	0.002974	-0.32262	0.047921	100
NUM298	-0.003286	-0.001163	0.062688	-0.074972	0.022025	-0.190458	4.6021	11.29926	0.003519	-0.328627	0.048026	100
NUM299	-0.003186	-0.001163	0.062688	-0.074972	0.022073	-0.199509	4.568242	10.91083	0.004273	-0.318634	0.048235	100
NUM300	-0.002997	-0.001163	0.062688	-0.074972	0.021861	-0.197349	4.699067	12.67756	0.001766	-0.299661	0.047311	100
NUM301	-0.00273	-0.000487	0.062688	-0.074972	0.022039	-0.208201	4.584479	11.18319	0.003729	-0.273	0.048087	100
NUM302	-0.002724	-0.000487	0.062688	-0.074972	0.022038	-0.208992	4.585341	11.20007	0.003698	-0.272427	0.048084	100
NUM303	-0.002431	-0.00018	0.062688	-0.074972	0.022232	-0.220177	4.46896	9.798977	0.00745	-0.243083	0.048932	100
NUM304	-0.002188	1.34E-05	0.062688	-0.074972	0.022366	-0.235625	4.386808	8.938809	0.011454	-0.218846	0.049525	100
NUM305	-0.002429	-0.00018	0.062688	-0.074972	0.022266	-0.214928	4.448165	9.508162	0.008616	-0.242922	0.049081	100
NUM306	-0.00265	-0.00018	0.062688	-0.074972	0.022121	-0.204396	4.539542	10.57209	0.005062	-0.264976	0.048444	100
NUM307	-0.002536	-0.00018	0.062688	-0.074972	0.022094	-0.219425	4.565348	11.0121	0.004062	-0.253644	0.048327	100
NUM308	-0.002447	1.34E-05	0.062688	-0.074972	0.022093	-0.23151	4.570092	11.1649	0.003763	-0.244692	0.048321	100
NUM309	-0.002168	0.000154	0.062688	-0.074972	0.022163	-0.2597	4.530795	10.88796	0.004322	-0.216835	0.048628	100
NUM310	-0.00221	0.000154	0.062688	-0.074972	0.022115	-0.263214	4.556593	11.25045	0.003606	-0.220975	0.048418	100
NUM311	-0.002065	0.000154	0.062688	-0.074972	0.022272	-0.253952	4.471708	10.09955	0.006411	-0.206497	0.049106	100
NUM312	-0.001806	0.000531	0.062688	-0.074972	0.022347	-0.27935	4.429914	9.820005	0.007372	-0.180627	0.049438	100
NUM313	-0.001528	0.000861	0.062688	-0.074972	0.022482	-0.297956	4.353282	9.110343	0.010513	-0.152763	0.050039	100

Data	Mean	Median	Maximum	Minimum	Std. Dev.	Skewness	Kurtosis	Jarque-Bera	Probability	Sum	Sum Sq. Dev.	Observations
NUM314	-0.001433	0.000861	0.062688	-0.074972	0.02253	-0.305314	4.323817	8.85566	0.01194	-0.143264	0.050254	100
NUM315	-0.001201	0.000874	0.062688	-0.074972	0.022581	-0.329924	4.30117	8.868506	0.011864	-0.120124	0.050479	100
NUM316	-0.000393	0.001132	0.062688	-0.074972	0.023349	-0.203792	4.30088	7.743383	0.020823	-0.039317	0.053973	100
NUM317	-0.000572	0.000874	0.062688	-0.074972	0.023401	-0.182439	4.259326	7.162659	0.027839	-0.057227	0.054211	100
NUM318	-0.000347	0.001132	0.062688	-0.074972	0.023338	-0.208596	4.309677	7.872094	0.019525	-0.034673	0.05392	100
NUM319	-0.000318	0.001132	0.062688	-0.074972	0.023334	-0.212339	4.31349	7.94003	0.018873	-0.031802	0.053903	100
NUM320	-0.000319	0.001132	0.062688	-0.074972	0.023334	-0.212245	4.313464	7.939079	0.018882	-0.031875	0.053903	100
NUM321	-0.000732	0.000874	0.062688	-0.074972	0.023397	-0.17262	4.262503	7.137931	0.028185	-0.073214	0.054192	100
NUM322	-0.000794	0.000874	0.062688	-0.074972	0.023377	-0.165802	4.274242	7.223564	0.027004	-0.079438	0.054104	100
NUM323	-0.000977	0.000861	0.062688	-0.074972	0.023346	-0.144777	4.291146	7.295415	0.026051	-0.097664	0.053961	100
NUM324	-0.001228	0.000861	0.062688	-0.074972	0.023502	-0.125043	4.190652	6.167476	0.045788	-0.122829	0.05468	100
NUM325	-0.001386	0.000861	0.062688	-0.074972	0.023573	-0.108559	4.141084	5.621721	0.060153	-0.138623	0.055011	100
NUM326	-0.001288	0.000861	0.062688	-0.074972	0.023618	-0.117493	4.112886	5.390555	0.067524	-0.12884	0.055225	100
NUM327	-0.001179	0.000874	0.062688	-0.074972	0.023615	-0.131202	4.117243	5.487866	0.064317	-0.117936	0.055211	100
NUM328	-0.001377	0.000861	0.062688	-0.074972	0.023613	-0.107494	4.114903	5.371789	0.06816	-0.137702	0.0552	100
NUM329	-0.001651	0.000531	0.062688	-0.074972	0.023653	-0.076813	4.085086	5.00422	0.081912	-0.165052	0.055388	100
NUM330	-0.001456	0.000861	0.062688	-0.074972	0.023668	-0.099934	4.078467	5.012663	0.081567	-0.145562	0.055456	100
NUM331	-0.001059	0.000861	0.062688	-0.074972	0.023281	-0.095579	4.249972	6.662387	0.03575	-0.105876	0.053659	100
NUM332	-0.00056	0.000861	0.062688	-0.074972	0.02245	0.042717	4.300009	7.072182	0.029127	-0.056003	0.049897	100
NUM333	-0.000687	0.000861	0.062688	-0.074972	0.022378	0.054368	4.351424	7.659045	0.02172	-0.068683	0.049578	100
NUM334	-0.000377	0.000874	0.062688	-0.074972	0.022405	0.019573	4.331227	7.390409	0.024842	-0.037746	0.049695	100
NUM335	-0.000327	0.000874	0.062688	-0.074972	0.022371	0.015857	4.354351	7.646968	0.021852	-0.032706	0.049547	100
NUM336	0.000346	0.000874	0.062688	-0.048337	0.021078	0.373104	3.86681	5.45078	0.065521	0.034603	0.043983	100
NUM337	-0.00019	0.000874	0.061229	-0.048337	0.020137	0.207762	3.722743	2.89591	0.235051	-0.019001	0.040144	100
NUM338	-0.000541	0.000861	0.061229	-0.048337	0.019954	0.238791	3.838493	3.879818	0.143717	-0.054062	0.039417	100
NUM339	-0.000995	0.000861	0.061229	-0.048337	0.019292	0.150576	3.914447	3.862107	0.144995	-0.09955	0.036848	100
NUM340	-0.000826	0.000861	0.061229	-0.048337	0.019093	0.167168	4.008218	4.701186	0.095313	-0.082616	0.03609	100
NUM341	-0.000898	0.000861	0.061229	-0.048337	0.019073	0.177996	4.027339	4.925651	0.085194	-0.089771	0.036014	100
NUM342	-0.001113	0.000531	0.061229	-0.048337	0.019036	0.208516	4.064798	5.448795	0.065586	-0.111285	0.035874	100
NUM343	-0.001162	0.000531	0.061229	-0.048337	0.019015	0.215609	4.084294	5.673514	0.058615	-0.11624	0.035794	100
NUM344	-0.001131	0.000531	0.061229	-0.048337	0.019022	0.21072	4.076437	5.568036	0.06179	-0.113125	0.035823	100
NUM345	-0.001148	0.000531	0.061229	-0.048337	0.019019	0.213297	4.080318	5.621122	0.060171	-0.114758	0.035809	100
NUM346	-0.001158	0.000531	0.061229	-0.048337	0.019027	0.213694	4.074888	5.57519	0.061569	-0.115797	0.035839	100
NUM347	-0.00048	0.000861	0.061229	-0.048337	0.019691	0.291196	4.037149	5.895241	0.052464	-0.048045	0.038384	100
NUM348	-0.000471	0.000861	0.061229	-0.048337	0.019683	0.290874	4.041848	5.932826	0.051488	-0.047056	0.038355	100
NUM349	-0.000451	0.000861	0.061229	-0.048337	0.019678	0.28827	4.044512	5.930854	0.051538	-0.045106	0.038337	100
NUM350	-0.000432	0.000861	0.061229	-0.048337	0.019696	0.287132	4.031942	5.811183	0.054716	-0.043209	0.038406	100
NUM351	-0.000937	0.000531	0.061229	-0.048337	0.019268	0.284322	4.212348	7.471437	0.023856	-0.093707	0.036755	100
NUM352	-0.000742	0.000801	0.061229	-0.048337	0.019185	0.265544	4.267038	7.86433	0.019601	-0.07424	0.036437	100
NUM353	-0.000857	0.000801	0.061229	-0.048337	0.019218	0.279961	4.244984	7.764573	0.020604	-0.085653	0.036565	100
NUM354	-0.001143	0.000474	0.061229	-0.048337	0.019366	0.298038	4.158764	7.075173	0.029083	-0.114306	0.037129	100
NUM355	-0.001102	0.000474	0.061229	-0.048337	0.019343	0.294686	4.174253	7.192623	0.027425	-0.11023	0.037042	100
NUM356	-0.001312	0.000154	0.061229	-0.048337	0.019408	0.318064	4.13758	7.078117	0.029041	-0.131247	0.037289	100

Data	Mean	Median	Maximum	Minimum	Std. Dev.	Skewness	Kurtosis	Jarque-Bera	Probability	Sum	Sum Sq. Dev.	Observations
NUM357	-0.001183	0.000474	0.061229	-0.048337	0.019459	0.299427	4.088671	6.432633	0.040103	-0.118311	0.037487	100
NUM358	-0.001041	0.000474	0.061229	-0.048337	0.019581	0.289055	4.000624	5.56442	0.061902	-0.104138	0.037958	100
NUM359	-0.000811	0.000801	0.061229	-0.048337	0.019468	0.270891	4.066905	5.965888	0.050644	-0.081064	0.037522	100
NUM360	-0.00069	0.000801	0.061229	-0.048337	0.019558	0.259392	3.99791	5.270669	0.071695	-0.068986	0.037869	100
NUM361	-0.000699	0.000611	0.061229	-0.048337	0.019557	0.260806	3.999012	5.292098	0.070931	-0.06989	0.037866	100
NUM362	-0.000389	0.000801	0.061229	-0.048337	0.01949	0.227839	4.029265	5.279284	0.071387	-0.03889	0.037607	100
NUM363	-0.000232	0.000801	0.061229	-0.048337	0.019368	0.223697	4.104793	5.919706	0.051827	-0.023243	0.037138	100
NUM364	-0.000103	0.000861	0.061229	-0.048337	0.019351	0.20525	4.113613	5.86935	0.053148	-0.01029	0.03707	100
NUM365	0.000171	0.000874	0.061229	-0.048337	0.019339	0.170168	4.111567	5.630873	0.059879	0.017111	0.037026	100
NUM366	9.28E-05	0.00087	0.061229	-0.048337	0.019352	0.181519	4.103551	5.623426	0.060102	0.009277	0.037076	100
NUM367	0.000407	0.00087	0.061229	-0.048337	0.018821	0.303787	4.156255	7.108629	0.028601	0.040678	0.035069	100
NUM368	0.00013	0.000801	0.061229	-0.048337	0.018882	0.334836	4.129311	7.182518	0.027564	0.012975	0.035296	100
NUM369	-1.41E-05	0.000611	0.061229	-0.048337	0.018853	0.357369	4.164507	7.778857	0.020457	-0.001411	0.035187	100
NUM370	0.000541	0.000801	0.061229	-0.048337	0.018237	0.487145	4.20802	10.03564	0.006619	0.054067	0.032925	100
NUM371	0.000908	0.00087	0.061229	-0.048337	0.018004	0.490241	4.313342	11.19255	0.003712	0.090773	0.032091	100
NUM372	0.000797	0.00087	0.061229	-0.048337	0.018126	0.476165	4.244539	10.23254	0.005998	0.07967	0.032528	100
NUM373	0.000405	0.00087	0.061229	-0.048337	0.018559	0.406711	4.110853	7.898542	0.019269	0.040509	0.0341	100
NUM374	0.000571	0.000887	0.061229	-0.048337	0.018533	0.383847	4.118447	7.667832	0.021625	0.057123	0.034005	100
NUM375	0.000472	0.000887	0.061229	-0.048337	0.018412	0.363312	4.195491	8.403806	0.014967	0.047155	0.03356	100
NUM376	-0.000106	0.00087	0.061229	-0.048337	0.017702	0.29269	4.263758	8.082306	0.017577	-0.010569	0.031024	100
NUM377	-0.000575	0.000801	0.061229	-0.048337	0.018017	0.275451	4.151538	6.789727	0.033545	-0.057544	0.032138	100
NUM378	-0.000641	0.000611	0.061229	-0.048337	0.018021	0.286075	4.152452	6.897919	0.031779	-0.064081	0.032151	100
NUM379	0.003579	0.000611	0.061229	-0.048337	0.018083	0.268936	4.093598	6.188591	0.045307	-0.051951	0.032371	100
NUM380	-0.000421	0.000611	0.061229	-0.048337	0.018043	0.257409	4.122057	6.350201	0.04179	-0.042148	0.032229	100
NUM381	-0.000274	0.000801	0.061229	-0.048337	0.018056	0.233879	4.102892	5.979869	0.050291	-0.027443	0.032274	100
NUM382	-0.000235	0.00087	0.061229	-0.048337	0.018061	0.227233	4.09603	5.865918	0.053239	-0.023497	0.032293	100
NUM383	0.00047	0.000887	0.061229	-0.039722	0.017533	0.35792	3.99381	6.250357	0.043929	0.047024	0.030432	100
NUM384	0.000537	0.001027	0.061229	-0.039722	0.017547	0.346214	3.975714	5.964473	0.050679	0.053717	0.030482	100
NUM385	0.000762	0.001027	0.061229	-0.039722	0.017358	0.351337	4.083794	6.951502	0.030939	0.076205	0.029828	100
NUM386	0.00088	0.001027	0.061229	-0.039722	0.017303	0.339245	4.122023	7.163683	0.027824	0.088013	0.02964	100
NUM387	0.001044	0.001027	0.061229	-0.039058	0.01699	0.438352	4.126453	8.489618	0.014338	0.104362	0.028577	100
NUM388	0.00059	0.000887	0.061229	-0.039058	0.017085	0.459841	4.12342	8.78286	0.012383	0.059049	0.028897	100
NUM389	0.000187	0.000814	0.061229	-0.039058	0.01675	0.476155	4.335257	11.20752	0.003684	0.01867	0.027776	100
NUM390	-2.41E-05	0.000814	0.061229	-0.052065	0.017271	0.249754	4.593402	11.61849	0.003	-0.002407	0.02953	100
NUM391	0.000195	0.000814	0.061229	-0.052065	0.017445	0.233269	4.44127	9.562153	0.008387	0.019503	0.030128	100
NUM392	-0.000323	0.000611	0.061229	-0.052065	0.018101	0.100435	4.361719	7.894282	0.01931	-0.032325	0.032437	100
NUM393	-0.000649	6.07E-05	0.061229	-0.052065	0.018264	0.123381	4.253024	6.795671	0.033446	-0.064903	0.033025	100
NUM394	-0.00079	-0.000794	0.061229	-0.052065	0.018296	0.143532	4.228825	6.635073	0.036242	-0.078969	0.033141	100
NUM395	-0.000846	-0.000794	0.061229	-0.052065	0.018314	0.15142	4.215001	6.533084	0.038138	-0.084595	0.033204	100
NUM396	-0.001171	-0.000794	0.061229	-0.05378	0.018957	-0.020092	4.274587	6.775777	0.03378	-0.117099	0.035578	100
NUM397	-0.001315	-0.001581	0.061229	-0.05378	0.01893	0.000813	4.298348	7.023796	0.02984	-0.131489	0.035474	100
NUM398	-0.000818	-0.000794	0.061229	-0.05378	0.019219	-0.006427	4.166271	5.668143	0.058773	-0.081802	0.036566	100
NUM399	-0.001061	-0.001581	0.061229	-0.05378	0.019206	0.026475	4.176967	5.78356	0.055477	-0.106089	0.036517	100

Data	Mean	Median	Maximum	Minimum	Std. Dev.	Skewness	Kurtosis	Jarque-Bera	Probability	Sum	Sum Sq. Dev.	Observations
NUM400	-0.000525	-0.000794	0.061229	-0.05378	0.019474	0.016779	4.066896	4.747469	0.093132	-0.052541	0.037546	100
NUM401	-0.000774	-0.000794	0.061229	-0.05378	0.019303	0.032521	4.18276	5.846466	0.05376	-0.077402	0.036887	100
NUM402	-0.000867	-0.000794	0.061229	-0.05378	0.019348	0.043147	4.147473	5.517255	0.063379	-0.086708	0.037059	100
NUM403	-0.001002	-0.000794	0.061229	-0.05378	0.019201	0.039626	4.236871	6.400549	0.040751	-0.100202	0.036499	100
NUM404	-0.001234	-0.001198	0.061229	-0.05378	0.01906	0.059292	4.344342	7.588823	0.022496	-0.123401	0.035963	100
NUM405	-0.001252	-0.001198	0.061229	-0.05378	0.019064	0.06186	4.340569	7.551794	0.022917	-0.125164	0.03598	100
NUM406	-0.001251	-0.001198	0.061229	-0.05378	0.019064	0.061684	4.340436	7.549957	0.022938	-0.125052	0.035981	100
NUM407	-0.00229	-0.001198	0.061229	-0.10604	0.021755	-0.948932	7.856554	113.2833	0	-0.228999	0.046853	100
NUM408	-0.002437	-0.001581	0.061229	-0.10604	0.021777	-0.926828	7.798702	110.2649	0	-0.243742	0.046951	100
NUM409	-0.00386	-0.002284	0.061229	-0.125092	0.024906	-1.66467	10.15417	259.4445	0	-0.38596	0.06141	100
NUM410	-0.003973	-0.002284	0.061229	-0.125092	0.024817	-1.677466	10.26033	266.5334	0	-0.397341	0.060972	100
NUM411	-0.003794	-0.002284	0.061229	-0.125092	0.025119	-1.578252	9.960778	243.3998	0	-0.379443	0.062464	100
NUM412	-0.004034	-0.002744	0.061229	-0.125092	0.025028	-1.572736	10.03891	247.6678	0	-0.403376	0.062016	100
NUM413	-0.004387	-0.003091	0.061229	-0.125092	0.024891	-1.569542	10.15716	254.495	0	-0.438704	0.061338	100
NUM414	-0.004536	-0.003091	0.061229	-0.125092	0.024821	-1.569272	10.23087	258.9	0	-0.453591	0.060993	100
NUM415	-0.004838	-0.003694	0.061229	-0.125092	0.024763	-1.549335	10.24601	258.7765	0	-0.483819	0.060709	100
NUM416	-0.005549	-0.004127	0.051837	-0.125092	0.023851	-1.85993	11.07669	329.4597	0	-0.554921	0.056319	100
NUM417	-0.005847	-0.004127	0.051837	-0.125092	0.024168	-1.79686	10.49573	287.9199	0	-0.584724	0.057826	100
NUM418	-0.006365	-0.004509	0.051837	-0.125092	0.024499	-1.711576	9.876545	245.8535	0	-0.636451	0.059418	100
NUM419	-0.007033	-0.004823	0.051837	-0.125092	0.025276	-1.63158	8.917988	190.295	0	-0.703292	0.063249	100
NUM420	-0.007599	-0.005375	0.051837	-0.125092	0.025754	-1.550229	8.27814	156.1317	0	-0.759885	0.065663	100
NUM421	-0.0075	-0.005375	0.051837	-0.125092	0.025707	-1.567688	8.36171	160.7438	0	-0.749974	0.065422	100
NUM422	-0.007787	-0.005993	0.051837	-0.125092	0.025746	-1.531011	8.242993	153.6039	0	-0.778717	0.065624	100
NUM423	-0.007196	-0.005375	0.053051	-0.125092	0.026455	-1.355132	7.798458	126.5447	0	-0.719603	0.069287	100
NUM424	-0.006267	-0.004823	0.064896	-0.125092	0.027334	-1.140372	7.482141	105.3807	0	-0.626723	0.073966	100
NUM425	-0.005338	-0.004509	0.073244	-0.125092	0.028431	-0.888842	7.126416	84.11445	0	-0.533816	0.080022	100
NUM426	-0.005286	-0.004509	0.073244	-0.125092	0.028472	-0.886984	7.095059	82.98532	0	-0.528587	0.080257	100
NUM427	-0.005531	-0.004823	0.073244	-0.125092	0.028501	-0.860371	7.037362	80.25517	0	-0.553113	0.080417	100
NUM428	-0.005771	-0.004823	0.073244	-0.125092	0.028646	-0.832888	6.87808	74.2263	0	-0.577071	0.081241	100
NUM429	-0.005177	-0.004509	0.073244	-0.125092	0.02899	-0.822613	6.690018	68.01252	0	-0.517713	0.083202	100
NUM430	-0.005149	-0.004509	0.073244	-0.125092	0.029006	-0.823206	6.678925	67.68819	0	-0.51487	0.083296	100
NUM431	-0.00513	-0.004509	0.073244	-0.125092	0.029008	-0.825068	6.67986	67.76798	0	-0.512958	0.083303	100
NUM432	-0.005008	-0.003765	0.073244	-0.125092	0.028997	-0.838326	6.703359	68.85847	0	-0.500793	0.083244	100
NUM433	-0.005448	-0.004509	0.073244	-0.125092	0.029168	-0.793914	6.515437	61.99791	0	-0.54481	0.084228	100
NUM434	-0.005575	-0.004509	0.073244	-0.125092	0.029098	-0.790761	6.56123	63.26488	0	-0.55745	0.083823	100
NUM435	-0.005577	-0.004509	0.073244	-0.125092	0.029099	-0.790511	6.560531	63.23757	0	-0.557663	0.083826	100
NUM436	-0.005777	-0.004509	0.073244	-0.125092	0.029182	-0.767447	6.467604	59.91743	0	-0.577723	0.084309	100
NUM437	-0.005922	-0.004823	0.073244	-0.125092	0.029144	-0.756913	6.486008	60.183	0	-0.592157	0.084086	100
NUM438	-0.006023	-0.004823	0.073244	-0.125092	0.029167	-0.745224	6.454888	58.99036	0	-0.602345	0.084221	100
NUM439	-0.006011	-0.004823	0.073244	-0.125092	0.029172	-0.745929	6.451969	58.92388	0	-0.601114	0.084249	100
NUM440	-0.005839	-0.004509	0.073244	-0.125092	0.02917	-0.763352	6.47129	59.9195	0	-0.583868	0.08424	100
NUM441	-0.005772	-0.004509	0.073244	-0.125092	0.029193	-0.767566	6.458235	59.65009	0	-0.577203	0.084374	100
NUM442	-0.005636	-0.003765	0.073244	-0.125092	0.029212	-0.779585	6.456375	59.9064	0	-0.563624	0.084482	100

Data	Mean	Median	Maximum	Minimum	Std. Dev.	Skewness	Kurtosis	Jarque-Bera	Probability	Sum	Sum Sq. Dev.	Observations
NUM443	-0.005611	-0.003765	0.073244	-0.125092	0.029222	-0.781015	6.450478	59.77391	0	-0.56107	0.08454	100
NUM444	-0.005634	-0.003765	0.073244	-0.125092	0.029214	-0.779463	6.454649	59.85356	0	-0.563424	0.084495	100
NUM445	-0.005687	-0.003765	0.073244	-0.125092	0.029205	-0.775032	6.457599	59.82371	0	-0.568664	0.084439	100
NUM446	-0.005567	-0.003765	0.073244	-0.125092	0.029185	-0.788396	6.48735	61.03285	0	-0.556748	0.084327	100
NUM447	-0.006033	-0.003765	0.073244	-0.125092	0.028626	-0.867743	6.786036	72.27491	0	-0.603326	0.081127	100
NUM448	-0.005942	-0.003765	0.073244	-0.125092	0.028613	-0.878297	6.809973	73.33966	0	-0.594207	0.081051	100
NUM449	-0.00593	-0.003156	0.073244	-0.125092	0.028614	-0.879478	6.810518	73.39155	0	-0.592989	0.081057	100
NUM450	-0.006001	-0.003156	0.073244	-0.125092	0.02856	-0.881139	6.848667	74.65774	0	-0.600145	0.080753	100
NUM451	-0.00564	-0.002943	0.073244	-0.125092	0.028743	-0.887565	6.73699	71.31741	0	-0.56397	0.081789	100
NUM452	-0.005748	-0.003156	0.073244	-0.125092	0.028739	-0.87666	6.727137	70.69033	0	-0.574845	0.081767	100
NUM453	-0.005778	-0.003156	0.073244	-0.125092	0.028747	-0.873063	6.716047	70.24152	0	-0.577792	0.081814	100
NUM454	-0.005199	-0.002943	0.073244	-0.125092	0.028936	-0.889451	6.642044	68.45408	0	-0.51987	0.082889	100
NUM455	-0.004861	-0.002878	0.073244	-0.125092	0.029079	-0.90103	6.563871	66.4525	0	-0.486137	0.083711	100
NUM456	-0.00424	-0.002744	0.073244	-0.125092	0.029466	-0.880787	6.378102	60.47798	0	-0.423955	0.085956	100
NUM457	-0.004097	-0.002744	0.073244	-0.125092	0.029584	-0.874662	6.305368	58.27331	0	-0.409654	0.086648	100
NUM458	-0.004075	-0.002744	0.073244	-0.125092	0.029605	-0.8731	6.29304	57.88884	0	-0.407507	0.086767	100
NUM459	-0.004217	-0.002878	0.073244	-0.125092	0.029613	-0.858188	6.268987	56.80092	0	-0.421727	0.086818	100
NUM460	-0.004449	-0.002943	0.073244	-0.125092	0.029515	-0.848486	6.321332	57.96235	0	-0.4449	0.086243	100
NUM461	-0.004382	-0.002943	0.073244	-0.125092	0.029534	-0.853101	6.313264	57.87017	0	-0.43825	0.086352	100
NUM462	-0.004528	-0.003156	0.073244	-0.125092	0.029494	-0.843035	6.329633	58.03871	0	-0.452805	0.086121	100
NUM463	-0.004229	-0.002943	0.073244	-0.125092	0.029616	-0.85548	6.267634	56.68674	0	-0.422892	0.086832	100
NUM464	-0.003885	-0.002943	0.073244	-0.125092	0.029907	-0.836793	6.105605	51.85697	0	-0.388461	0.08855	100
NUM465	-0.003909	-0.002943	0.073244	-0.125092	0.029894	-0.836082	6.11295	52.02746	0	-0.390922	0.088473	100
NUM466	-0.003845	-0.002878	0.073244	-0.125092	0.029895	-0.842497	6.119985	52.38961	0	-0.384517	0.088475	100
NUM467	-0.003645	-0.002744	0.073244	-0.125092	0.029879	-0.863103	6.155201	53.89616	0	-0.364514	0.088384	100
NUM468	-0.003553	-0.002744	0.073244	-0.125092	0.02985	-0.873936	6.189829	55.12528	0	-0.355323	0.08821	100
NUM469	-0.003725	-0.002744	0.073244	-0.125092	0.029898	-0.854195	6.130943	53.00585	0	-0.37255	0.088496	100
NUM470	-0.00401	-0.002878	0.073244	-0.125092	0.029924	-0.825766	6.078361	50.84946	0	-0.400966	0.088651	100
NUM471	-0.00434	-0.002943	0.073244	-0.125092	0.029976	-0.792534	6.003129	48.04677	0	-0.434003	0.088957	100
NUM472	-0.004428	-0.002943	0.073244	-0.125092	0.030048	-0.783994	5.943217	46.33795	0	-0.442768	0.089384	100
NUM473	-0.003911	-0.002878	0.073244	-0.125092	0.02989	-0.830917	6.108326	51.76409	0	-0.391125	0.088448	100
NUM474	-0.003954	-0.002878	0.073244	-0.125092	0.029879	-0.827858	6.112548	51.78896	0	-0.395365	0.088382	100
NUM475	-0.004271	-0.002943	0.073244	-0.125092	0.029814	-0.805526	6.128315	51.591	0	-0.427144	0.087996	100
NUM476	-0.004348	-0.002943	0.073244	-0.125092	0.02983	-0.796829	6.106795	50.79968	0	-0.434833	0.088092	100
NUM477	-0.003976	-0.002878	0.073244	-0.125092	0.029667	-0.835885	6.270818	56.22111	0	-0.397554	0.087131	100
NUM478	-0.00398	-0.002878	0.073244	-0.125092	0.029667	-0.835458	6.270231	56.19323	0	-0.397962	0.087132	100
NUM479	-0.004099	-0.002878	0.073244	-0.125092	0.029615	-0.830042	6.298863	56.82656	0	-0.409919	0.08683	100
NUM480	-0.004063	-0.002771	0.073244	-0.125092	0.029619	-0.833348	6.299769	56.94313	0	-0.406321	0.086851	100
NUM481	-0.004134	-0.002771	0.073244	-0.125092	0.029597	-0.828733	6.310188	57.10225	0	-0.41338	0.086723	100
NUM482	-0.004142	-0.002771	0.073244	-0.125092	0.029595	-0.828153	6.31111	57.11166	0	-0.414186	0.08671	100
NUM483	-0.004338	-0.002771	0.073244	-0.125092	0.029484	-0.824646	6.378278	58.88718	0	-0.433778	0.086058	100
NUM484	-0.004501	-0.002943	0.073244	-0.125092	0.029462	-0.810484	6.378354	58.5034	0	-0.450055	0.085934	100
NUM485	-0.004481	-0.002943	0.073244	-0.125092	0.029464	-0.812314	6.378878	58.56764	0	-0.448094	0.085945	100

Data	Mean	Median	Maximum	Minimum	Std. Dev.	Skewness	Kurtosis	Jarque-Bera	Probability	Sum	Sum Sq. Dev.	Observations
NUM486	-0.00451	-0.003247	0.073244	-0.125092	0.029462	-0.809539	6.377258	58.44701	0	-0.450964	0.085934	100
NUM487	-0.004183	-0.002943	0.073244	-0.125092	0.029432	-0.841771	6.439093	61.0903	0	-0.418316	0.085758	100
NUM488	-0.003955	-0.002718	0.073244	-0.125092	0.029354	-0.868096	6.531398	64.52137	0	-0.395482	0.085307	100
NUM489	-0.003936	-0.002718	0.073244	-0.125092	0.029354	-0.870074	6.534223	64.66186	0	-0.39361	0.085303	100
NUM490	-0.003391	-0.002337	0.073244	-0.125092	0.028954	-0.916633	6.891596	77.10577	0	-0.339076	0.082998	100
NUM491	-0.003641	-0.002337	0.073244	-0.125092	0.028817	-0.912957	6.982286	79.96903	0	-0.364119	0.082213	100
NUM492	-0.003013	-0.001786	0.073244	-0.125092	0.028518	-0.966914	7.303364	92.74428	0	-0.301332	0.080513	100
NUM493	-0.002584	-0.001297	0.073244	-0.125092	0.028495	-1.005948	7.385178	96.98963	0	-0.258367	0.080382	100
NUM494	-0.002761	-0.001297	0.073244	-0.125092	0.028608	-0.983521	7.251763	91.44476	0	-0.276132	0.081025	100
NUM495	-0.002545	-0.000921	0.073244	-0.125092	0.02864	-1.001357	7.250164	91.97816	0	-0.254532	0.081207	100
NUM496	-0.002096	-0.000921	0.073244	-0.125092	0.028177	-1.038659	7.692123	109.7136	0	-0.20965	0.078602	100
NUM497	-0.002249	-0.000921	0.073244	-0.125092	0.028234	-1.01877	7.610338	105.8616	0	-0.224925	0.078916	100
NUM498	-0.002538	-0.000921	0.073244	-0.125092	0.027998	-1.036797	7.795204	113.724	0	-0.253842	0.077603	100
NUM499	-0.002526	-0.000921	0.073244	-0.125092	0.027994	-1.038383	7.801233	114.02	0	-0.252644	0.077582	100
NUM500	-0.002884	-0.000921	0.073244	-0.125092	0.027729	-1.055891	8.011223	123.2166	0	-0.288398	0.076122	100
NUM501	-0.00285	-0.000921	0.073244	-0.125092	0.027735	-1.058836	8.009644	123.2544	0	-0.284956	0.076154	100
NUM502	-0.002664	-0.000621	0.073244	-0.125092	0.027717	-1.080123	8.059061	126.0865	0	-0.266441	0.076055	100
NUM503	-0.002971	-0.000921	0.073244	-0.125092	0.027711	-1.05094	8.018629	123.3522	0	-0.297093	0.076021	100
NUM504	-0.002802	-0.000621	0.073244	-0.125092	0.027773	-1.059097	7.974304	121.7935	0	-0.280181	0.076365	100
NUM505	-0.002804	-0.000621	0.073244	-0.125092	0.027774	-1.058834	7.973607	121.7553	0	-0.280394	0.076367	100
NUM506	-0.00291	-0.001053	0.073244	-0.125092	0.027779	-1.046903	7.951208	120.4104	0	-0.290965	0.076397	100
NUM507	-0.001816	-0.000621	0.073244	-0.125092	0.025757	-0.789615	8.259227	125.6393	0	-0.181613	0.06568	100
NUM508	-0.001681	-0.000465	0.073244	-0.125092	0.025733	-0.806823	8.306889	128.1955	0	-0.168102	0.065557	100
NUM509	-0.000294	-0.000342	0.073244	-0.068772	0.022556	0.282183	4.838152	15.40547	0.000452	-0.029354	0.050369	100
NUM510	-0.000456	-0.000465	0.073244	-0.068772	0.022542	0.30331	4.858359	15.92286	0.000349	-0.045572	0.050306	100
NUM511	-0.000849	-0.000465	0.073244	-0.068772	0.022048	0.278816	5.112823	19.89573	0.000048	-0.084936	0.048124	100
NUM512	-0.000822	-0.000465	0.073244	-0.068772	0.022042	0.275388	5.116447	19.92793	0.000047	-0.082169	0.0481	100
NUM513	-0.000744	-0.000465	0.073244	-0.068772	0.022015	0.267192	5.137051	20.21897	0.000041	-0.074434	0.047982	100
NUM514	-0.000652	-0.000465	0.073244	-0.068772	0.022036	0.254601	5.113177	19.68668	0.000053	-0.065166	0.048075	100
NUM515	-0.000431	-0.000264	0.073244	-0.068772	0.022001	0.228898	5.134928	19.86456	0.000049	-0.043094	0.047919	100
NUM516	-0.000238	0.000136	0.073244	-0.068772	0.022001	0.204181	5.126573	19.53779	0.000057	-0.023832	0.047922	100
NUM517	0.000386	0.000591	0.073244	-0.068772	0.021575	0.230174	5.311987	23.15502	0.000009	0.03856	0.046081	100
NUM518	0.00121	0.001121	0.073244	-0.068772	0.021305	0.280381	5.347684	24.2753	0.000005	0.12099	0.044936	100
NUM519	0.001915	0.001541	0.073244	-0.056949	0.020098	0.656805	5.152689	26.4985	0.000002	0.191462	0.03999	100
NUM520	0.00269	0.001633	0.073244	-0.038418	0.019284	0.920245	5.04447	31.53024	0	0.269027	0.036814	100
NUM521	0.002725	0.001633	0.073244	-0.038418	0.019255	0.922611	5.063779	31.93345	0	0.272491	0.036705	100
NUM522	0.003005	0.001689	0.073244	-0.038418	0.019042	0.942592	5.187149	34.73974	0	0.300548	0.035899	100
NUM523	0.002633	0.001689	0.073244	-0.038418	0.018408	0.903937	5.456685	38.76545	0	0.263323	0.033545	100
NUM524	0.002149	0.001689	0.073244	-0.038418	0.01736	0.698478	5.286723	29.91913	0	0.214927	0.029837	100
NUM525	0.001424	0.001633	0.044592	-0.038418	0.015806	0.140164	3.530981	1.502184	0.471851	0.142373	0.024732	100
NUM526	0.001209	0.001541	0.044592	-0.038418	0.0157	0.168054	3.616422	2.053938	0.358091	0.120895	0.024402	100
NUM527	0.001374	0.001541	0.044592	-0.038418	0.015551	0.169867	3.707338	2.565612	0.277258	0.137362	0.023941	100
NUM528	0.001496	0.001541	0.044592	-0.038418	0.01531	0.249132	3.680712	2.965147	0.227053	0.149584	0.023204	100

Data	Mean	Median	Maximum	Minimum	Std. Dev.	Skewness	Kurtosis	Jarque-Bera	Probability	Sum	Sum Sq. Dev.	Observations
NUM529	0.001483	0.001541	0.044592	-0.038418	0.015276	0.236614	3.657297	2.73327	0.254964	0.148264	0.023102	100
NUM530	0.001483	0.001541	0.044592	-0.038418	0.015276	0.236607	3.657258	2.732995	0.254999	0.14827	0.023102	100
NUM531	0.001508	0.001541	0.044592	-0.038418	0.015272	0.232011	3.659465	2.709213	0.258049	0.150757	0.02309	100
NUM532	0.001874	0.001633	0.044592	-0.038418	0.015637	0.247512	3.524249	2.166193	0.338546	0.187441	0.024207	100
NUM533	0.002154	0.001633	0.044592	-0.033144	0.015152	0.401853	3.460281	3.574173	0.167447	0.215399	0.022728	100
NUM534	0.00216	0.001633	0.044592	-0.033144	0.015153	0.400653	3.458848	3.552633	0.16926	0.21598	0.022731	100
NUM535	0.002208	0.001633	0.044592	-0.033144	0.015113	0.401016	3.462888	3.651817	0.161071	0.220762	0.022611	100
NUM536	0.002522	0.001689	0.044592	-0.033144	0.014808	0.446054	3.567627	4.658567	0.097365	0.252241	0.021707	100
NUM537	0.002341	0.001689	0.044592	-0.033144	0.015014	0.413167	3.485208	3.826055	0.147633	0.23414	0.022317	100
NUM538	0.002407	0.001689	0.044592	-0.033144	0.01494	0.423206	3.52112	4.116577	0.127672	0.240687	0.022096	100
NUM539	0.002376	0.001689	0.044592	-0.033144	0.014935	0.42976	3.5287	4.242912	0.119857	0.237551	0.022084	100
NUM540	0.002418	0.001689	0.044592	-0.033144	0.014942	0.420825	3.517924	4.069253	0.130729	0.241833	0.022102	100
NUM541	0.002611	0.001689	0.044592	-0.033144	0.015131	0.408934	3.391685	3.42635	0.180292	0.261076	0.022667	100
NUM542	0.002878	0.001689	0.044592	-0.033144	0.015408	0.403736	3.25528	2.988243	0.224446	0.287777	0.023503	100
NUM543	0.002919	0.001689	0.044592	-0.033144	0.015425	0.395659	3.237545	2.84422	0.241205	0.291937	0.023555	100
NUM544	0.003188	0.001689	0.044592	-0.033144	0.015653	0.37688	3.110533	2.418214	0.298464	0.318829	0.024258	100
NUM545	0.003241	0.002036	0.044592	-0.033144	0.015641	0.368163	3.114679	2.313861	0.31445	0.324107	0.024221	100
NUM546	0.003475	0.002421	0.044592	-0.033144	0.015701	0.330531	3.056067	1.833941	0.399728	0.347485	0.024407	100
NUM547	0.003767	0.002421	0.044592	-0.033144	0.016004	0.330967	2.948938	1.836514	0.399214	0.376729	0.025358	100
NUM548	0.004341	0.002499	0.051736	-0.033144	0.016678	0.432067	3.130817	3.182663	0.203654	0.434093	0.027538	100
NUM549	0.004169	0.002499	0.051736	-0.033144	0.016842	0.420006	3.072739	2.962136	0.227395	0.416943	0.02808	100
NUM550	0.004204	0.002499	0.051736	-0.033144	0.01686	0.414369	3.057039	2.875244	0.237492	0.420354	0.028143	100
NUM551	0.00413	0.002499	0.051736	-0.033144	0.016778	0.416883	3.09902	2.93738	0.230227	0.413045	0.027869	100
NUM552	0.003852	0.002499	0.051736	-0.037952	0.017241	0.290962	3.153864	1.509624	0.470099	0.385224	0.029428	100
NUM553	0.003725	0.002499	0.051736	-0.037952	0.017429	0.255831	3.124541	1.155455	0.561172	0.372465	0.030072	100
NUM554	0.004007	0.002499	0.060971	-0.037952	0.018118	0.459219	3.59481	4.988859	0.082544	0.400677	0.032498	100
NUM555	0.003948	0.002499	0.060971	-0.037952	0.018062	0.464328	3.633879	5.267514	0.071808	0.394844	0.032298	100
NUM556	0.003554	0.002499	0.060971	-0.037952	0.01759	0.445037	3.786094	5.875724	0.052979	0.355443	0.030633	100
NUM557	0.00326	0.002421	0.060971	-0.037952	0.017437	0.482237	3.917914	7.386573	0.02489	0.325995	0.030101	100
NUM558	0.003041	0.002421	0.060971	-0.037952	0.017301	0.512314	4.043083	8.907848	0.011633	0.304124	0.029634	100
NUM559	0.002987	0.002421	0.060971	-0.037952	0.01736	0.505311	4.011082	8.515176	0.014156	0.298731	0.029836	100
NUM560	0.003135	0.002499	0.060971	-0.037952	0.017367	0.480666	3.988037	7.918238	0.01908	0.313514	0.02986	100
NUM561	0.003162	0.002499	0.060971	-0.037952	0.017376	0.47579	3.977685	7.755714	0.020695	0.316189	0.029889	100
NUM562	0.003215	0.002499	0.060971	-0.037952	0.017362	0.468262	3.983849	7.687646	0.021412	0.321528	0.029843	100
NUM563	0.003235	0.002499	0.060971	-0.037952	0.017385	0.46765	3.967859	7.548078	0.022959	0.323494	0.029922	100
NUM564	0.002968	0.002499	0.060971	-0.037952	0.017046	0.457439	4.142119	8.922665	0.011547	0.296846	0.028767	100
NUM565	0.002896	0.002499	0.060971	-0.037952	0.017029	0.470768	4.166046	9.358968	0.009284	0.289594	0.02871	100
NUM566	0.002749	0.002499	0.060971	-0.037952	0.017122	0.477011	4.105091	8.880772	0.011791	0.274936	0.029024	100
NUM567	0.002861	0.002499	0.060971	-0.037952	0.017167	0.457596	4.053486	8.114198	0.017299	0.286056	0.029174	100
NUM568	0.002941	0.002499	0.060971	-0.037952	0.017132	0.449127	4.07606	8.186518	0.016685	0.294096	0.029056	100
NUM569	0.003439	0.00256	0.060971	-0.037952	0.017166	0.421578	4.009983	7.212411	0.027155	0.343926	0.029172	100
NUM570	0.00387	0.00261	0.060971	-0.037952	0.017092	0.393606	4.009777	6.830638	0.032866	0.387028	0.028922	100
NUM571	0.003887	0.00261	0.060971	-0.037952	0.017065	0.400691	4.016092	6.977737	0.030535	0.388663	0.028829	100

Data	Mean	Median	Maximum	Minimum	Std. Dev.	Skewness	Kurtosis	Jarque-Bera	Probability	Sum	Sum Sq. Dev.	Observations
NUM572	0.004272	0.002729	0.060971	-0.037952	0.01665	0.473223	4.134334	9.093645	0.010601	0.427226	0.027445	100
NUM573	0.004074	0.00261	0.060971	-0.037952	0.016668	0.50295	4.141327	9.643595	0.008052	0.407395	0.027505	100
NUM574	0.003811	0.00261	0.060971	-0.037952	0.016911	0.479008	4.020725	8.165304	0.016863	0.381133	0.028314	100
NUM575	0.003804	0.00261	0.060971	-0.037952	0.016919	0.478181	4.016442	8.115771	0.017286	0.380439	0.028339	100
NUM576	0.003636	0.00261	0.060971	-0.037952	0.017185	0.411625	3.953953	6.615701	0.036595	0.363557	0.029236	100
NUM577	0.003806	0.002729	0.060971	-0.037952	0.017249	0.383916	3.885347	5.722527	0.057196	0.380647	0.029455	100
NUM578	0.003943	0.002859	0.060971	-0.037952	0.017231	0.362896	3.889165	5.489119	0.064277	0.394307	0.029392	100
NUM579	0.003651	0.002859	0.060971	-0.037952	0.017498	0.34297	3.772131	4.444587	0.10836	0.365106	0.030313	100
NUM580	0.00403	0.00305	0.060971	-0.037952	0.017842	0.336097	3.609467	3.430396	0.179928	0.402995	0.031515	100
NUM581	0.004242	0.003262	0.060971	-0.037952	0.017937	0.306598	3.52994	2.736858	0.254506	0.424195	0.031852	100
NUM582	0.004346	0.003262	0.060971	-0.037952	0.017962	0.289391	3.504341	2.455618	0.292934	0.434583	0.03194	100
NUM583	0.004346	0.003262	0.060971	-0.037952	0.017962	0.289391	3.504341	2.455618	0.292934	0.434583	0.03194	100
NUM584	0.004316	0.003262	0.060971	-0.037952	0.017967	0.293897	3.502168	2.490308	0.287897	0.431643	0.031959	100
NUM585	0.004291	0.003262	0.060971	-0.037952	0.017988	0.294424	3.490644	2.447806	0.29408	0.429051	0.032033	100
NUM586	0.004461	0.003459	0.060971	-0.037952	0.018021	0.267555	3.456311	2.060679	0.356886	0.446092	0.032151	100
NUM587	0.004371	0.003459	0.060971	-0.037952	0.018087	0.271435	3.420236	1.963777	0.374603	0.437075	0.032386	100
NUM588	0.00428	0.003262	0.060971	-0.037952	0.018085	0.28627	3.42746	2.127183	0.345214	0.428043	0.032379	100
NUM589	0.004091	0.003262	0.060971	-0.037952	0.018255	0.281585	3.352456	1.839111	0.398696	0.409079	0.032993	100
NUM590	0.004394	0.003459	0.060971	-0.037952	0.01837	0.245305	3.273028	1.313506	0.518532	0.439352	0.033407	100
NUM591	0.004291	0.003459	0.060971	-0.037952	0.018409	0.257602	3.2526	1.371843	0.503626	0.429094	0.033551	100
NUM592	0.004377	0.003681	0.060971	-0.037952	0.018407	0.24389	3.24924	1.250212	0.535205	0.437674	0.033544	100
NUM593	0.004163	0.003459	0.060971	-0.037952	0.018412	0.274726	3.258077	1.535419	0.464075	0.416262	0.033563	100
NUM594	0.004146	0.003459	0.060971	-0.037952	0.018402	0.276686	3.265681	1.570029	0.456113	0.414644	0.033523	100
NUM595	0.004684	0.003681	0.060971	-0.037952	0.018189	0.275885	3.276399	1.586856	0.452292	0.468444	0.032753	100
NUM596	0.004842	0.003681	0.060971	-0.037952	0.018324	0.264365	3.19839	1.328811	0.514579	0.484197	0.03324	100
NUM597	0.004708	0.003681	0.060971	-0.037952	0.018473	0.251911	3.147358	1.148127	0.563232	0.470826	0.033785	100
NUM598	0.004879	0.003681	0.060971	-0.037952	0.01832	0.254607	3.210032	1.264216	0.53147	0.487911	0.033226	100
NUM599	0.004732	0.003459	0.060971	-0.037952	0.018371	0.272366	3.186132	1.380746	0.501389	0.473233	0.033411	100
NUM600	0.005054	0.003681	0.060971	-0.037952	0.018377	0.232976	3.165344	1.018539	0.600934	0.505404	0.033432	100
NUM601	0.00525	0.003784	0.060971	-0.037952	0.018424	0.204178	3.126839	0.761842	0.683232	0.524957	0.033607	100
NUM602	0.005295	0.004289	0.060971	-0.037952	0.018426	0.196722	3.123816	0.708866	0.701571	0.529512	0.033612	100
NUM603	0.00555	0.004979	0.060971	-0.037952	0.018581	0.172394	3.038595	0.501536	0.778203	0.555029	0.034181	100
NUM604	0.005681	0.004979	0.060971	-0.037952	0.018463	0.17276	3.087997	0.529696	0.767323	0.568071	0.033746	100
NUM605	0.005734	0.004979	0.060971	-0.037952	0.0185	0.167222	3.065163	0.483746	0.785156	0.573446	0.033883	100
NUM606	0.005943	0.005305	0.060971	-0.037952	0.018471	0.1382	3.075186	0.341873	0.842875	0.5943	0.033778	100
NUM607	0.006219	0.006067	0.060971	-0.037952	0.018443	0.102623	3.083225	0.204385	0.902856	0.621887	0.033675	100
NUM608	0.006128	0.006067	0.060971	-0.037952	0.01848	0.114099	3.062646	0.23333	0.889883	0.612801	0.033809	100
NUM609	0.005803	0.006067	0.060971	-0.037952	0.018863	0.075351	2.996137	0.094691	0.953758	0.580322	0.035224	100
NUM610	0.005884	0.006067	0.060971	-0.037952	0.018914	0.067191	2.967306	0.079697	0.960935	0.588421	0.035416	100
NUM611	0.00581	0.006067	0.060971	-0.037952	0.018978	0.069525	2.938829	0.096154	0.95306	0.580958	0.035657	100
NUM612	0.005864	0.006067	0.060971	-0.037952	0.01899	0.061258	2.930618	0.082601	0.959541	0.586399	0.035703	100
NUM613	0.005774	0.006067	0.060971	-0.037952	0.019058	0.066688	2.899197	0.116461	0.943432	0.57739	0.035957	100
NUM614	0.00562	0.006067	0.060971	-0.037952	0.019203	0.06661	2.845937	0.172845	0.917206	0.562029	0.036507	100

Data	Mean	Median	Maximum	Minimum	Std. Dev.	Skewness	Kurtosis	Jarque-Bera	Probability	Sum	Sum Sq. Dev.	Observations
NUM615	0.00581	0.006067	0.060971	-0.037952	0.01933	0.051261	2.787572	0.231819	0.890556	0.581012	0.03699	100
NUM616	0.005838	0.006067	0.060971	-0.037952	0.019334	0.046933	2.78515	0.229047	0.891791	0.583823	0.037005	100
NUM617	0.005763	0.005305	0.060971	-0.037952	0.019334	0.058466	2.785617	0.248471	0.883172	0.576329	0.037007	100
NUM618	0.0053	0.004979	0.060971	-0.037952	0.019628	0.064772	2.735288	0.361893	0.83448	0.529954	0.038139	100
NUM619	0.005338	0.004979	0.060971	-0.037952	0.019691	0.073782	2.733451	0.386765	0.824167	0.533831	0.038385	100
NUM620	0.005378	0.005305	0.060971	-0.037952	0.019687	0.067806	2.734759	0.369765	0.831202	0.5378	0.038371	100
NUM621	0.005343	0.005305	0.060971	-0.037952	0.019663	0.070839	2.74633	0.351755	0.838721	0.534319	0.038277	100
NUM622	0.005489	0.005305	0.060971	-0.037952	0.019592	0.055371	2.778991	0.254619	0.880461	0.548927	0.038001	100
NUM623	0.00541	0.005305	0.060971	-0.037952	0.01962	0.065632	2.76498	0.301935	0.859876	0.540984	0.038111	100
NUM624	0.005108	0.004979	0.060971	-0.037952	0.01969	0.099386	2.740182	0.445899	0.800155	0.510845	0.038382	100
NUM625	0.004964	0.004261	0.060971	-0.037952	0.019659	0.119948	2.759858	0.480077	0.786598	0.496439	0.03826	100
NUM626	0.004985	0.004261	0.060971	-0.037952	0.019655	0.116962	2.761267	0.465474	0.792362	0.498485	0.038246	100
NUM627	0.004795	0.004261	0.060971	-0.037952	0.019812	0.121343	2.707897	0.60092	0.740478	0.479509	0.038858	100
NUM628	0.00457	0.004261	0.060971	-0.037952	0.020044	0.111643	2.652514	0.710848	0.700876	0.457035	0.039775	100
NUM629	0.005033	0.004979	0.060971	-0.037952	0.019944	0.077955	2.66895	0.557925	0.756568	0.503287	0.039379	100
NUM630	0.004713	0.004979	0.060971	-0.037952	0.019642	0.076314	2.744967	0.368071	0.831906	0.47133	0.038194	100
NUM631	0.004527	0.004261	0.060971	-0.037952	0.019653	0.102514	2.742651	0.451103	0.798076	0.452677	0.038237	100
NUM632	0.004686	0.004979	0.060971	-0.037952	0.019683	0.079892	2.72408	0.423597	0.809128	0.468608	0.038355	100
NUM633	0.004421	0.004979	0.060971	-0.037952	0.019444	0.084648	2.801607	0.28342	0.867873	0.442085	0.03743	100
NUM634	0.003579	0.004979	0.060971	-0.037952	0.019386	0.06849	2.829357	0.199511	0.905059	0.455912	0.037208	100
NUM635	0.004679	0.005305	0.060971	-0.037952	0.019425	0.051944	2.807009	0.200158	0.904766	0.467947	0.037356	100
NUM636	0.004803	0.005305	0.060971	-0.037952	0.019383	0.035849	2.828453	0.144037	0.930514	0.48033	0.037194	100
NUM637	0.004779	0.005305	0.060971	-0.037952	0.019386	0.039513	2.827018	0.150701	0.927419	0.477929	0.037205	100
NUM638	0.004969	0.005305	0.060971	-0.037952	0.019199	0.042053	2.889381	0.08046	0.960568	0.496873	0.036491	100
NUM639	0.005193	0.005544	0.060971	-0.037952	0.019139	0.013614	2.919056	0.030388	0.984921	0.519263	0.036264	100
NUM640	0.005345	0.006192	0.060971	-0.037952	0.019181	-0.00733	2.89577	0.046162	0.977183	0.53449	0.036422	100
NUM641	0.005228	0.005544	0.060971	-0.037952	0.019208	0.00943	2.880388	0.061095	0.969914	0.522839	0.036524	100
NUM642	0.004641	0.005305	0.060971	-0.037952	0.019437	0.015527	2.863369	0.081801	0.959924	0.464133	0.037404	100
NUM643	0.004543	0.005305	0.060971	-0.037952	0.019323	0.010359	2.898642	0.044594	0.97795	0.454282	0.036965	100
NUM644	0.004448	0.004796	0.060971	-0.037952	0.019314	0.024751	2.904565	0.04816	0.976208	0.44479	0.036929	100
NUM645	0.004242	0.004796	0.060971	-0.037952	0.019152	0.035047	2.974414	0.023199	0.988468	0.424184	0.036314	100
NUM646	0.004418	0.005305	0.060971	-0.037952	0.019216	0.012674	2.93903	0.018166	0.990958	0.441763	0.036554	100
NUM647	0.004293	0.005305	0.060971	-0.037952	0.01916	0.027904	2.970192	0.01668	0.991695	0.429302	0.036344	100
NUM648	0.004112	0.005305	0.060971	-0.037952	0.018956	0.019199	3.036236	0.011614	0.99421	0.411167	0.035574	100
NUM649	0.003781	0.005305	0.060971	-0.037952	0.018397	-0.09588	2.959364	0.160097	0.923072	0.378089	0.033506	100
NUM650	0.003888	0.005305	0.060971	-0.037952	0.018287	-0.096433	3.006215	0.155149	0.925358	0.388835	0.033107	100
NUM651	0.003756	0.004796	0.060971	-0.037952	0.018253	-0.077441	3.024712	0.102495	0.950043	0.375575	0.032983	100
NUM652	0.003372	0.003885	0.060971	-0.037952	0.018326	-0.039177	2.990109	0.025988	0.98709	0.337244	0.033247	100
NUM653	0.003814	0.004796	0.060971	-0.032046	0.017846	0.009034	3.027095	0.004419	0.997793	0.381413	0.031528	100
NUM654	0.004451	0.005305	0.060971	-0.032046	0.017841	0.016694	3.025076	0.007265	0.996374	0.445067	0.031514	100
NUM655	0.003942	0.005305	0.038945	-0.032046	0.016915	-0.268091	2.434711	2.529344	0.282332	0.394204	0.028325	100
NUM656	0.003792	0.004796	0.038945	-0.032046	0.016854	-0.250235	2.455582	2.278593	0.320044	0.37916	0.028121	100
NUM657	0.003786	0.004497	0.038945	-0.032046	0.016853	-0.249186	2.455455	2.270436	0.321352	0.378562	0.028119	100

Data	Mean	Median	Maximum	Minimum	Std. Dev.	Skewness	Kurtosis	Jarque-Bera	Probability	Sum	Sum Sq. Dev.	Observations
NUM658	0.003767	0.004497	0.038945	-0.032046	0.016861	-0.246043	2.450041	2.269183	0.321553	0.376667	0.028146	100
NUM659	0.003503	0.004497	0.038945	-0.032046	0.01708	-0.23136	2.37725	2.508028	0.285357	0.350305	0.02888	100
NUM660	0.003554	0.004497	0.038945	-0.032046	0.017021	-0.230882	2.394627	2.415428	0.29888	0.355435	0.028681	100
NUM661	0.003555	0.004497	0.038945	-0.032046	0.017021	-0.230973	2.394492	2.416807	0.298674	0.355509	0.028682	100
NUM662	0.003525	0.004497	0.038945	-0.032046	0.017013	-0.226377	2.397493	2.366672	0.306255	0.352474	0.028653	100
NUM663	0.003372	0.004497	0.038945	-0.032046	0.017098	-0.206452	2.352282	2.458453	0.292519	0.337237	0.028943	100
NUM664	0.002671	0.003885	0.038945	-0.045693	0.017655	-0.302827	2.599439	2.196943	0.33338	0.267126	0.030859	100
NUM665	0.00261	0.003885	0.038945	-0.045693	0.017635	-0.294688	2.606547	2.092369	0.351276	0.261043	0.030788	100
NUM666	0.002896	0.004497	0.038945	-0.045693	0.017874	-0.287217	2.558788	2.186014	0.335207	0.28957	0.031628	100
NUM667	0.002991	0.004497	0.038945	-0.045693	0.017802	-0.297325	2.596486	2.151802	0.34099	0.299111	0.031373	100
NUM668	0.002746	0.003885	0.038945	-0.045693	0.017801	-0.26249	2.581166	1.879274	0.39077	0.274646	0.031372	100
NUM669	0.003016	0.004497	0.038945	-0.045693	0.017956	-0.277374	2.540016	2.163878	0.338938	0.301647	0.031921	100
NUM670	0.002773	0.004497	0.038945	-0.045693	0.017761	-0.278081	2.588582	1.994088	0.368968	0.277297	0.031229	100
NUM671	0.002689	0.004497	0.038945	-0.045693	0.017687	-0.278393	2.612886	1.916118	0.383637	0.268907	0.030971	100
NUM672	0.002975	0.004757	0.038945	-0.045693	0.017487	-0.302581	2.700399	1.899926	0.386755	0.297534	0.030272	100
NUM673	0.002848	0.004497	0.038945	-0.045693	0.017515	-0.28121	2.675432	1.756919	0.415422	0.284752	0.030371	100
NUM674	0.00285	0.004497	0.038945	-0.045693	0.017514	-0.281516	2.67623	1.757637	0.415273	0.284966	0.030367	100
NUM675	0.003169	0.004757	0.038945	-0.045693	0.017299	-0.307191	2.768294	1.796468	0.407288	0.31692	0.029625	100
NUM676	0.003292	0.004757	0.038945	-0.045693	0.017214	-0.322378	2.820279	1.866707	0.393233	0.329212	0.029337	100
NUM677	0.00368	0.004929	0.038945	-0.045693	0.016861	-0.32478	2.91083	1.791168	0.408369	0.368011	0.028144	100
NUM678	0.003557	0.004929	0.038945	-0.045693	0.016795	-0.313628	2.940679	1.65404	0.437351	0.355658	0.027925	100
NUM679	0.00359	0.004929	0.038945	-0.045693	0.016808	-0.317976	2.934497	1.703018	0.42677	0.35902	0.027969	100
NUM680	0.003781	0.004929	0.038945	-0.045693	0.016569	-0.308443	3.011085	1.58613	0.452456	0.378082	0.027179	100
NUM681	0.003374	0.004757	0.038945	-0.045693	0.0162	-0.355909	3.036871	2.116852	0.347001	0.337419	0.025981	100
NUM682	0.003051	0.004497	0.038945	-0.045693	0.016133	-0.322705	3.042598	1.743199	0.418282	0.305101	0.025766	100
NUM683	0.002952	0.00411	0.038945	-0.045693	0.016097	-0.30926	3.05995	1.609009	0.44731	0.295186	0.025652	100
NUM684	0.002824	0.00411	0.038945	-0.045693	0.016174	-0.290914	3.002258	1.410534	0.493977	0.282379	0.025899	100
NUM685	0.002614	0.00411	0.038945	-0.045693	0.016493	-0.327775	2.96388	1.79604	0.407376	0.261382	0.026929	100
NUM686	0.002602	0.00411	0.038945	-0.045693	0.016483	-0.327583	2.968203	1.792718	0.408053	0.260228	0.026898	100
NUM687	0.002717	0.00411	0.038945	-0.045693	0.016413	-0.344075	3.020414	1.974868	0.372531	0.271651	0.026668	100
NUM688	0.002848	0.004497	0.038945	-0.045693	0.016445	-0.363316	3.009679	2.20037	0.33281	0.284781	0.026774	100
NUM689	0.003143	0.004757	0.038945	-0.045693	0.016268	-0.395664	3.118973	2.668144	0.263403	0.314271	0.026199	100
NUM690	0.00292	0.004497	0.038945	-0.045693	0.0161	-0.396334	3.184575	2.759956	0.251584	0.292001	0.025662	100
NUM691	0.002964	0.004497	0.038945	-0.045693	0.016076	-0.404017	3.206075	2.897442	0.234871	0.29644	0.025587	100
NUM692	0.002958	0.004497	0.038945	-0.045693	0.016075	-0.403121	3.206931	2.886864	0.236116	0.295827	0.025581	100
NUM693	0.003065	0.004497	0.038945	-0.045693	0.016044	-0.423067	3.241019	3.225131	0.199375	0.306457	0.025484	100
NUM694	0.002909	0.004176	0.038945	-0.045693	0.015997	-0.402294	3.259	2.97685	0.225728	0.290866	0.025335	100
NUM695	0.00274	0.004176	0.038945	-0.045693	0.015859	-0.405008	3.323104	3.168844	0.205066	0.273985	0.0249	100
NUM696	0.002501	0.004075	0.038945	-0.045693	0.015652	-0.418449	3.405274	3.602688	0.165077	0.250084	0.024253	100
NUM697	0.002712	0.004075	0.038945	-0.045693	0.015456	-0.434086	3.536985	4.341976	0.114065	0.271175	0.023649	100
NUM698	0.002893	0.004301	0.038945	-0.045693	0.015494	-0.460417	3.5266	4.688506	0.095919	0.289348	0.023768	100
NUM699	0.002961	0.004301	0.038945	-0.045693	0.015457	-0.472829	3.565404	5.058127	0.079734	0.296113	0.023654	100
NUM700	0.002375	0.004075	0.038945	-0.045693	0.01586	-0.507929	3.53799	5.505842	0.063741	0.237515	0.024904	100

Data	Mean	Median	Maximum	Minimum	Std. Dev.	Skewness	Kurtosis	Jarque-Bera	Probability	Sum	Sum Sq. Dev.	Observations
NUM701	0.002512	0.004075	0.038945	-0.045693	0.016067	-0.455541	3.498351	4.493439	0.105746	0.251201	0.025555	100
NUM702	0.002518	0.004075	0.038945	-0.045693	0.016069	-0.456301	3.497192	4.500181	0.10539	0.251786	0.025562	100
NUM703	0.002276	0.004075	0.038945	-0.045693	0.015841	-0.479273	3.587667	5.267337	0.071815	0.227556	0.024844	100
NUM704	0.002319	0.004075	0.038945	-0.045693	0.015828	-0.488005	3.604478	5.491621	0.064196	0.231927	0.024803	100
NUM705	0.002204	0.004075	0.038945	-0.045693	0.015732	-0.49126	3.658795	5.830645	0.054187	0.220371	0.024501	100
NUM706	0.00215	0.004075	0.038945	-0.045693	0.015701	-0.487242	3.677971	5.871936	0.053079	0.214995	0.024406	100
NUM707	0.002087	0.004075	0.038945	-0.045693	0.015649	-0.488221	3.709396	6.06951	0.048086	0.208721	0.024245	100
NUM708	0.002192	0.004301	0.038945	-0.045693	0.015631	-0.508743	3.739405	6.591659	0.037037	0.219171	0.024189	100
NUM709	0.002542	0.004301	0.038945	-0.045693	0.015244	-0.502695	3.917734	7.721025	0.021057	0.25415	0.023005	100
NUM710	0.002416	0.004301	0.038945	-0.045693	0.015135	-0.508483	3.987818	8.375024	0.015184	0.241599	0.022679	100
NUM711	0.002704	0.004497	0.038945	-0.045693	0.015093	-0.551583	4.062761	9.776829	0.007533	0.270365	0.022553	100
NUM712	0.002612	0.004301	0.038945	-0.045693	0.015059	-0.540051	4.084378	9.760394	0.007596	0.261177	0.022451	100
NUM713	0.002546	0.004301	0.038945	-0.045693	0.01514	-0.538517	4.021701	9.182807	0.010139	0.254639	0.022694	100
NUM714	0.002726	0.004301	0.038945	-0.045693	0.014977	-0.558674	4.174904	10.95362	0.004183	0.272645	0.022207	100
NUM715	0.002446	0.004075	0.038945	-0.045693	0.014761	-0.576931	4.29151	12.49748	0.001933	0.24463	0.021571	100
NUM716	0.002258	0.003884	0.038945	-0.045693	0.014787	-0.541618	4.236557	11.26031	0.003588	0.225842	0.021645	100
NUM717	0.00239	0.004075	0.038945	-0.045693	0.014841	-0.555841	4.199084	11.14016	0.00381	0.238969	0.021807	100
NUM718	0.002671	0.004075	0.038945	-0.045693	0.014486	-0.544591	4.416057	13.29807	0.001295	0.267137	0.020775	100
NUM719	0.00222	0.003884	0.035844	-0.045693	0.014041	-0.678689	4.456616	16.51753	0.000259	0.221997	0.019518	100
NUM720	0.002135	0.003784	0.035844	-0.045693	0.014046	-0.66034	4.434438	15.84087	0.000363	0.213475	0.019531	100
NUM721	0.001909	0.003696	0.035844	-0.045693	0.013984	-0.634625	4.45839	15.57458	0.000415	0.190883	0.019358	100
NUM722	0.001773	0.003696	0.035844	-0.045693	0.014036	-0.604986	4.373459	13.96008	0.00093	0.177257	0.019505	100
NUM723	0.001618	0.003696	0.035844	-0.045693	0.014201	-0.591311	4.213298	11.96119	0.002527	0.161779	0.019964	100
NUM724	0.002111	0.003784	0.035844	-0.045693	0.014494	-0.521566	4.217434	10.70946	0.004726	0.211055	0.020798	100
NUM725	0.002037	0.003784	0.035844	-0.045693	0.014513	-0.505602	4.185936	10.12074	0.006343	0.203701	0.020852	100
NUM726	0.001857	0.003784	0.035844	-0.045693	0.014615	-0.474749	4.065493	8.486766	0.014359	0.185717	0.021147	100
NUM727	0.002121	0.003884	0.035844	-0.045693	0.014441	-0.508293	4.240002	10.71271	0.004718	0.212083	0.020645	100
NUM728	0.00236	0.003884	0.035844	-0.045693	0.01415	-0.503724	4.450856	12.99973	0.001504	0.236	0.019821	100
NUM729	0.002141	0.003784	0.035844	-0.045693	0.013985	-0.510205	4.575278	14.67807	0.00065	0.214062	0.019363	100
NUM730	0.001816	0.003696	0.035844	-0.045693	0.014235	-0.485929	4.34946	11.52313	0.003146	0.18163	0.020061	100
NUM731	0.001836	0.003696	0.035844	-0.045693	0.014226	-0.490116	4.36305	11.74484	0.002816	0.183597	0.020034	100
NUM732	0.001857	0.003696	0.035844	-0.045693	0.014249	-0.486771	4.345073	11.48752	0.003203	0.185748	0.020101	100
NUM733	0.001811	0.003696	0.035844	-0.045693	0.014234	-0.479641	4.356583	11.50224	0.003179	0.181132	0.020059	100
NUM734	0.001787	0.003696	0.035844	-0.045693	0.014234	-0.474583	4.354066	11.39337	0.003357	0.178708	0.020057	100
NUM735	0.001632	0.003391	0.035844	-0.045693	0.014153	-0.461962	4.420664	11.96635	0.002521	0.163249	0.019829	100
NUM736	0.001506	0.003038	0.035844	-0.045693	0.014184	-0.435519	4.367875	10.95745	0.004175	0.150605	0.019917	100
NUM737	0.001657	0.003391	0.035844	-0.045693	0.014263	-0.448564	4.302947	10.42712	0.005442	0.165736	0.020139	100
NUM738	0.001801	0.003696	0.035844	-0.045693	0.014272	-0.475253	4.310766	10.92321	0.004247	0.180092	0.020167	100
NUM739	0.001562	0.003391	0.035844	-0.045693	0.014313	-0.434267	4.239897	9.548733	0.008443	0.156196	0.020282	100
NUM740	0.00129	0.003038	0.035844	-0.045693	0.014254	-0.402181	4.261998	9.33183	0.009411	0.129045	0.020116	100
NUM741	0.001401	0.003391	0.035844	-0.045693	0.014248	-0.424769	4.281839	9.853441	0.00725	0.14006	0.020099	100
NUM742	0.001766	0.003696	0.035844	-0.045693	0.013849	-0.400939	4.495071	11.99269	0.002488	0.176647	0.018987	100
NUM743	0.001557	0.003391	0.035844	-0.045693	0.013698	-0.400543	4.621758	13.63266	0.001096	0.155749	0.018577	100

Data	Mean	Median	Maximum	Minimum	Std. Dev.	Skewness	Kurtosis	Jarque-Bera	Probability	Sum	Sum Sq. Dev.	Observations
NUM744	0.001521	0.003391	0.035844	-0.045693	0.013703	-0.392347	4.611518	13.3864	0.001239	0.152126	0.018589	100
NUM745	0.001396	0.003038	0.035844	-0.045693	0.013692	-0.36783	4.612072	13.08322	0.001442	0.139569	0.018559	100
NUM746	0.001229	0.003038	0.035844	-0.045693	0.013564	-0.367132	4.732939	14.75926	0.000624	0.122868	0.018215	100
NUM747	0.001114	0.002389	0.035844	-0.045693	0.013567	-0.342892	4.716786	14.24022	0.000809	0.111364	0.018223	100
NUM748	0.000969	0.001879	0.035844	-0.045693	0.01348	-0.331983	4.808613	15.46639	0.000438	0.096911	0.017989	100
NUM749	0.000801	0.001825	0.035844	-0.045693	0.013361	-0.32642	4.932709	17.33985	0.000172	0.080058	0.017674	100
NUM750	0.001012	0.001879	0.035844	-0.045693	0.013366	-0.363699	4.949194	18.03528	0.000121	0.101166	0.017685	100
NUM751	0.001084	0.002424	0.035844	-0.045693	0.013389	-0.375774	4.923249	17.76547	0.000139	0.108361	0.017748	100
NUM752	0.001466	0.003038	0.035844	-0.045693	0.013354	-0.405099	4.99852	19.3771	0.000062	0.146563	0.017655	100
NUM753	0.001391	0.002424	0.035844	-0.045693	0.013348	-0.389378	4.998471	19.16812	0.000069	0.139121	0.017639	100
NUM754	0.001066	0.002424	0.034963	-0.045693	0.012889	-0.550321	5.16989	24.66598	0.000004	0.1066	0.016445	100
NUM755	0.000889	0.001859	0.034963	-0.045693	0.012885	-0.515933	5.145807	23.62181	0.000007	0.088874	0.016436	100
NUM756	0.001093	0.001859	0.034963	-0.045693	0.013081	-0.487471	4.965102	20.05058	0.000044	0.109269	0.01694	100
NUM757	0.000977	0.001759	0.034963	-0.045693	0.013101	-0.461104	4.919167	18.89029	0.000079	0.097657	0.016992	100
NUM758	0.00108	0.001859	0.034963	-0.045693	0.013101	-0.483653	4.93472	19.49508	0.000058	0.107974	0.016991	100
NUM759	0.001225	0.001859	0.034963	-0.045693	0.012904	-0.474883	5.132645	22.7093	0.000012	0.122548	0.016485	100
NUM760	0.001377	0.001896	0.034963	-0.045693	0.01282	-0.505177	5.274507	25.80915	0.000002	0.137747	0.016272	100
NUM761	0.001404	0.001896	0.034963	-0.045693	0.012844	-0.503707	5.245488	25.23791	0.000003	0.140434	0.016333	100
NUM762	0.001352	0.001842	0.034963	-0.045693	0.012833	-0.493586	5.255725	25.26167	0.000003	0.135239	0.016304	100
NUM763	0.001516	0.001896	0.034963	-0.045693	0.012743	-0.526008	5.411628	28.84454	0.000001	0.151561	0.016076	100
NUM764	0.001955	0.001896	0.034963	-0.037294	0.011823	-0.12461	4.719638	12.58027	0.001855	0.195473	0.013839	100
NUM765	0.001833	0.001842	0.034963	-0.037294	0.01185	-0.097147	4.675349	11.85227	0.002669	0.183324	0.013902	100
NUM766	0.00145	0.001759	0.034963	-0.037294	0.011488	-0.189102	4.796564	14.0445	0.000892	0.144988	0.013064	100
NUM767	0.001808	0.001842	0.034963	-0.037294	0.011818	-0.11717	4.646357	11.52253	0.003147	0.180847	0.013826	100
NUM768	0.002016	0.001896	0.034963	-0.037294	0.011802	-0.156634	4.676399	12.11854	0.002336	0.201607	0.013789	100
NUM769	0.001747	0.001842	0.034963	-0.037294	0.011541	-0.194968	4.884546	15.43151	0.000446	0.174746	0.013186	100
NUM770	0.001791	0.001842	0.034963	-0.037294	0.011561	-0.202762	4.854646	15.01735	0.000548	0.179149	0.013233	100
NUM771	0.001525	0.001759	0.034963	-0.037294	0.011586	-0.16375	4.807489	14.05947	0.000885	0.152482	0.01329	100
NUM772	0.00148	0.001642	0.034963	-0.037294	0.011582	-0.152565	4.812708	14.07923	0.000876	0.148006	0.01328	100
NUM773	0.001581	0.001759	0.034963	-0.037294	0.011548	-0.175751	4.871683	15.11146	0.000523	0.158122	0.013202	100
NUM774	0.001781	0.001842	0.034963	-0.037294	0.01157	-0.213011	4.854167	15.08096	0.000531	0.178054	0.013252	100
NUM775	0.001703	0.001759	0.034963	-0.037294	0.011558	-0.194549	4.8679	15.16852	0.000508	0.17026	0.013225	100
NUM776	0.001827	0.001842	0.034963	-0.037294	0.011581	-0.221433	4.841063	14.94018	0.00057	0.182666	0.013277	100
NUM777	0.001657	0.001759	0.034963	-0.037294	0.011621	-0.185579	4.770619	13.63687	0.001093	0.165672	0.01337	100
NUM778	0.001421	0.001642	0.034963	-0.037294	0.011763	-0.161189	4.596143	11.04833	0.003989	0.142119	0.013699	100
NUM779	0.001398	0.001642	0.034963	-0.037294	0.011745	-0.159664	4.620109	11.36134	0.003411	0.139759	0.013656	100
NUM780	0.00164	0.001759	0.034963	-0.037294	0.011808	-0.192501	4.559935	10.75676	0.004615	0.163951	0.013804	100
NUM781	0.001667	0.001759	0.034963	-0.037294	0.011803	-0.19944	4.570022	10.93364	0.004225	0.166681	0.013792	100
NUM782	0.001778	0.001759	0.034963	-0.037294	0.011748	-0.221689	4.65566	12.2408	0.002198	0.177761	0.013663	100
NUM783	0.00185	0.001759	0.034963	-0.037294	0.011783	-0.233347	4.610026	11.70827	0.002868	0.185009	0.013744	100
NUM784	0.001934	0.001759	0.034963	-0.037294	0.011705	-0.240037	4.714381	13.20656	0.001356	0.193361	0.013563	100
NUM785	0.002061	0.001759	0.034963	-0.037294	0.011393	-0.086565	4.550772	10.14529	0.006266	0.206093	0.012851	100
NUM786	0.002078	0.001759	0.034963	-0.037294	0.011415	-0.08369	4.528678	9.85363	0.00725	0.20782	0 0129	100

Data	Mean	Median	Maximum	Minimum	Std. Dev.	Skewness	Kurtosis	Jarque-Bera	Probability	Sum	Sum Sq. Dev.	Observations
NUM787	0.002168	0.001842	0.034963	-0.037294	0.01142	-0.106007	4.523343	9.856349	0.00724	0.216827	0.012912	100
NUM788	0.002167	0.001842	0.034963	-0.037294	0.011419	-0.106027	4.524717	9.873876	0.007177	0.216711	0.012909	100
NUM789	0.002025	0.001759	0.034963	-0.037294	0.011434	-0.073467	4.498356	9.444413	0.008896	0.202494	0.012944	100
NUM790	0.001525	0.001642	0.034963	-0.046038	0.012401	-0.527035	5.458125	29.80601	0	0.152505	0.015225	100
NUM791	0.001464	0.001642	0.034963	-0.046038	0.01244	-0.513671	5.385607	28.11063	0.000001	0.14642	0.015321	100
NUM792	0.001122	0.001514	0.034963	-0.046038	0.012738	-0.507747	5.082483	22.36652	0.000014	0.112166	0.016062	100
NUM793	0.001586	0.001514	0.050215	-0.046038	0.013649	-0.043011	5.561104	27.36106	0.000001	0.158631	0.018444	100
NUM794	0.001389	0.001514	0.050215	-0.046038	0.013814	-0.035888	5.354806	23.12609	0.00001	0.138926	0.018893	100
NUM795	0.001452	0.001514	0.050215	-0.046038	0.013856	-0.043135	5.297724	22.02907	0.000016	0.145205	0.019006	100
NUM796	0.001454	0.001514	0.050215	-0.046038	0.013856	-0.043505	5.297184	22.01927	0.000017	0.145384	0.019007	100
NUM797	0.001264	0.001514	0.050215	-0.046038	0.014021	-0.03819	5.106361	18.51079	0.000096	0.126437	0.019462	100
NUM798	0.001185	0.001514	0.050215	-0.046038	0.013964	-0.030822	5.179576	19.8098	0.00005	0.118546	0.019304	100
NUM799	0.000804	0.001514	0.050215	-0.046038	0.014561	-0.180834	5.022157	17.58301	0.000152	0.080436	0.02099	100
NUM800	0.001063	0.001514	0.050215	-0.046038	0.014099	-0.060848	5.176844	19.80608	0.00005	0.106332	0.019681	100
NUM801	0.000554	0.001399	0.050215	-0.046038	0.013849	-0.104578	5.281875	21.87791	0.000018	0.055384	0.018988	100
NUM802	0.000593	0.001399	0.050215	-0.046038	0.013878	-0.107791	5.243455	21.16485	0.000025	0.059336	0.019069	100
NUM803	2.42E-05	0.001176	0.050215	-0.05182	0.014827	-0.421362	5.544794	29.94233	0	0.002418	0.021763	100
NUM804	0.000988	0.001399	0.096203	-0.05182	0.017673	1.222923	11.41073	319.6772	0	0.098794	0.03092	100
NUM805	0.000538	0.001176	0.096203	-0.05182	0.018022	1.143328	10.83217	277.3819	0	0.053754	0.032156	100
NUM806	0.00068	0.001176	0.096203	-0.05182	0.01814	1.114936	10.53939	257.5613	0	0.067965	0.032578	100
NUM807	0.000408	0.000977	0.096203	-0.05182	0.018176	1.144068	10.5288	257.9934	0	0.04084	0.032707	100
NUM808	0.00033	0.000824	0.096203	-0.05182	0.018175	1.157177	10.55266	259.9954	0	0.033006	0.032701	100
NUM809	0.000526	0.000824	0.096203	-0.05182	0.018308	1.117881	10.22214	238.1582	0	0.052575	0.033182	100
NUM810	0.000517	0.000824	0.096203	-0.05182	0.018304	1.119653	10.23243	238.8441	0	0.051749	0.033168	100
NUM811	7.72E-05	0.000582	0.096203	-0.05182	0.018487	1.111477	10.00206	224.8768	0	0.007718	0.033834	100
NUM812	0.000105	0.000582	0.096203	-0.05182	0.018494	1.105862	9.978955	223.323	0	0.010531	0.033862	100
NUM813	0.000357	0.000824	0.096203	-0.05182	0.018398	1.094268	10.11483	230.877	0	0.035669	0.033512	100
NUM814	0.00039	0.000977	0.096203	-0.05182	0.018397	1.089	10.10926	230.355	0	0.039015	0.033508	100
NUM815	0.000594	0.001176	0.096203	-0.05182	0.018504	1.04962	9.843547	213.5039	0	0.059384	0.033899	100
NUM816	0.000793	0.001396	0.096203	-0.05182	0.018507	1.019868	9.793095	209.6111	0	0.07931	0.033909	100
NUM817	0.000626	0.001176	0.096203	-0.05182	0.018453	1.051551	9.943286	219.3011	0	0.062593	0.03371	100
NUM818	0.000765	0.001396	0.096203	-0.05182	0.018488	1.025479	9.839029	212.4114	0	0.076498	0.033837	100
NUM819	0.000973	0.001453	0.096203	-0.05182	0.018525	0.990166	9.716748	204.3184	0	0.097274	0.033975	100
NUM820	0.001175	0.001514	0.096203	-0.05182	0.018593	0.953646	9.539619	193.3516	0	0.117463	0.034224	100
NUM821	0.001326	0.001642	0.096203	-0.05182	0.0186	0.929418	9.494389	190.1349	0	0.132616	0.034251	100
NUM822	0.001303	0.001642	0.096203	-0.05182	0.018616	0.928974	9.468438	188.7194	0	0.130345	0.034309	100
NUM823	0.001425	0.001642	0.096203	-0.05182	0.018509	0.941281	9.643629	198.6744	0	0.142459	0.033916	100
NUM824	0.001204	0.001642	0.096203	-0.05182	0.018235	0.960162	10.16711	229.3965	0	0.120445	0.032919	100
NUM825	0.001318	0.001759	0.096203	-0.05182	0.01823	0.942817	10.15479	228.1108	0	0.131826	0.0329	100
NUM826	0.001262	0.001759	0.096203	-0.05182	0.01829	0.932124	10.04769	221.4389	0	0.126165	0.03312	100
NUM827	0.001316	0.001759	0.096203	-0.05182	0.018312	0.92131	9.990526	217.7613	0	0.131627	0.033197	100
NUM828	0.001303	0.001759	0.096203	-0.05182	0.018316	0.922797	9.985174	217.4953	0	0.130279	0.033211	100
NUM829	0.001404	0.001842	0.096203	-0.05182	0.018346	0.903497	9.900193	211.9912	0	0.140416	0.033321	100

Data	Mean	Median	Maximum	Minimum	Std. Dev.	Skewness	Kurtosis	Jarque-Bera	Probability	Sum	Sum Sq. Dev.	Observations
NUM830	0.001692	0.001896	0.096203	-0.05182	0.018152	0.916178	10.22377	231.4181	0	0.169165	0.032621	100
NUM831	0.001851	0.002274	0.096203	-0.05182	0.018172	0.888914	10.14792	226.0558	0	0.185062	0.032694	100
NUM832	0.001582	0.001896	0.096203	-0.05182	0.018123	0.931217	10.30623	236.8737	0	0.158199	0.032517	100
NUM833	0.001664	0.001896	0.096203	-0.05182	0.018154	0.915051	10.22259	231.313	0	0.166395	0.032626	100
NUM834	0.001728	0.002274	0.096203	-0.05182	0.018162	0.903409	10.19015	229.0121	0	0.172801	0.032657	100
NUM835	0.001741	0.002618	0.096203	-0.05182	0.018162	0.901295	10.18727	228.7756	0	0.17406	0.032658	100
NUM836	0.001745	0.002618	0.096203	-0.05182	0.01816	0.901126	10.19179	229.0415	0	0.17452	0.032649	100
NUM837	0.001632	0.002618	0.096203	-0.05182	0.018102	0.923181	10.3406	238.7229	0	0.16321	0.032442	100
NUM838	0.001732	0.002618	0.096203	-0.05182	0.018175	0.904837	10.16574	227.5946	0	0.173151	0.032703	100
NUM839	0.001873	0.002618	0.096203	-0.05182	0.018117	0.895128	10.26465	233.2508	0	0.187318	0.032493	100
NUM840	0.001903	0.002618	0.096203	-0.05182	0.018101	0.893905	10.29343	234.9601	0	0.190281	0.032437	100
NUM841	0.001823	0.002257	0.096203	-0.05182	0.0181	0.907166	10.31158	236.4624	0	0.182271	0.032434	100
NUM842	0.001785	0.001896	0.096203	-0.05182	0.018098	0.913683	10.32394	237.4138	0	0.178524	0.032426	100
NUM843	0.001799	0.002154	0.096203	-0.05182	0.018098	0.91139	10.32129	237.1827	0	0.179907	0.032426	100
NUM844	0.001905	0.002497	0.096203	-0.05182	0.018107	0.893071	10.28029	234.1375	0	0.190495	0.032457	100
NUM845	0.001838	0.002497	0.096203	-0.05182	0.01814	0.896551	10.22128	230.6756	0	0.183809	0.032575	100
NUM846	0.00187	0.002497	0.096203	-0.05182	0.018145	0.890573	10.20284	229.389	0	0.187025	0.032595	100
NUM847	0.002019	0.002618	0.096203	-0.05182	0.01815	0.866538	10.16326	226.316	0	0.201936	0.032612	100
NUM848	0.002196	0.002693	0.096203	-0.05182	0.018234	0.834432	9.952276	212.9968	0	0.219558	0.032915	100
NUM849	0.002187	0.002693	0.096203	-0.05182	0.018234	0.835785	9.953008	213.0769	0	0.218706	0.032917	100
NUM850	0.002008	0.002618	0.096203	-0.05182	0.018228	0.863898	10.00069	216.6454	0	0.200783	0.032893	100
NUM851	0.001646	0.002497	0.096203	-0.05182	0.018445	0.852133	9.666121	197.2571	0	0.164563	0.033682	100
NUM852	0.001377	0.002136	0.096203	-0.05182	0.018383	0.894745	9.84096	208.3376	0	0.137705	0.033456	100
NUM853	0.001532	0.002497	0.096203	-0.05182	0.018426	0.866682	9.722344	200.8102	0	0.153173	0.033612	100
NUM854	0.001433	0.002136	0.096203	-0.05182	0.018443	0.879608	9.706115	200.2784	0	0.143287	0.033674	100
NUM855	0.001526	0.002136	0.096203	-0.05182	0.01842	0.86883	9.735578	201.6145	0	0.152594	0.033591	100
NUM856	0.001245	0.001784	0.096203	-0.05182	0.018295	0.915033	10.03889	220.3963	0	0.124519	0.033135	100
NUM857	0.001313	0.001784	0.096203	-0.05182	0.018276	0.907533	10.0653	221.7208	0	0.131308	0.033069	100
NUM858	0.001258	0.00163	0.096203	-0.05182	0.01827	0.917395	10.09039	223.5004	0	0.125795	0.033046	100
NUM859	0.001437	0.001784	0.096203	-0.05182	0.018257	0.892214	10.08196	222.2428	0	0.143733	0.033	100
NUM860	0.001435	0.001662	0.096203	-0.05182	0.018257	0.892622	10.08253	222.2888	0	0.14349	0.033	100
NUM861	0.001532	0.001662	0.096203	-0.05182	0.018351	0.878052	9.879625	210.0548	0	0.153228	0.033339	100
NUM862	0.001718	0.002041	0.096203	-0.05182	0.018445	0.844727	9.654949	196.4275	0	0.171814	0.033682	100
NUM863	0.001877	0.002041	0.096203	-0.05182	0.018521	0.816115	9.476028	185.8463	0	0.187661	0.03396	100
NUM864	0.001775	0.002041	0.096203	-0.05182	0.018569	0.822183	9.399172	181.8889	0	0.177491	0.034137	100
NUM865	0.001714	0.002041	0.096203	-0.05182	0.018608	0.823036	9.336282	178.5751	0	0.171396	0.034278	100
NUM866	0.001999	0.002497	0.096203	-0.05182	0.018697	0.778991	9.123263	166.3402	0	0.199893	0.034608	100
NUM867	0.001966	0.002497	0.096203	-0.05182	0.01865	0.779358	9.200786	170.3306	0	0.196602	0.034433	100
NUM868	0.001708	0.002041	0.096203	-0.05182	0.018696	0.8071	9.15903	168.9138	0	0.170813	0.034604	100
NUM869	0.001661	0.002041	0.096203	-0.05182	0.018707	0.812811	9.14569	168.384	0	0.166093	0.034645	100
NUM870	0.001493	0.001662	0.096203	-0.05182	0.018713	0.837222	9.164258	170.0077	0	0.149308	0.034667	100
NUM871	0.001838	0.002041	0.096203	-0.05182	0.018765	0.791994	9.012267	161.0682	0	0.183781	0.034861	100
NUM872	0.001897	0.002497	0.096203	-0.05182	0.01877	0.782035	8.992924	159.8394	0	0.189684	0.034879	100

Data	Mean	Median	Maximum	Minimum	Std. Dev.	Skewness	Kurtosis	Jarque-Bera	Probability	Sum	Sum Sq. Dev.	Observations
NUM873	0.00202	0.002497	0.096203	-0.05182	0.018816	0.760009	8.887059	154.033	0	0.202029	0.035051	100
NUM874	0.001917	0.002471	0.096203	-0.05182	0.018784	0.778545	8.96372	158.2937	0	0.191677	0.034932	100
NUM875	0.001911	0.002471	0.096203	-0.05182	0.018785	0.779415	8.963068	158.2839	0	0.191054	0.034936	100
NUM876	0.002153	0.002471	0.096203	-0.05182	0.019046	0.758636	8.527185	136.8829	0	0.215289	0.035913	100
NUM877	0.002236	0.002471	0.096203	-0.05182	0.019013	0.751695	8.572101	138.7854	0	0.223607	0.035788	100
NUM878	0.002756	0.002575	0.096203	-0.05182	0.019185	0.709949	8.259788	123.6729	0	0.275595	0.03644	100
NUM879	0.002733	0.002575	0.096203	-0.05182	0.019179	0.713997	8.274632	124.4205	0	0.273298	0.036414	100
NUM880	0.00252	0.002471	0.096203	-0.05182	0.019141	0.747361	8.370855	129.5012	0	0.25197	0.03627	100
NUM881	0.0024	0.002471	0.096203	-0.05182	0.01919	0.756719	8.307229	126.9049	0	0.239982	0.036456	100
NUM882	0.002228	0.002471	0.096203	-0.05182	0.019275	0.765141	8.195894	122.2462	0	0.222782	0.036781	100
NUM883	0.002268	0.002471	0.096203	-0.05182	0.019298	0.758184	8.152456	120.1966	0	0.226799	0.036868	100
NUM884	0.002534	0.002575	0.096203	-0.05182	0.019382	0.7178	7.980728	111.9525	0	0.253385	0.037192	100
NUM885	0.002746	0.002575	0.096203	-0.05182	0.019253	0.714521	8.146384	118.8643	0	0.274567	0.036699	100
NUM886	0.002705	0.002575	0.096203	-0.05182	0.019228	0.721143	8.194049	121.0764	0	0.270534	0.036601	100
NUM887	0.002632	0.002471	0.096203	-0.05182	0.019224	0.732859	8.211609	122.1216	0	0.26323	0.036586	100
NUM888	0.002608	0.002471	0.096203	-0.05182	0.019212	0.737136	8.235399	123.262	0	0.260791	0.03654	100
NUM889	0.003579	0.002575	0.096203	-0.05182	0.019193	0.721533	8.24821	123.4423	0	0.272728	0.03647	100
NUM890	0.00312	0.002575	0.096203	-0.05182	0.018577	0.914231	8.833705	155.7307	0	0.312005	0.034167	100
NUM891	0.00307	0.002575	0.096203	-0.05182	0.018618	0.910945	8.772399	152.6661	0	0.307017	0.034317	100
NUM892	0.003278	0.002575	0.096203	-0.05182	0.018398	0.951666	9.087407	169.4967	0	0.327784	0.033509	100
NUM893	0.002685	0.002471	0.096203	-0.05182	0.017816	0.959322	9.966188	217.5374	0	0.268493	0.031424	100
NUM894	0.002737	0.002471	0.096203	-0.05182	0.017758	0.97118	10.06954	223.9631	0	0.273661	0.031218	100
NUM895	0.002542	0.002041	0.096203	-0.05182	0.017744	1.002928	10.14221	229.3109	0	0.254216	0.031172	100

Output Eviews JAKCONS

Data	Mean	Median	Maximum	.Minimum	Std. Dev.	Skewness	Kurtosis	Jarque-Bera	Probability	Sum	Sum Sq. Dev.	Observations
NUM101	0.000868	8.69E-05	0.036833	-0.025492	0.01103	0.070488	3.725782	2.277642	0.320196	0.086771	0.012045	100
NUM102	0.000922	8.69E-05	0.036833	-0.025492	0.01101	0.058312	3.751083	2.407194	0.300113	0.092245	0.012	100
NUM103	0.001165	0.000458	0.036833	-0.025492	0.011131	0.033714	3.649022	1.774069	0.411875	0.116494	0.012265	100
NUM104	0.001116	8.69E-05	0.036833	-0.025492	0.011132	0.046836	3.647399	1.782919	0.410057	0.111554	0.012269	100
NUM105	0.001117	8.69E-05	0.036833	-0.025492	0.011132	0.046582	3.647592	1.783561	0.409925	0.111651	0.012269	100
NUM106	0.001155	0.000458	0.036833	-0.025492	0.01113	0.036384	3.650382	1.78455	0.409723	0.115482	0.012263	100
NUM107	0.00128	0.000873	0.036833	-0.025492	0.011104	0.007731	3.680218	1.928896	0.381194	0.12796	0.012206	100
NUM108	0.001409	0.000873	0.036833	-0.025492	0.010945	0.03003	3.788552	2.605925	0.271726	0.140903	0.011859	100
NUM109	0.001465	0.001258	0.036833	-0.025492	0.010939	0.015139	3.796458	2.646928	0.266212	0.146512	0.011846	100
NUM110	0.001337	0.001258	0.036833	-0.025492	0.010757	-0.024203	3.897448	3.365653	0.185848	0.133693	0.011457	100
NUM111	0.001486	0.001258	0.036833	-0.025492	0.010646	-0.037229	4.020379	4.36132	0.112967	0.14861	0.011221	100
NUM112	0.001353	0.001117	0.036833	-0.025492	0.010701	-0.010306	3.949326	3.756852	0.15283	0.13525	0.011336	100
NUM113	0.001461	0.001258	0.036833	-0.025492	0.010716	-0.037487	3.9291	3.620198	0.163638	0.146097	0.011369	100
NUM114	0.001384	0.001258	0.036833	-0.025492	0.010684	-0.020731	3.972717	3.94957	0.138791	0.138352	0.0113	100
NUM115	0.00139	0.001258	0.036833	-0.025492	0.010691	-0.020735	3.965023	3.887456	0.143169	0.139048	0.011314	100
NUM116	0.001589	0.001537	0.036833	-0.025492	0.010792	-0.045267	3.862454	3.133434	0.208729	0.158933	0.011529	100
NUM117	0.001678	0.001878	0.036833	-0.025492	0.010777	-0.068091	3.88446	3.336729	0.188555	0.167755	0.011498	100
NUM118	0.001843	0.001878	0.036833	-0.025492	0.010613	-0.062969	4.034473	4.524981	0.104091	0.184258	0.011151	100
NUM119	0.001873	0.001878	0.036833	-0.025492	0.010591	-0.067356	4.064732	4.799169	0.090756	0.187304	0.011104	100
NUM120	0.00172	0.001537	0.036833	-0.025492	0.010593	-0.031471	4.059146	4.690629	0.095817	0.172034	0.011108	100
NUM121	0.001519	0.001537	0.036833	-0.029957	0.010998	-0.203748	4.165668	6.35348	0.041721	0.151876	0.011975	100
NUM122	0.001814	0.001878	0.036833	-0.029957	0.010708	-0.17118	4.338875	7.957489	0.018709	0.181385	0.011351	100
NUM123	0.00176	0.001878	0.036833	-0.029957	0.010669	-0.165958	4.390307	8.513006	0.014172	0.176013	0.011269	100
NUM124	0.001524	0.001878	0.036833	-0.03223	0.011152	-0.360735	4.517635	11.76555	0.002787	0.152364	0.012312	100
NUM125	0.001352	0.001537	0.036833	-0.03223	0.011248	-0.32913	4.37461	9.678574	0.007913	0.135183	0.012525	100
NUM126	0.001288	0.001537	0.036833	-0.03223	0.011279	-0.313796	4.322492	8.928574	0.011513	0.128771	0.012595	100
NUM127	0.000953	0.001258	0.036833	-0.03223	0.011667	-0.37069	4.177729	8.069549	0.01769	0.095252	0.013475	100
NUM128	0.000769	0.001117	0.036833	-0.03223	0.011748	-0.334987	4.063724	6.584895	0.037163	0.076872	0.013663	100
NUM129	0.001355	0.001258	0.044727	-0.03223	0.01245	0.039924	4.766301	13.02581	0.001484	0.135502	0.015346	100
NUM130	0.001279	0.001258	0.044727	-0.03223	0.012516	0.043313	4.685505	11.86846	0.002647	0.127941	0.015508	100
NUM131	0.000945	0.001117	0.044727	-0.03223	0.012673	0.056472	4.560246	10.19635	0.006108	0.09445	0.0159	100
NUM132	0.001124	0.001117	0.044727	-0.03223	0.01243	0.103525	4.735342	12.72618	0.001724	0.112428	0.015296	100
NUM133	0.000779	0.000734	0.044727	-0.03223	0.012571	0.115816	4.630754	11.30421	0.00351	0.077871	0.015645	100
NUM134	-2.05E-05	0.000458	0.044727	-0.063173	0.014004	-0.725789	7.240196	83.69308	0	-0.002046	0.019416	100
NUM135	-0.000662	8.69E-05	0.044727	-0.063173	0.015166	-1.028486	7.343911	96.25291	0	-0.06616	0.022772	100
NUM136	0.000185	0.000458	0.083874	-0.063173	0.017363	0.339043	9.927028	201.848	0	0.018502	0.029846	100
NUM137	0.000134	0.000458	0.083874	-0.063173	0.017344	0.347858	9.973323	204.6302	0	0.013357	0.029782	100
NUM138	0.000308	0.000734	0.083874	-0.063173	0.017373	0.319274	9.896583	199.8775	0	0.030814	0.02988	100
NUM139	0.000502	0.000734	0.083874	-0.063173	0.017537	0.304145	9.555123	180.5819	0	0.050242	0.030447	100

Data	Mean	Median	Maximum	Minimum	Std. Dev.	Skewness	Kurtosis	Jarque-Bera	Probability	Sum	Sum Sq. Dev.	Observations
NUM140	0.000719	0.001117	0.083874	-0.063173	0.017648	0.275902	9.318821	167.6333	0	0.071915	0.030834	100
NUM141	0.000854	0.001258	0.083874	-0.063173	0.017686	0.254034	9.233352	162.97	0	0.085444	0.030966	100
NUM142	0.000657	0.001117	0.083874	-0.063173	0.017597	0.281389	9.423527	173.2434	0	0.065749	0.030654	100
NUM143	0.000446	0.000734	0.083874	-0.063173	0.017653	0.307875	9.324188	168.2271	0	0.044596	0.03085	100
NUM144	0.000535	0.000734	0.083874	-0.063173	0.017627	0.295581	9.371703	170.617	0	0.053486	0.03076	100
NUM145	0.000608	0.001117	0.083874	-0.063173	0.017633	0.283096	9.354712	169.5956	0	0.060771	0.03078	100
NUM146	0.000719	0.001258	0.083874	-0.063173	0.017645	0.26437	9.322288	167.7121	0	0.071898	0.030823	100
NUM147	0.000717	0.001258	0.083874	-0.063173	0.017644	0.264618	9.32357	167.7818	0	0.071747	0.030821	100
NUM148	0.000561	0.001117	0.083874	-0.063173	0.017679	0.286634	9.262148	164.7631	0	0.056098	0.030942	100
NUM149	0.000465	0.001117	0.083874	-0.063173	0.017644	0.302158	9.340955	169.0538	0	0.04652	0.030819	100
NUM150	0.000372	0.001117	0.083874	-0.063173	0.01759	0.315233	9.458404	175.452	0	0.037197	0.03063	100
NUM151	0.00032	0.001117	0.083874	-0.063173	0.017625	0.318156	9.39002	171.8219	0	0.031953	0.030754	100
NUM152	0.000299	0.001117	0.083874	-0.063173	0.01763	0.321204	9.380685	171.3576	0	0.02988	0.030772	100
NUM153	0.000597	0.001258	0.083874	-0.063173	0.017461	0.307712	9.685583	187.8157	0	0.05972	0.030185	100
NUM154	0.000516	0.001258	0.083874	-0.063173	0.017438	0.321507	9.743951	191.2264	0	0.051638	0.030103	100
NUM155	0.000427	0.001117	0.083874	-0.063173	0.017453	0.335222	9.716821	189.8549	0	0.042746	0.030156	100
NUM156	0.000431	0.001117	0.083874	-0.063173	0.017451	0.33492	9.720895	190.0797	0	0.043101	0.030149	100
NUM157	0.000554	0.001258	0.083874	-0.063173	0.017474	0.314061	9.660636	186.4942	0	0.055379	0.03023	100
NUM158	0.000648	0.001258	0.083874	-0.063173	0.017522	0.29978	9.552788	180.4104	0	0.064826	0.030395	100
NUM159	0.000698	0.001445	0.083874	-0.063173	0.017522	0.291218	9.549445	180.1436	0	0.069837	0.030395	100
NUM160	0.000808	0.001722	0.083874	-0.063173	0.01755	0.272923	9.482575	176.3405	0	0.08076	0.030492	100
NUM161	0.000878	0.001915	0.083874	-0.063173	0.017547	0.261184	9.48485	176.3589	0	0.087781	0.030481	100
NUM162	0.000782	0.001722	0.083874	-0.063173	0.017529	0.277421	9.530087	178.9579	0	0.078241	0.030418	100
NUM163	0.0008	0.001722	0.083874	-0.063173	0.017535	0.274503	9.514958	178.1087	0	0.080001	0.03044	100
NUM164	0.000753	0.001722	0.083874	-0.063173	0.017518	0.282298	9.554389	180.3283	0	0.075303	0.030381	100
NUM165	0.000543	0.001722	0.083874	-0.063173	0.017685	0.283396	9.248382	164.0147	0	0.054281	0.030964	100
NUM166	0.000598	0.001722	0.083874	-0.063173	0.017706	0.274462	9.202079	161.5296	0	0.059777	0.031037	100
NUM167	0.000732	0.001722	0.083874	-0.063173	0.017827	0.265583	8.972462	149.8018	0	0.073185	0.031462	100
NUM168	0.000708	0.001722	0.083874	-0.063173	0.017835	0.268726	8.957845	149.1032	0	0.070834	0.031491	100
NUM169	0.001026	0.001915	0.083874	-0.063173	0.017646	0.256759	9.27889	165.3673	0	0.102591	0.030825	100
NUM170	0.001195	0.002078	0.083874	-0.063173	0.017734	0.234277	9.095808	155.7434	0	0.119499	0.031135	100
NUM171	0.001096	0.002078	0.083874	-0.063173	0.017761	0.248284	9.046375	153.3551	0	0.109595	0.031231	100
NUM172	0.000877	0.002078	0.083874	-0.063173	0.017573	0.261719	9.403932	172.0181	0	0.087699	0.030573	100
NUM173	0.000972	0.002223	0.083874	-0.063173	0.01757	0.246023	9.404947	171.9394	0	0.097165	0.030563	100
NUM174	0.00108	0.002662	0.083874	-0.063173	0.0176	0.228184	9.335862	168.1309	0	0.108038	0.030668	100
NUM175	0.000722	0.002223	0.083874	-0.063173	0.017596	0.268337	9.36507	170.0089	0	0.072153	0.030652	100
NUM176	0.00062	0.002078	0.083874	-0.063173	0.017612	0.284103	9.337831	168.7123	0	0.061971	0.030707	100
NUM177	0.000431	0.002078	0.083874	-0.063173	0.017766	0.284364	9.061702	154.4487	0	0.0431	0.031249	100
NUM178	0.000145	0.001823	0.083874	-0.063173	0.017863	0.311879	8.902056	146.7639	0	0.01452	0.031591	100
NUM179	0.000458	0.002078	0.083874	-0.063173	0.01796	0.272985	8.709391	137.0635	0	0.045842	0.031935	100

Data	Mean	Median	Maximum	Minimum	Std. Dev.	Skewness	Kurtosis	Jarque-Bera	Probability	Sum	Sum Sq. Dev.	Observations
NUM180	0.000434	0.002078	0.083874	-0.063173	0.017967	0.276599	8.698844	136.5952	0	0.043356	0.031958	100
NUM181	0.000473	0.002078	0.083874	-0.063173	0.017986	0.270712	8.659528	134.6808	0	0.047315	0.032028	100
NUM182	0.000428	0.002078	0.083874	-0.063173	0.01799	0.277969	8.655359	134.5506	0	0.042836	0.03204	100
NUM183	0.000444	0.002078	0.083874	-0.063173	0.017996	0.275451	8.643597	133.9737	0	0.044389	0.032061	100
NUM184	0.000249	0.001823	0.083874	-0.063173	0.017961	0.305511	8.720495	137.9059	0	0.02494	0.031938	100
NUM185	0.000299	0.001823	0.083874	-0.063173	0.017944	0.299032	8.749662	139.2346	0	0.029915	0.031877	100
NUM186	0.000463	0.002078	0.083874	-0.063173	0.017954	0.27309	8.720115	137.5751	0	0.046279	0.031913	100
NUM187	4.15E-05	0.001823	0.083874	-0.063173	0.017583	0.272823	9.317127	167.5159	0	0.004151	0.030606	100
NUM188	-0.000145	0.001304	0.083874	-0.063173	0.017614	0.299365	9.265771	165.0765	0	-0.014507	0.030714	100
NUM189	-0.000125	0.001823	0.083874	-0.063173	0.017616	0.295843	9.260417	164.7621	0	-0.012486	0.030721	100
NUM190	-0.000247	0.001823	0.083874	-0.063173	0.017525	0.309212	9.448631	174.8637	0	-0.024724	0.030405	100
NUM191	-0.000191	0.001823	0.083874	-0.063173	0.017515	0.300493	9.465685	175.6928	0	-0.019145	0.030371	100
NUM192	8.76E-05	0.002078	0.083874	-0.063173	0.017732	0.280766	9.051228	153.8862	0	0.008762	0.03113	100
NUM193	-0.000171	0.001823	0.083874	-0.063173	0.017737	0.316629	9.059396	154.6554	0	-0.017133	0.031147	100
NUM194	-0.000316	0.001304	0.083874	-0.063173	0.017681	0.339217	9.182558	161.1846	0	-0.031556	0.030948	100
NUM195	-0.000104	0.001823	0.083874	-0.063173	0.01767	0.308188	9.188565	161.1594	0	-0.010419	0.030911	100
NUM196	-0.000144	0.001823	0.083874	-0.063173	0.017645	0.313468	9.241659	163.964	0	-0.014352	0.030822	100
NUM197	-0.000231	0.001304	0.083874	-0.063173	0.01764	0.328249	9.257134	164.928	0	-0.023062	0.030807	100
NUM198	-0.000342	0.001304	0.083874	-0.063173	0.017705	0.336646	9.137138	158.8241	0	-0.03422	0.031034	100
NUM199	-0.000252	0.001304	0.083874	-0.063173	0.017626	0.337782	9.280775	166.2688	0	-0.025153	0.030756	100
NUM200	-0.000386	0.001304	0.083874	-0.063173	0.017785	0.318895	9.016572	152.5246	0	-0.038617	0.031315	100
NUM201	-0.000324	0.001304	0.083874	-0.063173	0.01781	0.308798	8.962296	149.71	0	-0.032371	0.031404	100
NUM202	-0.000239	0.001823	0.083874	-0.063173	0.01783	0.294543	8.91859	147.403	0	-0.023932	0.031471	100
NUM203	-0.000365	0.001823	0.083874	-0.063173	0.017739	0.308621	9.097079	156.4807	0	-0.036482	0.031154	100
NUM204	-0.000424	0.001823	0.083874	-0.063173	0.017754	0.317221	9.071905	155.294	0	-0.0424	0.031204	100
NUM205	-0.000514	0.001823	0.083874	-0.063173	0.017778	0.329773	9.030477	153.3402	0	-0.05139	0.031289	100
NUM206	-0.000399	0.001823	0.083874	-0.063173	0.017833	0.312447	8.913976	147.3567	0	-0.039863	0.031485	100
NUM207	-0.000467	0.001304	0.083874	-0.063173	0.017825	0.324207	8.935692	148.5537	0	-0.046738	0.031455	100
NUM208	-0.000535	0.001304	0.083874	-0.063173	0.017858	0.331129	8.877711	145.7753	0	-0.053519	0.03157	100
NUM209	-0.000496	0.001304	0.083874	-0.063173	0.01787	0.324494	8.850745	144.385	0	-0.049593	0.031614	100
NUM210	-0.000326	0.001304	0.083874	-0.063173	0.018052	0.320854	8.540444	129.6179	0	-0.032585	0.032263	100
NUM211	-0.000151	0.001823	0.083874	-0.063173	0.01815	0.297942	8.358724	121.1292	0	-0.015106	0.032611	100
NUM212	-0.000112	0.001823	0.083874	-0.063173	0.018133	0.293358	8.385642	122.2891	0	-0.01118	0.032553	100
NUM213	-0.000302	0.000758	0.083874	-0.063173	0.018143	0.321408	8.380913	122.3643	0	-0.030155	0.032588	100
NUM214	-0.0002	0.000758	0.083874	-0.063173	0.018185	0.305629	8.299914	118.5947	0	-0.019999	0.032737	100
NUM215	-0.00046	-0.000289	0.083874	-0.063173	0.01819	0.340955	8.308422	119.3514	0	-0.045963	0.032758	100
NUM216	-0.00065	-0.000479	0.083874	-0.063173	0.018107	0.36859	8.468903	126.8847	0	-0.065034	0.032459	100
NUM217	-0.000807	-0.000536	0.083874	-0.063173	0.018132	0.390783	8.437168	125.7235	0	-0.080669	0.032547	100
NUM218	-0.000936	-0.000589	0.083874	-0.063173	0.018175	0.406001	8.370345	122.9165	0	-0.093553	0.032704	100
NUM219	-0.001013	-0.000589	0.083874	-0.063173	0.018207	0.414511	8.321417	120.8532	0	-0.101328	0.032816	100

Data	Mean	Median	Maximum	Minimum	Std. Dev.	Skewness	Kurtosis	Jarque-Bera	Probability	Sum	Sum Sq. Dev.	Observations
NUM220	-0.000883	-0.000522	0.083874	-0.063173	0.018217	0.393248	8.290272	119.1898	0	-0.088267	0.032855	100
NUM221	-0.000369	-0.000289	0.083874	-0.063173	0.018114	0.375455	8.389878	123.3944	0	-0.03686	0.032483	100
NUM222	-0.000344	-0.000289	0.083874	-0.063173	0.018124	0.371444	8.369442	122.4283	0	-0.034407	0.032519	100
NUM223	-0.0004	-0.000289	0.083874	-0.063173	0.01811	0.381017	8.398719	123.8619	0	-0.04002	0.032471	100
NUM224	-0.000101	-0.000289	0.083874	-0.063173	0.017824	0.406849	8.818506	143.8213	0	-0.010097	0.031452	100
NUM225	5.89E-05	0.000497	0.083874	-0.063173	0.017776	0.387324	8.897592	147.4236	0	0.005893	0.031281	100
NUM226	0.000222	0.001369	0.083874	-0.063173	0.017782	0.361237	8.87114	145.8011	0	0.022219	0.031304	100
NUM227	0.000612	0.001885	0.083874	-0.063173	0.017566	0.355217	9.205569	162.5575	0	0.061243	0.030549	100
NUM228	0.000895	0.002326	0.083874	-0.063173	0.017565	0.31733	9.185959	161.1203	0	0.08952	0.030546	100
NUM229	0.000752	0.002326	0.083874	-0.063173	0.01726	0.243921	9.524195	178.3463	0	0.075184	0.029492	100
NUM230	0.000756	0.002326	0.083874	-0.063173	0.017256	0.243787	9.531572	178.7465	0	0.075645	0.02948	100
NUM231	0.000723	0.002326	0.083874	-0.063173	0.017303	0.236386	9.45175	174.3691	0	0.072299	0.02964	100
NUM232	0.000362	0.002326	0.083874	-0.063173	0.01783	0.12931	8.755955	138.3246	0	0.036187	0.031472	100
NUM233	0.000985	0.002567	0.083874	-0.063173	0.018148	0.149877	8.363311	120.229	0	0.098488	0.032606	100
NUM234	0.001437	0.002567	0.083874	-0.058571	0.017064	0.626069	8.60527	137.4454	0	0.143732	0.028827	100
NUM235	0.001791	0.002567	0.083874	-0.042889	0.016149	1.157414	8.73191	159.2218	0	0.179128	0.025819	100
NUM236	0.000267	0.002326	0.040925	-0.068545	0.015504	-0.848954	6.190989	54.43876	0	0.026709	0.023797	100
NUM237	0.000635	0.002326	0.040925	-0.068545	0.016017	-0.6773	5.904785	42.803	0	0.063476	0.025397	100
NUM238	0.000715	0.002326	0.040925	-0.068545	0.016092	-0.669147	5.825721	40.73221	0	0.07145	0.025637	100
NUM239	0.000641	0.002326	0.040925	-0.068545	0.015998	-0.690092	5.911969	43.26862	0	0.064067	0.025337	100
NUM240	0.000271	0.001885	0.040925	-0.068545	0.015965	-0.656501	5.886778	41.9061	0	0.027064	0.025232	100
NUM241	0.00021	0.001885	0.040925	-0.068545	0.01593	-0.653348	5.925531	42.77577	0	0.02102	0.025121	100
NUM242	0.000274	0.002326	0.040925	-0.068545	0.015937	-0.664278	5.925486	43.01469	0	0.027441	0.025144	100
NUM243	0.000586	0.002567	0.040925	-0.068545	0.015947	-0.702895	5.966549	44.90276	0	0.05861	0.025176	100
NUM244	0.000552	0.002567	0.040925	-0.068545	0.015952	-0.696034	5.953118	44.41149	0	0.055244	0.025192	100
NUM245	0.000566	0.002567	0.040925	-0.068545	0.015957	-0.697626	5.948318	44.33045	0	0.056606	0.025208	100
NUM246	0.000562	0.002567	0.040925	-0.068545	0.015955	-0.697251	5.950444	44.37397	0	0.056176	0.025201	100
NUM247	0.000235	0.002326	0.040925	-0.068545	0.01615	-0.654305	5.680485	37.07274	0	0.023497	0.025822	100
NUM248	0.000154	0.002326	0.040925	-0.068545	0.016228	-0.643855	5.578059	34.60243	0	0.015382	0.02607	100
NUM249	8.89E-05	0.002071	0.040925	-0.068545	0.016233	-0.631437	5.561043	33.97413	0	0.008888	0.026086	100
NUM250	0.000134	0.002071	0.040925	-0.068545	0.016255	-0.635042	5.538477	33.57074	0	0.013434	0.02616	100
NUM251	0.000365	0.002567	0.040925	-0.068545	0.016215	-0.67415	5.625844	36.30403	0	0.036469	0.02603	100
NUM252	0.000556	0.002897	0.040925	-0.068545	0.016264	-0.697141	5.596213	36.18478	0	0.05563	0.026186	100
NUM253	0.000365	0.002567	0.040925	-0.068545	0.016317	-0.661961	5.497776	33.29855	0	0.03654	0.026357	100
NUM254	0.00035	0.002567	0.040925	-0.068545	0.016316	-0.659105	5.495842	33.19544	0	0.034961	0.026355	100
NUM255	0.000279	0.002567	0.040925	-0.068545	0.016363	-0.646448	5.427678	31.52165	0	0.027947	0.026506	100
NUM256	0.000522	0.002897	0.040925	-0.068545	0.0164	-0.677244	5.422792	32.10233	0	0.052159	0.026627	100
NUM257	0.000299	0.002567	0.040925	-0.068545	0.016422	-0.64038	5.360135	30.0441	0	0.029877	0.0267	100
NUM258	0.000271	0.002567	0.040925	-0.068545	0.016401	-0.640717	5.380323	30.45004	0	0.027126	0.026632	100
NUM259	0.000256	0.002067	0.040925	-0.068545	0.016399	-0.638161	5.380555	30.40017	0	0.025579	0.026625	100

Data	Mean	Median	Maximum	Minimum	Std. Dev.	Skewness	Kurtosis	Jarque-Bera	Probability	Sum	Sum Sq. Dev.	Observations
NUM260	0.000211	0.002067	0.040925	-0.068545	0.016377	-0.634717	5.40177	30.74984	0	0.021122	0.026552	100
NUM261	0.000263	0.002067	0.040925	-0.068545	0.016396	-0.640675	5.385623	30.5544	0	0.026296	0.026613	100
NUM262	9.48E-05	0.002067	0.040925	-0.068545	0.016491	-0.611439	5.250548	27.33499	0.000001	0.009483	0.026922	100
NUM263	-0.000169	0.001365	0.040925	-0.068545	0.016572	-0.569454	5.125511	24.22877	0.000005	-0.016891	0.027187	100
NUM264	-0.000177	0.001365	0.040925	-0.068545	0.016569	-0.568349	5.127051	24.23511	0.000005	-0.017679	0.02718	100
NUM265	0.000192	0.002067	0.040925	-0.068545	0.01645	-0.613237	5.290925	28.13573	0.000001	0.019234	0.026791	100
NUM266	9.77E-05	0.001365	0.040925	-0.068545	0.016421	-0.601355	5.313903	28.33609	0.000001	0.009775	0.026694	100
NUM267	-0.00048	0.000817	0.040925	-0.068545	0.016615	-0.595335	5.134675	24.8939	0.000004	-0.048044	0.02733	100
NUM268	-0.000411	0.000817	0.040925	-0.068545	0.016604	-0.608599	5.158221	25.58121	0.000003	-0.041122	0.027294	100
NUM269	-0.000447	0.000817	0.040925	-0.068545	0.016593	-0.603822	5.166023	25.62524	0.000003	-0.04473	0.027259	100
NUM270	-0.00085	0.000463	0.040925	-0.068545	0.016612	-0.565076	5.092322	23.56272	0.000008	-0.085024	0.027321	100
NUM271	-0.000851	0.000463	0.040925	-0.068545	0.016613	-0.565017	5.092108	23.5579	0.000008	-0.085055	0.027322	100
NUM272	-0.000944	0.000225	0.040925	-0.068545	0.016605	-0.549424	5.088395	23.20359	0.000009	-0.094353	0.027298	100
NUM273	-0.001002	-0.000207	0.040925	-0.068545	0.016594	-0.540445	5.094244	23.14242	0.000009	-0.100175	0.027261	100
NUM274	-0.001161	-0.000522	0.040925	-0.068545	0.016551	-0.519971	5.123583	23.29619	0.000009	-0.116073	0.02712	100
NUM275	-0.000967	-0.000207	0.040925	-0.068545	0.016479	-0.553463	5.230524	25.83551	0.000002	-0.09668	0.026885	100
NUM276	-0.000932	-0.000207	0.040925	-0.068545	0.01647	-0.560299	5.247193	26.27341	0.000002	-0.093201	0.026854	100
NUM277	-0.000656	0.000225	0.040925	-0.068545	0.016323	-0.600338	5.442536	30.86503	0	-0.065554	0.026376	100
NUM278	-0.000363	0.000463	0.040925	-0.068545	0.016235	-0.645043	5.587139	34.82336	0	-0.036291	0.026093	100
NUM279	-0.000484	0.000463	0.040925	-0.068545	0.016115	-0.659873	5.701441	37.66465	0	-0.048352	0.02571	100
NUM280	-0.000531	0.000463	0.040925	-0.068545	0.016137	-0.650198	5.664681	36.63148	0	-0.053118	0.025779	100
NUM281	-0.000725	0.000225	0.040925	-0.068545	0.01611	-0.622181	5.669005	36.13343	0	-0.072532	0.025693	100
NUM282	-0.000818	0.000225	0.040925	-0.068545	0.016151	-0.604021	5.600211	34.25193	0	-0.081802	0.025824	100
NUM283	-0.001119	-0.000207	0.040925	-0.068545	0.01627	-0.560114	5.425397	29.73943	0	-0.1119	0.026205	100
NUM284	-0.000942	0.000225	0.040925	-0.068545	0.01631	-0.583704	5.400287	29.68426	0	-0.094192	0.026335	100
NUM285	-0.000959	0.000225	0.040925	-0.068545	0.016313	-0.580293	5.393339	29.47931	0	-0.095909	0.026346	100
NUM286	-0.00113	-0.000207	0.040925	-0.068545	0.016291	-0.554496	5.397792	29.0803	0	-0.113024	0.026273	100
NUM287	-0.001325	-0.000207	0.040925	-0.068545	0.016457	-0.532164	5.200263	24.89146	0.000004	-0.132533	0.026812	100
NUM288	-0.000838	0.000225	0.040925	-0.068545	0.016847	-0.465893	5.041437	20.98203	0.000028	-0.08377	0.028097	100
NUM289	-0.000722	0.000225	0.040925	-0.068545	0.01691	-0.474443	4.985568	20.1786	0.000042	-0.072164	0.028308	100
NUM290	-0.001005	-0.000207	0.040925	-0.068545	0.017023	-0.434745	4.846913	17.36291	0.00017	-0.100524	0.028688	100
NUM291	-0.000848	0.000225	0.040925	-0.068545	0.0171	-0.447871	4.784297	16.60862	0.000247	-0.084832	0.028949	100
NUM292	-0.000927	0.000225	0.040925	-0.068545	0.016986	-0.472445	4.847891	17.94799	0.000127	-0.092739	0.028563	100
NUM293	-0.000832	0.000225	0.040925	-0.068545	0.016942	-0.489126	4.90588	19.12233	0.00007	-0.083213	0.028417	100
NUM294	-0.000847	0.000225	0.040925	-0.068545	0.016943	-0.486392	4.903602	19.0417	0.000073	-0.08473	0.028418	100
NUM295	-0.000971	-0.000339	0.040925	-0.068545	0.016912	-0.469419	4.924143	19.09893	0.000071	-0.097052	0.028314	100
NUM296	-0.001341	-0.001217	0.040925	-0.068545	0.017093	-0.43117	4.739732	15.70958	0.000388	-0.134121	0.028926	100
NUM297	-0.001396	-0.001217	0.040925	-0.068545	0.017109	-0.42122	4.716647	15.23577	0.000492	-0.139601	0.028981	100
NUM298	-0.001168	-0.000339	0.040925	-0.068545	0.017064	-0.457306	4.785232	16.76488	0.000229	-0.116837	0.028828	100
NUM299	-0.001233	-0.000339	0.040925	-0.068545	0.017115	-0.448781	4.72954	15.82052	0.000367	-0.123348	0.028999	100

Data	Mean	Median	Maximum	Minimum	Std. Dev.	Skewness	Kurtosis	Jarque-Bera	Probability	Sum	Sum Sq. Dev.	Observations
NUM300	-0.00097	-0.000339	0.040925	-0.068545	0.016903	-0.473342	4.936815	19.36443	0.000062	-0.097038	0.028286	100
NUM301	-0.000814	-0.000339	0.040925	-0.068545	0.017075	-0.451564	4.813736	17.10533	0.000193	-0.081436	0.028865	100
NUM302	-0.000782	-0.000339	0.040925	-0.068545	0.017095	-0.453566	4.796614	16.87796	0.000216	-0.078193	0.028933	100
NUM303	-0.000797	-0.000339	0.040925	-0.068545	0.01709	-0.451698	4.800946	16.91471	0.000212	-0.079692	0.028914	100
NUM304	-0.000474	0.000225	0.040925	-0.068545	0.017263	-0.461479	4.691305	15.46817	0.000438	-0.047386	0.029504	100
NUM305	-0.000461	0.000225	0.040925	-0.068545	0.017257	-0.463631	4.699123	15.6118	0.000407	-0.046131	0.029483	100
NUM306	-0.000474	0.000225	0.040925	-0.068545	0.017247	-0.463635	4.707502	15.73081	0.000384	-0.047428	0.029448	100
NUM307	-0.000595	0.000225	0.040925	-0.068545	0.017297	-0.443173	4.643481	14.52768	0.0007	-0.059465	0.029621	100
NUM308	-0.000373	0.000463	0.040925	-0.068545	0.017287	-0.477183	4.6775	15.52008	0.000426	-0.037348	0.029585	100
NUM309	-0.000423	0.000463	0.040925	-0.068545	0.017273	-0.470461	4.687082	15.54824	0.00042	-0.042306	0.029536	100
NUM310	-0.000657	0.000463	0.040925	-0.068545	0.017052	-0.490491	4.836311	18.05985	0.00012	-0.065746	0.028786	100
NUM311	-0.00073	0.000463	0.040925	-0.068545	0.016985	-0.494439	4.890368	18.96405	0.000076	-0.073003	0.02856	100
NUM312	-0.000735	0.000463	0.040925	-0.068545	0.016986	-0.49357	4.888231	18.9161	0.000078	-0.073465	0.028565	100
NUM313	-0.000625	0.000463	0.040925	-0.068545	0.016957	-0.513652	4.933862	19.97991	0.000046	-0.062469	0.028467	100
NUM314	-0.000752	0.000384	0.040925	-0.068545	0.016908	-0.499771	4.972808	20.37939	0.000038	-0.075249	0.028302	100
NUM315	-0.000545	0.000463	0.040925	-0.068545	0.016874	-0.534215	5.034774	22.00769	0.000017	-0.054507	0.02819	100
NUM316	-0.00044	0.000817	0.040925	-0.068545	0.016896	-0.549389	5.023001	22.0827	0.000016	-0.044044	0.028263	100
NUM317	-0.000325	0.000817	0.040925	-0.068545	0.01686	-0.570746	5.079737	23.4513	0.000008	-0.032529	0.028142	100
NUM318	-0.000358	0.000817	0.040925	-0.068545	0.016889	-0.566505	5.046362	22.79713	0.000011	-0.035776	0.028237	100
NUM319	-0.000272	0.000817	0.040925	-0.068545	0.01685	-0.582386	5.102061	24.06398	0.000006	-0.027193	0.028109	100
NUM320	-0.000176	0.000817	0.040925	-0.068545	0.016919	-0.583011	5.04213	23.04126	0.00001	-0.017641	0.028339	100
NUM321	-0.000398	0.000463	0.040925	-0.068545	0.016778	-0.57977	5.154452	24.94248	0.000004	-0.039826	0.027867	100
NUM322	-0.000495	0.000384	0.040925	-0.068545	0.016755	-0.566236	5.168554	24.93801	0.000004	-0.049454	0.027791	100
NUM323	-0.000468	0.000384	0.040925	-0.068545	0.016759	-0.570365	5.166477	24.97871	0.000004	-0.046811	0.027807	100
NUM324	-0.000429	0.000463	0.040925	-0.068545	0.01676	-0.577311	5.171583	25.20385	0.000003	-0.042921	0.027807	100
NUM325	-0.000313	0.000463	0.040925	-0.068545	0.016821	-0.585156	5.1183	24.40343	0.000005	-0.031319	0.028011	100
NUM326	-0.000466	0.000384	0.040925	-0.068545	0.016805	-0.561635	5.11617	23.9163	0.000006	-0.046583	0.027958	100
NUM327	-0.000617	0.000252	0.040925	-0.068545	0.016775	-0.540342	5.130695	23.78226	0.000007	-0.061661	0.027859	100
NUM328	-0.000784	9.39E-05	0.040925	-0.068545	0.016703	-0.525127	5.19078	24.59396	0.000005	-0.078437	0.02762	100
NUM329	-0.001214	-0.000279	0.040925	-0.068545	0.016443	-0.544544	5.336001	27.67922	0.000001	-0.121376	0.026768	100
NUM330	-0.001112	-0.000279	0.040925	-0.068545	0.016403	-0.563725	5.400313	29.3027	0	-0.111232	0.026636	100
NUM331	-0.000876	-0.000279	0.040925	-0.068545	0.016227	-0.594398	5.625052	34.60055	0	-0.087646	0.026068	100
NUM332	-0.000464	-0.000279	0.040925	-0.068545	0.015663	-0.544577	6.005919	42.59086	0	-0.046354	0.024287	100
NUM333	-0.0008	-0.000279	0.040594	-0.068545	0.015116	-0.745635	6.279941	54.09124	0	-0.080026	0.022622	100
NUM334	-0.000829	-0.000279	0.040594	-0.068545	0.015152	-0.743372	6.230076	52.68249	0	-0.082884	0.022728	100
NUM335	-0.000603	-0.000275	0.040594	-0.068545	0.014983	-0.780572	6.511522	61.53316	0	-0.06031	0.022223	100
NUM336	-1.85E-06	-0.000275	0.040594	-0.034599	0.013346	0.097048	3.461464	1.044262	0.593255	-0.000185	0.017632	100
NUM337	-0.000501	-0.000605	0.036476	-0.034599	0.012731	-0.103095	3.102216	0.220678	0.895531	-0.050081	0.016046	100
NUM338	-0.000652	-0.000605	0.036476	-0.034599	0.012577	-0.112109	3.182665	0.348499	0.840087	-0.065249	0.01566	100
NUM339	-0.000814	-0.000605	0.036476	-0.034599	0.012447	-0.107064	3.267004	0.488092	0.783452	-0.081446	0.015337	100

Data	Mean	Median	Maximum	Minimum	Std. Dev.	Skewness	Kurtosis	Jarque-Bera	Probability	Sum	Sum Sq. Dev.	Observations
NUM340	-0.000615	-0.000275	0.036476	-0.034599	0.01235	-0.136506	3.35051	0.822468	0.662832	-0.061535	0.0151	100
NUM341	-0.000696	-0.000605	0.036476	-0.034599	0.01233	-0.1193	3.36768	0.800495	0.670154	-0.069603	0.015051	100
NUM342	-0.000838	-0.000669	0.036476	-0.034599	0.012343	-0.088355	3.350158	0.640986	0.725791	-0.083846	0.015083	100
NUM343	-0.000954	-0.000669	0.036476	-0.034599	0.012233	-0.090339	3.427874	0.898834	0.638	-0.095352	0.014814	100
NUM344	-0.000892	-0.000605	0.036476	-0.034599	0.012235	-0.105034	3.427021	0.943651	0.623862	-0.089225	0.01482	100
NUM345	-0.001023	-0.000669	0.036476	-0.034599	0.01222	-0.076635	3.438334	0.898452	0.638122	-0.102303	0.014784	100
NUM346	-0.001277	-0.000731	0.036476	-0.034599	0.0123	-0.041719	3.375271	0.615793	0.734991	-0.127676	0.014979	100
NUM347	-0.000972	-0.000669	0.036476	-0.034599	0.012071	-0.037469	3.476104	0.967879	0.61635	-0.097215	0.014426	100
NUM348	-0.000778	-0.000605	0.036476	-0.034599	0.011931	-0.0517	3.589248	1.491267	0.474434	-0.07782	0.014092	100
NUM349	-0.000775	-0.000605	0.036476	-0.034599	0.01193	-0.052552	3.590534	1.499074	0.472585	-0.077458	0.014089	100
NUM350	-0.000905	-0.000669	0.036476	-0.034599	0.011877	-0.028851	3.644829	1.746391	0.417615	-0.090472	0.013965	100
NUM351	-0.001113	-0.000731	0.036476	-0.034599	0.011885	0.01029	3.636257	1.688529	0.429873	-0.111332	0.013984	100
NUM352	-0.00138	-0.000986	0.036476	-0.034599	0.011839	0.047574	3.6754	1.93841	0.379385	-0.137997	0.013876	100
NUM353	-0.00125	-0.000731	0.036476	-0.034599	0.011775	0.026177	3.742049	2.305741	0.315729	-0.124966	0.013727	100
NUM354	-0.001366	-0.000986	0.036476	-0.034599	0.01182	0.048787	3.693073	2.041126	0.360392	-0.136642	0.013831	100
NUM355	-0.001509	-0.000986	0.036476	-0.034599	0.012057	-0.018798	3.648069	1.755863	0.415642	-0.15088	0.014391	100
NUM356	-0.001869	-0.001283	0.036476	-0.034599	0.012096	0.002754	3.628948	1.648358	0.438595	-0.186912	0.014486	100
NUM357	-0.001661	-0.000986	0.036476	-0.034599	0.012093	-0.036192	3.633259	1.692737	0.42897	-0.166111	0.014478	100
NUM358	-0.001689	-0.000986	0.036476	-0.034599	0.012066	-0.035982	3.657208	1.821257	0.402271	-0.168912	0.014413	100
NUM359	-0.001651	-0.000986	0.036476	-0.034599	0.012083	-0.043522	3.638654	1.731064	0.420828	-0.16507	0.014453	100
NUM360	-0.001572	-0.000986	0.036476	-0.034599	0.012159	-0.043041	3.575223	1.409548	0.49422	-0.157241	0.014637	100
NUM361	-0.001607	-0.000986	0.036476	-0.034599	0.012134	-0.039168	3.599658	1.523861	0.466764	-0.160685	0.014577	100
NUM362	-0.001463	-0.000986	0.036476	-0.034599	0.01203	-0.053351	3.697667	2.075517	0.354248	-0.146259	0.014327	100
NUM363	-0.001014	-0.000731	0.036476	-0.034599	0.012232	-0.012463	3.6994	2.040758	0.360458	-0.101407	0.014813	100
NUM364	-0.000913	-0.000731	0.036476	-0.034599	0.012315	-0.019126	3.623815	1.627532	0.443186	-0.091308	0.015014	100
NUM365	-0.000946	-0.000731	0.036476	-0.034599	0.012281	-0.019644	3.652168	1.778609	0.410941	-0.094631	0.014931	100
NUM366	-0.001264	-0.000986	0.036476	-0.034599	0.012648	-0.082058	3.570656	1.46909	0.479724	-0.126425	0.015838	100
NUM367	-0.00085	-0.000731	0.036476	-0.031269	0.012216	0.015893	3.530366	1.176243	0.55537	-0.085038	0.014775	100
NUM368	-0.000858	-0.000731	0.036476	-0.031269	0.012216	0.017882	3.531067	1.180462	0.554199	-0.085847	0.014774	100
NUM369	-0.000762	-0.000731	0.036476	-0.031269	0.012282	0.00618	3.468378	0.914712	0.632955	-0.076167	0.014934	100
NUM370	-0.000499	-0.000669	0.036476	-0.031269	0.012112	-0.006485	3.576413	1.385085	0.500302	-0.049927	0.014524	100
NUM371	-0.000548	-0.000669	0.036476	-0.031269	0.012155	-0.003793	3.537696	1.204893	0.547471	-0.054768	0.014626	100
NUM372	-0.000713	-0.000669	0.036476	-0.031269	0.012317	-0.0079	3.427707	0.763263	0.682746	-0.071297	0.015019	100
NUM373	-0.000832	-0.000672	0.036476	-0.031269	0.012375	0.012146	3.372928	0.581938	0.747539	-0.083222	0.01516	100
NUM374	-0.000758	-0.000605	0.036476	-0.031269	0.012374	-0.005288	3.373584	0.581988	0.74752	-0.075845	0.015159	100
NUM375	-0.000805	-0.000672	0.036476	-0.031269	0.01237	0.005848	3.377822	0.595358	0.74254	-0.080503	0.015149	100
NUM376	-0.000779	-0.000672	0.036476	-0.031269	0.012367	-0.000461	3.381476	0.606354	0.738468	-0.077861	0.015141	100
NUM377	-0.000852	-0.000889	0.036476	-0.031269	0.012358	0.016718	3.391396	0.642954	0.725077	-0.08523	0.015118	100
NUM378	-0.000895	-0.000889	0.036476	-0.031269	0.01233	0.022638	3.418183	0.737194	0.691704	-0.08945	0.01505	100
NUM379	-0.00085	-0.000889	0.036476	-0.031269	0.012375	0.022825	3.383848	0.622598	0.732495	-0.085048	0.01516	100

Data	Mean	Median	Maximum	Minimum	Std. Dev.	Skewness	Kurtosis	Jarque-Bera	Probability	Sum	Sum Sq. Dev.	Observations
NUM380	-0.000753	-0.000672	0.036476	-0.031269	0.01234	0.003406	3.418641	0.730444	0.694042	-0.075296	0.015075	100
NUM381	-0.000531	-0.000605	0.036476	-0.031269	0.012406	-0.031121	3.366618	0.57618	0.749694	-0.053059	0.015236	100
NUM382	-0.000439	-0.000605	0.036476	-0.031269	0.01235	-0.044779	3.419585	0.766967	0.681483	-0.04391	0.0151	100
NUM383	-0.000209	-0.000557	0.036476	-0.031269	0.012151	-0.044692	3.543198	1.262723	0.531867	-0.020883	0.014616	100
NUM384	-0.000116	-0.000557	0.036476	-0.031269	0.012276	-0.024304	3.480085	0.970185	0.61564	-0.011617	0.014918	100
NUM385	0.00014	-0.000461	0.036476	-0.031269	0.012439	-0.037925	3.380151	0.626119	0.731207	0.014012	0.015317	100
NUM386	0.000279	-0.000356	0.036476	-0.031269	0.01243	-0.068063	3.390602	0.712918	0.700151	0.027905	0.015297	100
NUM387	0.000503	-0.000356	0.036476	-0.031269	0.012173	-0.039298	3.503617	1.082532	0.582011	0.050328	0.01467	100
NUM388	0.000236	-0.000356	0.026607	-0.031269	0.011657	-0.268811	3.21662	1.399837	0.496626	0.023566	0.013453	100
NUM389	-1.76E-05	-0.000461	0.026607	-0.031269	0.011628	-0.232132	3.215056	1.090791	0.579612	-0.001764	0.013385	100
NUM390	0.000102	-0.000461	0.026607	-0.031269	0.011462	-0.210934	3.286576	1.083744	0.581658	0.010201	0.013007	100
NUM391	0.00025	-0.000461	0.030076	-0.031269	0.011753	-0.087012	3.380682	0.730014	0.694192	0.02505	0.013675	100
NUM392	-0.000118	-0.000557	0.030076	-0.031269	0.011718	-0.07238	3.381277	0.693033	0.707147	-0.011773	0.013593	100
NUM393	-0.000115	-0.000557	0.030076	-0.031269	0.011717	-0.073063	3.382324	0.698019	0.705387	-0.011488	0.013591	100
NUM394	-0.000249	-0.000557	0.030076	-0.031269	0.011816	-0.059378	3.296161	0.424225	0.808874	-0.024876	0.013821	100
NUM395	-0.000688	-0.000557	0.030076	-0.046815	0.012698	-0.443958	4.246874	9.762871	0.007586	-0.068833	0.015964	100
NUM396	-0.000328	-0.000461	0.030076	-0.046815	0.012425	-0.450642	4.446468	12.10244	0.002355	-0.03284	0.015285	100
NUM397	-0.000387	-0.000461	0.030076	-0.046815	0.012481	-0.443417	4.37641	11.17074	0.003752	-0.038675	0.015421	100
NUM398	-0.000353	-0.000461	0.030076	-0.046815	0.012505	-0.44487	4.351883	10.91344	0.004268	-0.035326	0.01548	100
NUM399	-0.000275	-0.000461	0.030076	-0.046815	0.01242	-0.450339	4.448443	12.1217	0.002332	-0.02751	0.015272	100
NUM400	-0.000149	-0.000356	0.030076	-0.046815	0.012472	-0.467519	4.400654	11.81719	0.002716	-0.014853	0.015399	100
NUM401	-0.000378	-0.000356	0.030076	-0.046815	0.012204	-0.536218	4.559199	14.92176	0.000575	-0.037827	0.014744	100
NUM402	-0.000573	-0.000461	0.030076	-0.046815	0.012173	-0.503596	4.565526	14.43877	0.000732	-0.057292	0.014669	100
NUM403	-0.000581	-0.000461	0.030076	-0.046815	0.01217	-0.502356	4.568694	14.45936	0.000725	-0.058067	0.014662	100
NUM404	-0.00072	-0.000461	0.030076	-0.046815	0.011955	-0.581602	4.682637	17.43463	0.000164	-0.072043	0.01415	100
NUM405	-0.000392	-0.000356	0.030076	-0.046815	0.01219	-0.538271	4.568229	15.07619	0.000532	-0.039246	0.014712	100
NUM406	-0.00067	-0.000461	0.030076	-0.046815	0.012209	-0.497504	4.501552	13.51958	0.001159	-0.066974	0.014756	100
NUM407	-0.000898	-0.000461	0.030076	-0.046815	0.012659	-0.611397	4.492633	15.51323	0.000428	-0.08975	0.015865	100
NUM408	-0.000964	-0.000461	0.030076	-0.046815	0.01262	-0.606966	4.530564	15.90107	0.000352	-0.096421	0.015767	100
NUM409	-0.001799	-0.000557	0.030076	-0.081463	0.014964	-1.77617	10.41916	281.9293	0	-0.179903	0.022168	100
NUM410	-0.001396	-0.000557	0.044024	-0.081463	0.015641	-1.378086	9.617946	214.1404	0	-0.139629	0.024221	100
NUM411	-0.000866	-0.000557	0.064194	-0.081463	0.016918	-0.596151	9.398139	176.4907	0	-0.086635	0.028336	100
NUM412	-0.001126	-0.000557	0.064194	-0.081463	0.017197	-0.582593	8.877507	149.5948	0	-0.112639	0.029278	100
NUM413	-0.00134	-0.000605	0.064194	-0.081463	0.017311	-0.549322	8.635423	137.3542	0	-0.134047	0.029668	100
NUM414	-0.0016	-0.000668	0.064194	-0.081463	0.017493	-0.517986	8.293005	121.2048	0	-0.159977	0.030295	100
NUM415	-0.001334	-0.000668	0.064194	-0.081463	0.017823	-0.457865	7.875252	102.5277	0	-0.133445	0.03145	100
NUM416	-0.001345	-0.000668	0.064194	-0.081463	0.017818	-0.456922	7.883701	102.8569	0	-0.134541	0.03143	100
NUM417	-0.001582	-0.000889	0.064194	-0.081463	0.017955	-0.425969	7.645806	92.95547	0	-0.15824	0.031916	100
NUM418	-0.001568	-0.000889	0.064194	-0.081463	0.017943	-0.427673	7.665467	93.74248	0	-0.156788	0.031874	100
NUM419	-0.00232	-0.000889	0.064194	-0.081463	0.019532	-0.841518	7.806385	108.0581	0	-0.232005	0.03777	100

Data	Mean	Median	Maximum	Minimum	Std. Dev.	Skewness	Kurtosis	Jarque-Bera	Probability	Sum	Sum Sq. Dev.	Observations
NUM420	-0.003157	-0.00114	0.064194	-0.081463	0.020482	-0.935151	7.303404	91.73882	0	-0.315698	0.041531	100
NUM421	-0.003953	-0.001283	0.064194	-0.081463	0.021887	-1.102511	7.012744	87.35097	0	-0.395345	0.047426	100
NUM422	-0.003777	-0.00114	0.064194	-0.081463	0.02198	-1.104891	6.937996	84.96228	0	-0.37766	0.047828	100
NUM423	-0.00333	-0.00114	0.064194	-0.081463	0.02258	-0.95359	6.593815	68.97016	0	-0.332975	0.050478	100
NUM424	-0.002582	-0.00114	0.076354	-0.081463	0.023942	-0.520005	6.528656	56.38765	0	-0.258203	0.056747	100
NUM425	-0.002017	-0.00114	0.076354	-0.081463	0.024986	-0.272442	6.279017	46.03689	0	-0.20171	0.061806	100
NUM426	-0.001874	-0.000822	0.076354	-0.081463	0.025003	-0.288479	6.269131	45.91709	0	-0.187368	0.061888	100
NUM427	-0.001746	-0.000557	0.076354	-0.081463	0.02502	-0.302592	6.258146	45.75736	0	-0.174646	0.061973	100
NUM428	-0.001966	-0.000557	0.076354	-0.081463	0.025118	-0.279694	6.157159	42.83571	0	-0.19658	0.062458	100
NUM429	-0.001973	-0.000557	0.076354	-0.081463	0.025121	-0.278861	6.153705	42.73711	0	-0.197326	0.062474	100
NUM430	-0.001793	-0.000461	0.076354	-0.081463	0.025181	-0.29512	6.105452	41.63424	0	-0.179257	0.062775	100
NUM431	-0.001874	-0.000461	0.076354	-0.081463	0.025192	-0.285268	6.090814	41.16101	0	-0.187388	0.062832	100
NUM432	-0.002018	-0.000461	0.076354	-0.081463	0.025232	-0.268475	6.047235	39.89148	0	-0.201814	0.06303	100
NUM433	-0.002443	-0.000557	0.076354	-0.081463	0.025432	-0.23497	5.87158	35.2784	0	-0.244346	0.064032	100
NUM434	-0.002134	-0.000461	0.076354	-0.081463	0.025395	-0.267673	5.916159	36.6274	0	-0.213411	0.063844	100
NUM435	-0.002193	-0.000461	0.076354	-0.081463	0.025398	-0.260644	5.910707	36.43316	0	-0.219291	0.063861	100
NUM436	-0.002004	-0.000356	0.076354	-0.081463	0.025421	-0.280892	5.897746	36.30223	0	-0.200445	0.063978	100
NUM437	-0.001746	-4.71E-05	0.076354	-0.081463	0.025478	-0.305478	5.860075	35.63874	0	-0.174551	0.064263	100
NUM438	-0.002027	-0.000356	0.076354	-0.081463	0.025563	-0.275754	5.775251	33.35908	0	-0.202656	0.064691	100
NUM439	-0.002005	-0.000356	0.076354	-0.081463	0.025566	-0.278137	5.772906	33.32687	0	-0.200473	0.06471	100
NUM440	-0.002439	-0.000461	0.076354	-0.081463	0.025844	-0.251406	5.558923	28.33711	0.000001	-0.243947	0.066122	100
NUM441	-0.002397	-0.000356	0.076354	-0.081463	0.025848	-0.256127	5.556559	28.32666	0.000001	-0.23972	0.066146	100
NUM442	-0.002282	-4.71E-05	0.076354	-0.081463	0.025844	-0.269415	5.564773	28.61833	0.000001	-0.228232	0.066125	100
NUM443	-0.002427	-0.000356	0.076354	-0.081463	0.025843	-0.253004	5.559574	28.36442	0.000001	-0.242701	0.066121	100
NUM444	-0.002187	-0.000356	0.076354	-0.081463	0.026002	-0.262107	5.450246	26.16043	0.000002	-0.218686	0.066935	100
NUM445	-0.002162	-0.000356	0.076354	-0.081463	0.026	-0.265071	5.45347	26.25234	0.000002	-0.216171	0.066922	100
NUM446	-0.00202	-0.000356	0.076354	-0.081463	0.025953	-0.280772	5.497552	27.30457	0.000001	-0.20203	0.066681	100
NUM447	-0.002037	-0.000356	0.076354	-0.081463	0.025949	-0.279122	5.500161	27.34351	0.000001	-0.203655	0.066661	100
NUM448	-0.00221	-0.000461	0.076354	-0.081463	0.025992	-0.259646	5.458096	26.29958	0.000002	-0.220976	0.06688	100
NUM449	-0.002215	-0.000461	0.076354	-0.081463	0.025992	-0.259015	5.457523	26.2824	0.000002	-0.221511	0.066882	100
NUM450	-0.00172	-0.000356	0.076354	-0.081463	0.026453	-0.236916	5.224441	21.55273	0.000021	-0.171995	0.069276	100
NUM451	-0.00173	-0.000356	0.076354	-0.081463	0.026457	-0.235805	5.220793	21.47641	0.000022	-0.173042	0.069299	100
NUM452	-0.001826	-0.000356	0.076354	-0.081463	0.026514	-0.227335	5.176108	20.59238	0.000034	-0.182616	0.069597	100
NUM453	-0.002024	-0.000356	0.076354	-0.081463	0.026578	-0.206674	5.122473	19.48229	0.000059	-0.202389	0.069932	100
NUM454	-0.001497	0.000191	0.076354	-0.081463	0.026905	-0.216196	4.959101	16.771	0.000228	-0.149744	0.071665	100
NUM455	-0.001072	0.001585	0.076354	-0.081463	0.026815	-0.2541	5.032208	18.28391	0.000107	-0.107215	0.071184	100
NUM456	-0.00082	0.002497	0.076354	-0.081463	0.026744	-0.280295	5.092812	19.55884	0.000057	-0.081973	0.070807	100
NUM457	-0.000959	0.001585	0.076354	-0.081463	0.026731	-0.2654	5.096379	19.48564	0.000059	-0.095948	0.070742	100
NUM458	-0.001045	0.000304	0.076354	-0.081463	0.026714	-0.256658	5.1058	19.57452	0.000056	-0.104544	0.070652	100
NUM459	-0.001	0.000304	0.076354	-0.081463	0.026729	-0.260743	5.09646	19.44621	0.00006	-0.100044	0.070731	100

Data	Mean	Median	Maximum	Minimum	Std. Dev.	Skewness	Kurtosis	Jarque-Bera	Probability	Sum	Sum Sq. Dev.	Observations
NUM460	-0.001104	0.000304	0.076354	-0.081463	0.02669	-0.25191	5.121181	19.80518	0.00005	-0.110434	0.070525	100
NUM461	-0.001153	0.000203	0.076354	-0.081463	0.026683	-0.246785	5.125006	19.83025	0.000049	-0.11528	0.070486	100
NUM462	-0.001124	0.000203	0.076354	-0.081463	0.026682	-0.250001	5.126421	19.88195	0.000048	-0.112442	0.070483	100
NUM463	-0.001548	-0.000112	0.076354	-0.081463	0.026574	-0.218201	5.183908	20.66625	0.000033	-0.154848	0.069912	100
NUM464	-0.001343	-0.000112	0.076354	-0.081463	0.026774	-0.213596	5.069552	18.60641	0.000091	-0.134328	0.070967	100
NUM465	-0.001352	-0.000112	0.076354	-0.081463	0.02677	-0.212843	5.071923	18.64197	0.00009	-0.135219	0.070948	100
NUM466	-0.001321	-0.000112	0.076354	-0.081463	0.026737	-0.213158	5.092573	19.00253	0.000075	-0.132107	0.070772	100
NUM467	-0.001271	-0.000112	0.076354	-0.081463	0.026757	-0.217426	5.079389	18.80399	0.000083	-0.127077	0.070878	100
NUM468	-0.001046	0.000203	0.076354	-0.081463	0.026859	-0.233542	5.016256	17.84773	0.000133	-0.104596	0.071417	100
NUM469	-0.000848	0.000203	0.076354	-0.081463	0.027031	-0.233663	4.918949	16.25316	0.000296	-0.084814	0.072334	100
NUM470	-0.000734	0.000203	0.076354	-0.081463	0.027078	-0.24273	4.890138	15.86789	0.000358	-0.073434	0.072588	100
NUM471	-0.001167	0.000203	0.076354	-0,081463	0.027624	-0.26517	4.668801	12.77566	0.001682	-0.116696	0.075547	100
NUM472	-0.000933	0.000583	0.076354	-0.081463	0.027556	-0.289076	4.722417	13.75408	0.001031	-0.093299	0.075171	100
NUM473	-0.000771	0.001585	0.076354	-0.081463	0.027534	-0.306719	4.744215	14.24413	0.000807	-0.077063	0.075052	100
NUM474	-0.000894	0.000583	0.076354	-0.081463	0.027545	-0.29316	4.730898	13.91574	0.000951	-0.089418	0.075115	100
NUM475	-0.000919	0.000583	0.076354	-0.081463	0.027547	-0.290394	4.728334	13.85189	0.000982	-0.091902	0.075127	100
NUM476	-0.00064	0.001585	0.076354	-0.081463	0.027687	-0.30615	4.655682	12.98414	0.001515	-0.063984	0.075892	100
NUM477	-0.00062	0.001585	0.076354	-0.081463	0.027686	-0.308372	4.657244	13.02846	0.001482	-0.061968	0.075887	100
NUM478	-0.000679	0.000583	0.076354	-0.081463	0.02768	-0.302163	4.658576	12.98368	0.001516	-0.067931	0.075854	100
NUM479	-0.000887	0.000203	0.076354	-0.081463	0.027649	-0.282106	4.67042	12.95266	0.001539	-0.088727	0.07568	100
NUM480	-0.000975	0.000203	0.076354	-0.081463	0.027661	-0.272396	4.658743	12.70095	0.001746	-0.097539	0.075746	100
NUM481	-0.001241	-0.000112	0.076354	-0.081463	0.027642	-0.246362	4.660747	12.50358	0.001927	-0.124092	0.075644	100
NUM482	-0.001168	0.000203	0.076354	-0.081463	0.027646	-0.254148	4.660692	12.56775	0.001866	-0.116788	0.075666	100
NUM483	-0.001077	0.000203	0.076354	-0.081463	0.027667	-0.262828	4.650208	12.49793	0.001932	-0.107723	0.075781	100
NUM484	-0.001305	-0.000112	0.076354	-0.081463	0.027579	-0.245446	4.697228	13.00649	0.001499	-0.130539	0.0753	100
NUM485	-0.001175	-0.000112	0.076354	-0.081463	0.027714	-0.240749	4.63271	12.07326	0.00239	-0.117537	0.076037	100
NUM486	-0.001177	-0.000112	0.076354	-0.081463	0.027713	-0.24056	4.633004	12.07574	0.002387	-0.117739	0.076034	100
NUM487	-0.001122	0.000203	0.076354	-0.081463	0.027716	-0.246458	4.632895	12.12213	0.002332	-0.112207	0.076051	100
NUM488	-0.001251	-0.000112	0.076354	-0.081463	0.027695	-0.233644	4.642213	12.14676	0.002303	-0.125054	0.075936	100
NUM489	-0.00123	-0.000112	0.076354	-0.081463	0.027689	-0.235827	4.647335	12.23404	0.002205	-0.122987	0.075899	100
NUM490	-0.001112	0.000203	0.076354	-0.081463	0.027677	-0.248624	4.659251	12.50154	0.001929	-0.111227	0.075835	100
NUM491	-0.001474	-0.000112	0.076354	-0.081463	0.027501	-0.228674	4.749665	13.62706	0.001099	-0.147362	0.074873	100
NUM492	-0.001271	0.000203	0.076354	-0.081463	0.027458	-0.250062	4.78522	14.32139	0.000777	-0.127065	0.074641	100
NUM493	-0.001244	0.000203	0.076354	-0.081463	0.027457	-0.253058	4.786841	14.37064	0.000758	-0.124355	0.074637	100
NUM494	-0.00112	0.000203	0.076354	-0.081463	0.02742	-0.266291	4.816694	14.93343	0.000572	-0.111961	0.074436	100
NUM495	-0.000613	0.001231	0.076354	-0.081463	0.027033	-0.285315	5.034968	18.6113	0.000091	-0.06131	0.072347	100
NUM496	-0.000692	0.000324	0.076354	-0.081463	0.027019	-0.277287	5.042037	18.65612	0.000089	-0.069203	0.072271	100
NUM497	-0.000595	0.000324	0.076354	-0.081463	0.026984	-0.28779	5.071192	19.25471	0.000066	-0.059451	0.072087	100
NUM498	-0.000639	0.000324	0.076354	-0.081463	0.02697	-0.283816	5.079658	19.36327	0.000062	-0.063858	0.072012	100
NUM499	-0.00058	0.000324	0.076354	-0.081463	0.026957	-0.290417	5.092325	19.64663	0.000054	-0.058007	0.071939	100

Data	Mean	Median	Maximum	Minimum	Std. Dev.	Skewness	Kurtosis	Jarque-Bera	Probability	Sum	Sum Sq. Dev.	Observations
NUM500	-0.00071	4.45E-05	0.076354	-0.081463	0.026931	-0.277531	5.106005	19.76396	0.000051	-0.071017	0.071801	100
NUM501	-0.000834	-0.000112	0.076354	-0.081463	0.026944	-0.263699	5.090972	19.37629	0.000062	-0.083377	0.071873	100
NUM502	-0.000731	4.45E-05	0.076354	-0.081463	0.026935	-0.27519	5.101945	19.67121	0.000054	-0.073149	0.071824	100
NUM503	-0.000899	-0.000112	0.076354	-0.081463	0.026958	-0.256767	5.078076	19.09216	0.000071	-0.089861	0.071948	100
NUM504	-0.000956	-0.000112	0.076354	-0.081463	0.02694	-0.251576	5.089761	19.25109	0.000066	-0.095607	0.071848	100
NUM505	-0.001241	-0.000473	0.076354	-0.081463	0.026819	-0.231607	5.163235	20.3923	0.000037	-0.124055	0.071206	100
NUM506	-0.001121	-0.000473	0.076354	-0.081463	0.026783	-0.244627	5.194768	21.06822	0.000027	-0.112055	0.071014	100
NUM507	-0.000716	-0.000112	0.076354	-0.081463	0.026547	-0.272998	5.364735	24.54202	0.000005	-0.071609	0.06977	100
NUM508	-0.000648	-0.000112	0.076354	-0.081463	0.026566	-0.279519	5.352895	24.36933	0.000005	-0.064821	0.069867	100
NUM509	0.000135	-0.000112	0.076354	-0.080382	0.025282	-0.086107	5.464812	25.43731	0.000003	0.013457	0.063281	100
NUM510	-0.000416	-0.000473	0.076354	-0.080382	0.024914	-0.079711	5.687405	30.19817	0	-0.041647	0.06145	100
NUM511	-0.000962	-0.000473	0.076354	-0.080382	0.024068	-0.215714	5.97806	37.72903	0	-0.09621	0.057347	100
NUM512	-0.00068	-0.000473	0.076354	-0.080382	0.023864	-0.234375	6.166042	42.68145	0	-0.068018	0.056378	100
NUM513	-0.000549	-0.000473	0.076354	-0.080382	0.023786	-0.247252	6.246427	44.9326	0	-0.054867	0.056014	100
NUM514	-0.000227	-0.000112	0.076354	-0.080382	0.023648	-0.278928	6.392794	49.25939	0	-0.022729	0.055366	100
NUM515	-0.000548	-0.000112	0.076354	-0.080382	0.023402	-0.277034	6.605828	55.45411	0	-0.054814	0.054217	100
NUM516	-0.000354	-0.000112	0.076354	-0.080382	0.023546	-0.281736	6.472141	51.55527	0	-0.035421	0.054887	100
NUM517	-1.69E-05	4.45E-05	0.076354	-0.080382	0.023452	-0.317766	6.584737	55.22598	0	-0.00169	0.054448	100
NUM518	7.38E-05	4.45E-05	0.076354	-0.080382	0.02341	-0.328573	6.635061	56.85629	0	0.007379	0.054254	100
NUM519	0.0007	4.45E-05	0.076354	-0.080382	0.02208	-0.019441	6.727828	57.90922	0	0.070011	0.048265	100
NUM520	0.001524	0.000324	0.076354	-0.080382	0.021039	0.201963	7.025794	68.20906	0	0.152369	0.04382	100
NUM521	0.002277	0.000324	0.076354	-0.056782	0.019358	0.910526	6.380815	61.44225	0	0.227651	0.037098	100
NUM522	0.00212	0.000324	0.076354	-0.056782	0.019306	0.938311	6.476813	65.04139	0	0.212043	0.0369	100
NUM523	0.001493	4.45E-05	0.076354	-0.056782	0.018799	0.958453	6.957018	80.55216	0	0.149305	0.034985	100
NUM524	0.000902	4.45E-05	0.070719	-0.056782	0.01729	0.518623	6.207237	47.3427	0	0.090229	0.029595	100
NUM525	0.000104	-0.000112	0.046965	-0.056782	0.015813	-0.046065	4.970902	16.2206	0.0003	0.010437	0.024757	100
NUM526	9.24E-05	-0.000112	0.046965	-0.056782	0.015808	-0.044328	4.977573	16.32773	0.000285	0.009236	0.024739	100
NUM527	-4.26E-05	-0.000473	0.046965	-0.056782	0.015798	-0.020359	4.988319	16.47946	0.000264	-0.004256	0.024708	100
NUM528	9.81E-05	-0.000473	0.046965	-0.056782	0.015645	-0.014624	5.132334	18.94877	0.000077	0.009815	0.024233	100
NUM529	0.000418	-0.000112	0.046965	-0.056782	0.015696	-0.052771	5.083554	18.13474	0.000115	0.04178	0.024389	100
NUM530	0.000288	-0.000112	0.046965	-0.056782	0.015623	-0.037467	5.167814	19.60431	0.000055	0.028775	0.024165	100
NUM531	0.000574	4.45E-05	0.046965	-0.056782	0.015707	-0.071547	5.082075	18.14797	0.000115	0.05744	0.024424	100
NUM532	0.000833	0.000324	0.046965	-0.056782	0.015644	-0.107978	5.158974	19.61585	0.000055	0.083253	0.024227	100
NUM533	0.00123	0.000615	0.046965	-0.056782	0.015216	-0.060184	5.442597	24.91987	0.000004	0.122954	0.02292	100
NUM534	0.00106	0.000324	0.046965	-0.056782	0.01521	-0.03019	5.44859	24.99682	0.000004	0.106002	0.022902	100
NUM535	0.001201	0.000615	0.046965	-0.056782	0.015204	-0.056064	5.457681	25.21987	0.000003	0.12006	0.022886	100
NUM536	0.0011	0.000438	0.046965	-0.056782	0.015176	-0.038729	5.495986	25.9831	0.000002	0.110028	0.022801	100
NUM537	0.000888	0.000279	0.046965	-0.056782	0.015105	-0.008492	5.58695	27.88583	0.000001	0.088849	0.022588	100
NUM538	0.001271	0.000438	0.046965	-0.056782	0.014964	-0.033621	5.735268	31.19255	0	0.127125	0.022168	100
NUM539	0.001147	0.000279	0.046965	-0.056782	0.014998	-0.011791	5.684467	30.02884	0	0.114698	0.02227	100

Data	Mean	Median	Maximum	Minimum	Std. Dev.	Skewness	Kurtosis	Jarque-Bera	Probability	Sum	Sum Sq. Dev.	Observations
NUM540	0.001539	0.000279	0.046965	-0.056782	0.014407	0.144515	5.963732	36.94686	0	0.153911	0.020549	100
NUM541	0.001699	0.000279	0.046965	-0.056782	0.014507	0.124624	5.814968	33.2757	0	0.16987	0.020834	100
NUM542	0.001897	0.000279	0.046965	-0.056782	0.014653	0.108464	5.619719	28.79162	0.000001	0.18973	0.021255	100
NUM543	0.001932	0.000279	0.046965	-0.056782	0.014629	0.104925	5.651646	29.48026	0	0.193238	0.021188	100
NUM544	0.001841	0.000279	0.046965	-0.056782	0.014501	0.088999	5.783158	32.40688	0	0.184109	0.020819	100
NUM545	0.001898	0.000438	0.046965	-0.056782	0.014491	0.077896	5.798298	32.72809	0	0.189797	0.020789	100
NUM546	0.002125	0.000615	0.046965	-0.056782	0.014582	0.046874	5.669934	29.73891	0	0.212453	0.021051	100
NUM547	0.002175	0.000615	0.046965	-0.056782	0.014596	0.037068	5.648924	29.25957	0	0.217543	0.02109	100
NUM548	0.002406	0.001109	0.046965	-0.056782	0.014469	0.014236	5.81399	32.99729	0	0.240591	0.020727	100
NUM549	0.002441	0.001109	0.046965	-0.056782	0.014457	0.007865	5.834032	33.46661	0	0.244138	0.02069	100
NUM550	0.002063	0.001109	0.04102	-0.056782	0.013758	-0.250887	5.961661	37.59673	0	0.206328	0.018739	100
NUM551	0.002241	0.001708	0.04102	-0.056782	0.013677	-0.281104	6.103578	41.45115	0	0.224122	0.018518	100
NUM552	0.002348	0.001708	0.04102	-0.056782	0.013526	-0.265605	6.291796	46.32543	0	0.234751	0.018112	100
NUM553	0.002509	0.001708	0.04102	-0.056782	0.013348	-0.264481	6.561709	54.02321	0	0.250887	0.017639	100
NUM554	0.002267	0.001708	0.034539	-0.056782	0.012853	-0.498564	6.786414	63.87997	0	0.226667	0.016354	100
NUM555	0.002539	0.001708	0.041549	-0.056782	0.013388	-0.253425	6.532389	53.06113	0	0.25389	0.017745	100
NUM556	0.002601	0.001708	0.041549	-0.056782	0.01341	-0.264074	6.495211	52.06434	0	0.260094	0.017804	100
NUM557	0.002558	0.001708	0.041549	-0.056782	0.013443	-0.25827	6.434208	50.2525	0	0.255806	0.017891	100
NUM558	0.002676	0.001963	0.041549	-0.056782	0.013472	-0.279776	6.391693	49.23616	0	0.267605	0.017967	100
NUM559	0.002502	0.001708	0.041549	-0.056782	0.013489	-0.245726	6.348003	47.71104	0	0.250233	0.018013	100
NUM560	0.0026	0.001708	0.041549	-0.056782	0.013532	-0.259775	6.278572	45.91237	0	0.259951	0.018128	100
NUM561	0.0028	0.001963	0.041549	-0.056782	0.013648	-0.274468	6.112835	41.62947	0	0.279981	0.018441	100
NUM562	0.002671	0.001963	0.041549	-0.056782	0.013736	-0.256347	5.965199	37.73026	0	0.267147	0.01868	100
NUM563	0.002962	0.002031	0.041549	-0.056782	0.013648	-0.295602	6.112269	41.81558	0	0.296171	0.018441	100
NUM564	0.002628	0.001963	0.041549	-0.056782	0.013271	-0.382435	6.467635	52.53966	0	0.262785	0.017436	100
NUM565	0.002554	0.001791	0.041549	-0.056782	0.013256	-0.368162	6.488441	52.96415	0	0.255437	0.017396	100
NUM566	0.002865	0.001963	0.041549	-0.056782	0.012888	-0.335965	6.962109	67.29082	0	0.286512	0.016444	100
NUM567	0.002846	0.001963	0.041549	-0.056782	0.012876	-0.334161	6.984811	68.02238	0	0.284582	0.016413	100
NUM568	0.002618	0.001791	0.041549	-0.056782	0.012733	-0.32678	7.225253	76.16627	0	0.261814	0.016051	100
NUM569	0.002371	0.001791	0.041549	-0.056782	0.01239	-0.430938	7.695261	94.95128	0	0.237058	0.015197	100
NUM570	0.002313	0.001791	0.041549	-0.056782	0.012338	-0.433337	7.80185	99.20369	0	0.231253	0.015071	100
NUM571	0.003114	0.001963	0.041549	-0.016108	0.01099	0.816055	3.730366	13.32174	0.00128	0.311365	0.011957	100
NUM572	0.003193	0.001963	0.041549	-0.016108	0.011015	0.791874	3.675329	12.35135	0.002079	0.319315	0.012011	100
NUM573	0.002997	0.001791	0.041549	-0.016108	0.011181	0.758187	3.60217	11.09166	0.003904	0.299683	0.012378	100
NUM574	0.003157	0.001963	0.041549	-0.016108	0.011114	0.743548	3.629267	10.86429	0.004374	0.315724	0.012229	100
NUM575	0.003274	0.002031	0.041549	-0.016108	0.011093	0.719897	3.623067	10.25509	0.005931	0.327382	0.012183	100
NUM576	0.002882	0.001963	0.041549	-0.016108	0.010942	0.727002	3.745398	11.12393	0.003841	0.288206	0.011854	100
NUM577	0.003173	0.002031	0.041549	-0.016108	0.011223	0.711944	3.568704	9.79534	0.007464	0.317324	0.012469	100
NUM578	0.003063	0.002031	0.041549	-0.016108	0.011316	0.700203	3.510577	9.257598	0.009766	0.306336	0.012678	100
NUM579	0.003025	0.002031	0.041549	-0.016108	0.011357	0.691405	3.48637	8.953001	0.011373	0.302525	0.012769	100

Data	Mean	Median	Maximum	Minimum	Std. Dev.	Skewness	Kurtosis	Jarque-Bera	Probability	Sum	Sum Sq. Dev.	Observations
NUM580	0.003276	0.002274	0.041549	-0.016108	0.011364	0.651059	3.421625	7.805324	0.020188	0.32764	0.012784	100
NUM581	0.003561	0.002692	0.041549	-0.016108	0.011322	0.624072	3.383474	7.103807	0.02867	0.356105	0.012691	100
NUM582	0.003671	0.002692	0.041549	-0.016108	0.011379	0.595838	3.302942	6.299436	0.042864	0.36706	0.012818	100
NUM583	0.003595	0.002345	0.041549	-0.016108	0.011363	0.616709	3.336596	6.810908	0.033192	0.359535	0.012783	100
NUM584	0.003757	0.002692	0.041549	-0.016108	0.011397	0.5776	3.269414	5.862795	0.053322	0.37575	0.01286	100
NUM585	0.003633	0.002692	0.041549	-0.016108	0.011134	0.496592	3.146111	4.199013	0.122517	0.363339	0.012272	100
NUM586	0.003681	0.002692	0.041549	-0.016108	0.011155	0.483572	3.115268	3.952728	0.138572	0.368136	0.012319	100
NUM587	0.003587	0.002345	0.041549	-0.016108	0.0112	0.496088	3.088881	4.134644	0.126524	0.358682	0.012418	100
NUM588	0.003599	0.002345	0.041549	-0.016108	0.011193	0.494745	3.093281	4.115801	0.127722	0.359862	0.012403	100
NUM589	0.003732	0.002692	0.041549	-0.016108	0.011119	0.483813	3.134829	3.976991	0.136901	0.373209	0.012239	100
NUM590	0.003924	0.002991	0.041549	-0.016108	0.011253	0.453074	3.013962	3.422081	0.180678	0.392386	0.012536	100
NUM591	0.003904	0.002991	0.041549	-0.016108	0.011272	0.450953	3.003059	3.389355	0.183658	0.390411	0.01258	100
NUM592	0.003565	0.002692	0.041549	-0.030815	0.011795	0.221354	3.29179	1.17138	0.556721	0.356533	0.013773	100
NUM593	0.003817	0.003377	0.041549	-0.030815	0.011968	0.202356	3.178511	0.815243	0.665231	0.381718	0.014181	100
NUM594	0.00429	0.003881	0.044203	-0.030815	0.01261	0.395044	3.583882	4.021493	0.133889	0.429013	0.015742	100
NUM595	0.004359	0.004063	0.044203	-0.030815	0.012626	0.378367	3.557487	3.680989	0.158739	0.435922	0.015783	100
NUM596	0.004462	0.004311	0.044203	-0.030815	0.012634	0.3547	3.537691	3.301498	0.191906	0.446192	0.015801	100
NUM597	0.004555	0.004311	0.044203	-0.030815	0.012596	0.340183	3.56641	3.265493	0.195392	0.455528	0.015706	100
NUM598	0.004516	0.004154	0.044203	-0.030815	0.012598	0.349231	3.567873	3.376368	0.184855	0.451613	0.015713	100
NUM599	0.004634	0.004311	0.044203	-0.030815	0.012574	0.326311	3.58102	3.181251	0.203798	0.463379	0.015652	100
NUM600	0.004686	0.004311	0.044203	-0.030815	0.012557	0.316366	3.593612	3.136353	0.208425	0.468632	0.015611	100
NUM601	0.005343	0.004633	0.055791	-0.030815	0.013472	0.676071	4.664572	19.16286	0.000069	0.534273	0.017968	100
NUM602	0.005262	0.004633	0.055791	-0.030815	0.013517	0.681333	4.624329	18.73043	0.000086	0.526165	0.018088	100
NUM603	0.005395	0.004633	0.055791	-0.030815	0.013401	0.693919	4.723471	20.40186	0.000037	0.539495	0.01778	100
NUM604	0.005572	0.004633	0.055791	-0.030815	0.013512	0.658629	4.562066	17.39675	0.000167	0.557227	0.018075	100
NUM605	0.005473	0.004633	0.055791	-0.030815	0.01362	0.63865	4.478793	15.90967	0.000351	0.547277	0.018364	100
NUM606	0.00551	0.004633	0.055791	-0.030815	0.013601	0.635143	4.495236	16.03899	0.000329	0.551035	0.018313	100
NUM607	0.005639	0.005221	0.055791	-0.030815	0.013646	0.606197	4.417137	14.49241	0.000713	0.563857	0.018435	100
NUM608	0.005329	0.004633	0.055791	-0.030815	0.013898	0.568439	4.292897	12.35032	0.00208	0.532882	0.019122	100
NUM609	0.005383	0.004633	0.055791	-0.030815	0.013875	0.561784	4.311039	12.4218	0.002007	0.538267	0.019059	100
NUM610	0.005358	0.004633	0.055791	-0.030815	0.013907	0.554545	4.290787	12.06755	0.002396	0.535803	0.019146	100
NUM611	0.005331	0.004633	0.055791	-0.030815	0.013901	0.560781	4.302131	12.30602	0.002127	0.533116	0.019131	100
NUM612	0.005362	0.004633	0.055791	-0.030815	0.013884	0.558341	4.316846	12.4211	0.002008	0.53616	0.019084	100
NUM613	0.005412	0.004633	0.055791	-0.030815	0.013845	0.558959	4.350596	12.80772	0.001655	0.54117	0.018976	100
NUM614	0.005451	0.004633	0.055791	-0.030815	0.013851	0.549975	4.336778	12.48693	0.001943	0.545081	0.018992	100
NUM615	0.005386	0.004633	0.055791	-0.030815	0.013885	0.555922	4.307985	12.27927	0.002156	0.53859	0.019086	100
NUM616	0.005119	0.004311	0.055791	-0.030815	0.01373	0.595803	4.492829	15.20194	0.0005	0.511928	0.018662	100
NUM617	0.004862	0.004154	0.055791	-0.030815	0.013875	0.59916	4.401018	14.16176	0.000841	0.486198	0.019058	100
NUM618	0.004959	0.004154	0.055791	-0.030815	0.013831	0.588743	4.43583	14.367	0.000759	0.495899	0.018938	100
NUM619	0.005139	0.004154	0.055791	-0.030815	0.01367	0.607022	4.557527	16.24915	0.000296	0.513941	0.0185	100

Data	Mean	Median	Maximum	Minimum	Std. Dev.	Skewness	Kurtosis	Jarque-Bera	Probability	Sum	Sum Sq. Dev.	Observations
NUM620	0.004877	0.003854	0.055791	-0.030815	0.013725	0.637046	4.548353	16.75295	0.00023	0.48772	0.018648	100
NUM621	0.004934	0.003854	0.055791	-0.030815	0.013695	0.632324	4.57494	16.99903	0.000204	0.493415	0.018567	100
NUM622	0.004894	0.003854	0.055791	-0.030815	0.013713	0.636759	4.559141	16.88653	0.000215	0.489377	0.018617	100
NUM623	0.004945	0.003854	0.055791	-0.030815	0.01365	0.651391	4.605519	17.81223	0.000136	0.494489	0.018446	100
NUM624	0.004761	0.003501	0.055791	-0.030815	0.013606	0.690069	4.6952	19.91035	0.000047	0.476067	0.018328	100
NUM625	0.00471	0.003501	0.055791	-0.030815	0.013667	0.675727	4.648188	18.92897	0.000078	0.471012	0.018493	100
NUM626	0.004613	0.003161	0.055791	-0.030815	0.013686	0.692552	4.643138	19.24341	0.000066	0.461345	0.018544	100
NUM627	0.004808	0.003501	0.055791	-0.030815	0.013678	0.658236	4.614267	18.079	0.000119	0.480813	0.018522	100
NUM628	0.005058	0.003854	0.055791	-0.030815	0.013636	0.62606	4.612952	17.37258	0.000169	0.505773	0.018408	100
NUM629	0.004822	0.003501	0.055791	-0.030815	0.013602	0.668862	4.696757	19.45204	0.00006	0.482206	0.018317	100
NUM630	0.004923	0.003854	0.055791	-0.030815	0.013622	0.645544	4.651108	18.30445	0.000106	0.492291	0.01837	100
NUM631	0.004777	0.003854	0.055791	-0.030815	0.013544	0.677031	4.774274	20.75639	0.000031	0.477709	0.018161	100
NUM632	0.004633	0.003501	0.055791	-0.030815	0.013567	0.701767	4.773793	21.31769	0.000023	0.463306	0.018222	100
NUM633	0.004425	0.003161	0.055791	-0.030815	0.013729	0.68636	4.648862	19.1796	0.000068	0.442471	0.018661	100
NUM634	0.004546	0.003501	0.055791	-0.030815	0.013683	0.672188	4.683461	19.33912	0.000063	0.454648	0.018534	100
NUM635	0.00447	0.003161	0.055791	-0.030815	0.013687	0.687912	4.692995	19.82968	0.000049	0.446997	0.018546	100
NUM636	0.004483	0.003161	0.055791	-0.030815	0.013684	0.685796	4.694797	19.80669	0.00005	0.448259	0.018537	100
NUM637	0.004724	0.003501	0.055791	-0.030815	0.013735	0.641446	4.590336	17.39576	0.000167	0.472435	0.018677	100
NUM638	0.004643	0.003501	0.055791	-0.030815	0.013699	0.660511	4.651219	18.63176	0.00009	0.464282	0.01858	100
NUM639	0.0049	0.003854	0.055791	-0.030815	0.01368	0.623768	4.624106	17.47529	0.00016	0.489968	0.018527	100
NUM640	0.004795	0.003854	0.055791	-0.030815	0.013765	0.619008	4.549357	16.3883	0.000276	0.479525	0.018758	100
NUM641	0.004456	0.003501	0.055791	-0.030815	0.013842	0.641208	4.545652	16.80679	0.000224	0.4456	0.018967	100
NUM642	0.004478	0.003501	0.055791	-0.030815	0.013872	0.641271	4.518563	16.46229	0.000266	0.44779	0.01905	100
NUM643	0.004553	0.003501	0.055791	-0.030815	0.013835	0.634324	4.549364	16.70832	0.000235	0.455263	0.01895	100
NUM644	0.004402	0.003161	0.055791	-0.030815	0.013774	0.667284	4.650912	18.77743	0.000084	0.440165	0.018784	100
NUM645	0.004319	0.003161	0.055791	-0.030815	0.013813	0.675208	4.618722	18.51618	0.000095	0.431945	0.018889	100
NUM646	0.004112	0.002677	0.055791	-0.030815	0.013744	0.717401	4.741146	21.20937	0.000025	0.411226	0.0187	100
NUM647	0.00417	0.002677	0.055791	-0.030815	0.013774	0.703699	4.689859	20.15164	0.000042	0.41701	0.018784	100
NUM648	0.004035	0.00233	0.055791	-0.030815	0.013823	0.719528	4.657311	20.07318	0.000044	0.40352	0.018916	100
NUM649	0.004048	0.00233	0.055791	-0.030815	0.013819	0.717735	4.659967	20.06694	0.000044	0.404754	0.018905	100
NUM650	0.004003	0.00233	0.055791	-0.030815	0.013809	0.728444	4.681957	20.63126	0.000033	0.40029	0.018879	100
NUM651	0.003865	0.002213	0.055791	-0.030815	0.01387	0.74072	4.637982	20.32354	0.000039	0.38651	0.019044	100
NUM652	0.004086	0.00233	0.055791	-0.030815	0.013798	0.719171	4.671728	20.26459	0.00004	0.408601	0.018849	100
NUM653	0.004231	0.002677	0.055791	-0.030815	0.013787	0.692287	4.656016	19.41431	0.000061	0.42312	0.018818	100
NUM654	0.003979	0.00233	0.055791	-0.030815	0.013785	0.732187	4.710434	21.12491	0.000026	0.397937	0.018813	100
NUM655	0.003622	0.00233	0.055791	-0.030815	0.013254	0.673976	4.921742	22.95861	0.00001	0.362156	0.017392	100
NUM656	0.003501	0.002213	0.055791	-0.030815	0.013247	0.700521	4.957949	24.15202	0.000006	0.350144	0.017372	100
NUM657	0.003572	0.002213	0.055791	-0.030815	0.013194	0.702255	5.012588	25.09649	0.000004	0.357174	0.017233	100
NUM658	0.00331	0.002067	0.055791	-0.030815	0.013289	0.719001	4.957355	24.57954	0.000005	0.33103	0.017484	100
NUM659	0.003249	0.002067	0.055791	-0.030815	0.013353	0.707589	4.898168	23.35738	0.000008	0.324949	0.017651	100

Data	Mean	Median	Maximum	Minimum	Std. Dev.	Skewness	Kurtosis	Jarque-Bera	Probability	Sum	Sum Sq. Dev.	Observations
NUM660	0.00318	0.002067	0.055791	-0.030815	0.013317	0.724541	4.96158	24.7818	0.000004	0.318033	0.017558	100
NUM661	0.003014	0.002067	0.055791	-0.030815	0.013202	0.75863	5.144207	28.74876	0.000001	0.301433	0.017255	100
NUM662	0.00293	0.002067	0.055791	-0.030815	0.013332	0.710918	5.058959	26.08721	0.000002	0.293004	0.017595	100
NUM663	0.002534	0.001853	0.055791	-0.030815	0.013609	0.649929	4.947351	22.84086	0.000011	0.253356	0.018335	100
NUM664	0.002435	0.001853	0.055791	-0.030815	0.013655	0.659522	4.904617	22.36434	0.000014	0.243462	0.01846	100
NUM665	0.002666	0.002067	0.055791	-0.030815	0.013837	0.626278	4.678071	18.27008	0.000108	0.266619	0.018953	100
NUM666	0.003025	0.002067	0.055791	-0.030815	0.014301	0.65553	4.445959	15.87364	0.000357	0.302523	0.020248	100
NUM667	0.002739	0.001853	0.055791	-0.030815	0.014447	0.659881	4.370255	15.08071	0.000531	0.273936	0.020664	100
NUM668	0.002756	0.001853	0.055791	-0.030815	0.014444	0.656885	4.370844	15.02168	0.000547	0.275631	0.020655	100
NUM669	0.002741	0.001853	0.055791	-0.030815	0.01444	0.660326	4.378392	15.18369	0.000505	0.274138	0.020644	100
NUM670	0.002713	0.001853	0.055791	-0.030815	0.014428	0.666937	4.397973	15.55645	0.000419	0.271256	0.020609	100
NUM671	0.002527	0.001853	0.055791	-0.030815	0.014279	0.696824	4.575998	18.44177	0.000099	0.252659	0.020184	100
NUM672	0.00241	0.001714	0.055791	-0.030815	0.01426	0.722175	4.622475	19.66072	0.000054	0.24104	0.020131	100
NUM673	0.002597	0.001853	0.055791	-0.030815	0.014138	0.723958	4.715623	20.99925	0.000028	0.259675	0.019787	100
NUM674	0.002583	0.001853	0.055791	-0.030815	0.014134	0.7272	4.722555	21.17697	0.000025	0.258308	0.019778	100
NUM675	0.002608	0.001853	0.055791	-0.030815	0.014144	0.721304	4.704602	20.77828	0.000031	0.260762	0.019806	100
NUM676	0.002912	0.002067	0.055791	-0.030815	0.014147	0.681254	4.641041	18.95601	0.000077	0.291161	0.019815	100
NUM677	0.002614	0.001853	0.055791	-0.030815	0.013922	0.718493	4.897364	23.60383	0.000007	0.261367	0.019189	100
NUM678	0.002827	0.002067	0.055791	-0.030815	0.013861	0.694512	4.928463	23.53482	0.000008	0.282692	0.019021	100
NUM679	0.003006	0.002213	0.055791	-0.030815	0.013799	0.674866	4.972152	23.79651	0.000007	0.300628	0.01885	100
NUM680	0.002891	0.002213	0.055791	-0.030815	0.013737	0.700748	5.077088	26.16037	0.000002	0.289086	0.018682	100
NUM681	0.002828	0.002213	0.055791	-0.030815	0.013691	0.71409	5.151416	27.78454	0.000001	0.282786	0.018556	100
NUM682	0.002714	0.002213	0.055791	-0.030815	0.013636	0.740776	5.252154	30.27998	0	0.271393	0.018409	100
NUM683	0.00259	0.002067	0.055791	-0.030815	0.013697	0.749838	5.194672	29.44004	0	0.259021	0.018573	100
NUM684	0.002304	0.001853	0.055791	-0.030815	0.013751	0.778402	5.194371	30.16211	0	0.23044	0.01872	100
NUM685	0.002117	0.001853	0.055791	-0.030815	0.013618	0.815862	5.406576	35.22554	0	0.211682	0.01836	100
NUM686	0.002335	0.001853	0.055791	-0.030815	0.013932	0.820511	5.120215	29.95111	0	0.233451	0.019217	100
NUM687	0.002338	0.001853	0.055791	-0.030815	0.01393	0.820421	5.122215	29.984	0	0.233784	0.019211	100
NUM688	0.002621	0.002067	0.055791	-0.030815	0.014129	0.776131	4.860895	24.46854	0.000005	0.262104	0.019762	100
NUM689	0.002604	0.002067	0.055791	-0.030815	0.014128	0.779805	4.865803	24.64003	0.000004	0.260445	0.01976	100
NUM690	0.002234	0.001853	0.055791	-0.030815	0.014122	0.813977	4.954768	26.96398	0.000001	0.22338	0.019744	100
NUM691	0.002276	0.001853	0.055791	-0.030815	0.014098	0.812354	4.977257	27.28843	0.000001	0.227605	0.019675	100
NUM692	0.002587	0.001853	0.055791	-0.026423	0.013698	0.960213	5.146325	34.56145	0	0.258728	0.018575	100
NUM693	0.002301	0.001714	0.055791	-0.026423	0.013535	1.01516	5.412897	41.43446	0	0.230121	0.018137	100
NUM694	0.001935	0.001714	0.055791	-0.026423	0.012869	0.917187	5.577212	41.69563	0	0.193509	0.016396	100
NUM695	0.001964	0.001714	0.055791	-0.026423	0.012893	0.909808	5.533458	40.53923	0	0.196409	0.016456	100
NUM696	0.001849	0.001595	0.055791	-0.026423	0.012868	0.939068	5.608056	43.03897	0	0.184901	0.016392	100
NUM697	0.001961	0.001595	0.055791	-0.026423	0.012936	0.909552	5.470441	39.21757	0	0.196085	0.016566	100
NUM698	0.001719	0.001266	0.055791	-0.026423	0.013164	0.854029	5.282614	33.86578	0	0.171889	0.017155	100
NUM699	0.001442	0.000796	0.055791	-0.026423	0.013324	0.84236	5.170781	31.46073	0	0.144198	0.017574	100

Data	Mean	Median	Maximum	Minimum	Std. Dev.	Skewness	Kurtosis	Jarque-Bera	Probability	Sum	Sum Sq. Dev.	Observations
NUM700	0.001601	0.000796	0.055791	-0.026423	0.013441	0.808526	4.984816	27.30979	0.000001	0.160051	0.017885	100
NUM701	0.001086	0.000796	0.038822	-0.026423	0.01228	0.314286	3.327255	2.092494	0.351253	0.108607	0.01493	100
NUM702	0.001237	0.001266	0.038822	-0.026423	0.012283	0.281814	3.3101	1.724328	0.422247	0.123669	0.014936	100
NUM703	0.001263	0.001595	0.038822	-0.026423	0.012284	0.275208	3.306436	1.653585	0.43745	0.126344	0.014939	100
NUM704	0.001131	0.001595	0.038822	-0.026423	0.012121	0.26666	3.401737	1.857596	0.395028	0.113078	0.014545	100
NUM705	0.001336	0.001795	0.038822	-0.026423	0.012036	0.241977	3.455651	1.84095	0.39833	0.133603	0.014342	100
NUM706	0.001491	0.002067	0.038822	-0.026423	0.012126	0.216335	3.36465	1.334052	0.513233	0.149134	0.014556	100
NUM707	0.00124	0.001795	0.038822	-0.026423	0.012066	0.25624	3.428594	1.859704	0.394612	0.124035	0.014414	100
NUM708	0.001331	0.001795	0.038822	-0.026423	0.01193	0.294943	3.469058	2.366587	0.306268	0.133142	0.01409	100
NUM709	0.001481	0.001795	0.038822	-0.026423	0.012034	0.272944	3.366348	1.800857	0.406395	0.148089	0.014337	100
NUM710	0.001752	0.002184	0.038822	-0.026423	0.011998	0.237611	3.368156	1.505725	0.471016	0.17522	0.01425	100
NUM711	0.001725	0.002184	0.038822	-0.026423	0.011989	0.244343	3.380051	1.596886	0.450029	0.172459	0.014229	100
NUM712	0.001622	0.002184	0.038822	-0.026423	0.012055	0.253818	3.328034	1.522087	0.467179	0.162221	0.014386	100
NUM713	0.001618	0.002184	0.038822	-0.026423	0.012056	0.254546	3.326752	1.524754	0.466556	0.161832	0.01439	100
NUM714	0.001573	0.002184	0.038822	-0.026423	0.012035	0.264502	3.35245	1.683605	0.430933	0.157348	0.014339	100
NUM715	0.001614	0.002184	0.038822	-0.026423	0.012019	0.256915	3.365476	1.656641	0.436782	0.161416	0.014301	100
NUM716	0.001779	0.002438	0.038822	-0.026423	0.012107	0.228564	3.277356	1.191222	0.551226	0.17785	0.014511	100
NUM717	0.002089	0.002491	0.038822	-0.026423	0.012055	0.19895	3.282458	0.992112	0.608928	0.208859	0.014388	100
NUM718	0.001967	0.002438	0.038822	-0.026423	0.012102	0.220062	3.247103	1.061537	0.588153	0.196655	0.014498	100
NUM719	0.0019	0.002438	0.038822	-0.026423	0.01212	0.233971	3.233077	1.138727	0.565885	0.189955	0.014543	100
NUM720	0.002017	0.002438	0.038822	-0.026423	0.012052	0.220856	3.285216	1.15191	0.562168	0.201688	0.014379	100
NUM721	0.001881	0.002438	0.038822	-0.026423	0.012144	0.230484	3.219888	1.086639	0.580759	0.188124	0.014599	100
NUM722	0.0019	0.002438	0.038822	-0.026423	0.012137	0.226677	3.225318	1.067909	0.586282	0.190049	0.014583	100
NUM723	0.002152	0.002491	0.038822	-0.026423	0.012165	0.186117	3.188267	0.72501	0.695931	0.215215	0.014652	100
NUM724	0.002102	0.002491	0.038822	-0.026423	0.01219	0.194431	3.168317	0.748105	0.687941	0.210175	0.01471	100
NUM725	0.002324	0.002563	0.038822	-0.026423	0.012093	0.169508	3.223841	0.687651	0.709053	0.232391	0.014478	100
NUM726	0.002309	0.002563	0.038822	-0.026423	0.0121	0.17209	3.21733	0.690381	0.708085	0.230862	0.014496	100
NUM727	0.002314	0.002563	0.038822	-0.026423	0.012106	0.171819	3.213087	0.681221	0.711336	0.231398	0.014508	100
NUM728	0.002204	0.002563	0.038822	-0.026423	0.012038	0.189939	3.279508	0.926799	0.629141	0.220438	0.014346	100
NUM729	0.002002	0.002563	0.038822	-0.026423	0.012325	0.117647	3.236248	0.463235	0.79325	0.200202	0.015039	100
NUM730	0.001605	0.002491	0.038822	-0.027115	0.012617	0.073786	3.234737	0.320329	0.852004	0.160536	0.01576	100
NUM731	0.001667	0.002491	0.038822	-0.027115	0.012647	0.062411	3.205321	0.240572	0.886667	0.166701	0.015836	100
NUM732	0.001671	0.002491	0.038822	-0.027115	0.012645	0.061676	3.207148	0.242191	0.885949	0.167119	0.015831	100
NUM733	0.001986	0.002563	0.038822	-0.027115	0.012582	0.029547	3.234892	0.244443	0.884952	0.198578	0.015672	100
NUM734	0.002045	0.002563	0.038822	-0.027115	0.012612	0.019055	3.20664	0.183969	0.912119	0.20451	0.015747	100
NUM735	0.001949	0.002563	0.038822	-0.027115	0.012665	0.033689	3.161475	0.127558	0.938212	0.194871	0.01588	100
NUM736	0.002076	0.002846	0.038822	-0.027115	0.012726	0.012519	3.109514	0.052584	0.974051	0.207619	0.016034	100
NUM737	0.001908	0.002691	0.038822	-0.027115	0.012603	0.025828	3.195193	0.169869	0.918572	0.190825	0.015725	100
NUM738	0.001729	0.002563	0.038822	-0.027115	0.012663	0.055986	3.149014	0.144762	0.930177	0.172934	0.015875	100
NUM739	0.001594	0.002563	0.038822	-0.027115	0.012575	0.07279	3.220981	0.291775	0.864255	0.159445	0.015654	100

Data	Mean	Median	Maximum	Minimum	Std. Dev.	Skewness	Kurtosis	Jarque-Bera	Probability	Sum	Sum Sq. Dev.	Observations
NUM740	0.001681	0.002563	0.038822	-0.027115	0.012514	0.063927	3.27041	0.372785	0.829948	0.168144	0.015502	100
NUM741	0.002002	0.002691	0.038822	-0.027115	0.012482	0.03054	3.281993	0.34688	0.840768	0.200199	0.015423	100
NUM742	0.001864	0.002691	0.038822	-0.027115	0.012305	0.007002	3.362041	0.546957	0.760729	0.186381	0.014989	100
NUM743	0.001834	0.002691	0.038822	-0.027115	0.012309	0.014085	3.357391	0.535506	0.765097	0.183406	0.015	100
NUM744	0.001909	0.002947	0.038822	-0.027115	0.012336	-0.001461	3.330333	0.454702	0.796641	0.190905	0.015065	100
NUM745	0.002047	0.003102	0.038822	-0.027115	0.012322	-0.031448	3.344328	0.510491	0.774726	0.204743	0.015032	100
NUM746	0.001975	0.003102	0.038822	-0.027115	0.012365	-0.020107	3.303551	0.390667	0.82256	0.19749	0.015136	100
NUM747	0.00185	0.002947	0.038822	-0.027115	0.012302	5.67E-05	3.3605	0.5415	0.762807	0.184992	0.014984	100
NUM748	0.001906	0.002947	0.038822	-0.027115	0.012272	-0.009526	3.390828	0.637955	0.726892	0.190632	0.014909	100
NUM749	0.002025	0.003102	0.038822	-0.027115	0.012313	-0.032669	3.351289	0.531973	0.76645	0.202494	0.015009	100
NUM750	0.002081	0.003102	0.038822	-0.027115	0.012338	-0.043165	3.327146	0.476988	0.787813	0.208062	0.015069	100
NUM751	0.002422	0.003316	0.038822	-0.027115	0.012502	-0.052414	3.27121	0.352265	0.838507	0.242245	0.015473	100
NUM752	0.00216	0.003102	0.038822	-0.027115	0.012604	-0.021123	3.20363	0.180208	0.913836	0.215968	0.015727	100
NUM753	0.002049	0.002947	0.038822	-0.027115	0.01258	0.002285	3.226253	0.213381	0.898804	0.204925	0.015666	100
NUM754	0.002124	0.002947	0.038822	-0.027115	0.012539	-0.009997	3.263327	0.290587	0.864768	0.212419	0.015565	100
NUM755	0.002173	0.002947	0.038822	-0.027115	0.012563	-0.018734	3.240941	0.247734	0.883497	0.217303	0.015625	100
NUM756	0.002163	0.002947	0.038822	-0.027115	0.012566	-0.016624	3.237528	0.239688	0.887059	0.216315	0.015633	100
NUM757	0.002287	0.003102	0.038822	-0.027115	0.012578	-0.043619	3.227373	0.24712	0.883768	0.228744	0.015663	100
NUM758	0.002329	0.003102	0.038822	-0.027115	0.012529	-0.040266	3.256654	0.301485	0.860069	0.232903	0.015541	100
NUM759	0.00242	0.003102	0.038822	-0.027115	0.012446	-0.04396	3.32015	0.459275	0.794822	0.242047	0.015335	100
NUM760	0.002375	0.002947	0.038822	-0.027115	0.012439	-0.033358	3.326496	0.462713	0.793457	0.237502	0.015318	100
NUM761	0.002383	0.002947	0.038822	-0.027115	0.01244	-0.03529	3.325211	0.461432	0.793965	0.238324	0.015322	100
NUM762	0.002561	0.002947	0.038822	-0.027115	0.012222	-0.007422	3.422576	0.744963	0.689023	0.256122	0.014788	100
NUM763	0.002734	0.002947	0.038822	-0.027115	0.011927	0.084435	3.421692	0.859756	0.650588	0.27339	0.014082	100
NUM764	0.002877	0.003102	0.038822	-0.027115	0.011873	0.058659	3.47115	0.982273	0.611931	0.287651	0.013956	100
NUM765	0.002491	0.002947	0.038822	-0.027115	0.01178	0.064749	3.502615	1.122464	0.570506	0.249076	0.013739	100
NUM766	0.002165	0.002947	0.032795	-0.027115	0.011202	-0.18293	3.128974	0.627035	0.730872	0.21649	0.012422	100
NUM767	0.002396	0.003102	0.032795	-0.027115	0.011004	-0.187153	3.241721	0.827223	0.661258	0.239639	0.011987	100
NUM768	0.002454	0.003316	0.032795	-0.027115	0.011011	-0.201908	3.236972	0.91343	0.633361	0.245411	0.012004	100
NUM769	0.002619	0.003316	0.032795	-0.027115	0.011186	-0.180022	3.15209	0.63651	0.727417	0.261922	0.012386	100
NUM770	0.002631	0.003316	0.032795	-0.027115	0.011191	-0.182263	3.146742	0.643383	0.724922	0.263143	0 0124	100
NUM771	0.002486	0.003102	0.032795	-0.027115	0.011258	-0.153862	3.078801	0.420433	0.810409	0.248572	0.012548	100
NUM772	0.002533	0.003316	0.032795	-0.027115	0.011253	-0.166433	3.086964	0.493178	0.781462	0.253308	0.012537	100
NUM773	0.002574	0.003605	0.032795	-0.027115	0.011261	-0.176461	3.081421	0.546599	0.760865	0.257361	0.012554	100
NUM774	0.00248	0.003316	0.032795	-0.027115	0.011278	-0.153021	3.058071	0.404307	0.81697	0.24802	0.012593	100
NUM775	0.002532	0.003316	0.032795	-0.027115	0.011323	-0.154656	3.025511	0.401352	0.818177	0.253169	0.012692	100
NUM776	0.002235	0.003102	0.032795	-0.027115	0.0113	-0.122732	3.021249	0.252934	0.881203	0.223474	0.012641	100
NUM777	0.002195	0.003102	0.032795	-0.027115	0.01132	-0.114484	2.999849	0.218445	0.896531	0.219522	0.012687	100
NUM778	0.002259	0.003102	0.032795	-0.027115	0.011379	-0.114882	2.959949	0.226647	0.892862	0.225867	0.012819	100
NUM779	0.002218	0.003074	0.032795	-0.027115	0.011369	-0.105173	2.968783	0.188417	0.910093	0.221789	0.012795	100

Data	Mean	Median	Maximum	Minimum	Std. Dev.	Skewness	Kurtosis	Jarque-Bera	Probability	Sum	Sum Sq. Dev.	Observations
NUM780	0.002124	0.002924	0.032795	-0.027115	0.011389	-0.082329	2.946277	0.124995	0.939415	0.212389	0.012841	100
NUM781	0.002121	0.002924	0.032795	-0.027115	0.011387	-0.081999	2.947634	0.12349	0.940123	0.212144	0.012837	100
NUM782	0.002298	0.002924	0.032795	-0.027115	0.011545	-0.079188	2.869025	0.175988	0.915766	0.22979	0.013195	100
NUM783	0.002436	0.003074	0.032795	-0.027115	0.011477	-0.103931	2.92765	0.201837	0.904007	0.243603	0.01304	100
NUM784	0.002628	0.003102	0.032795	-0.027115	0.011352	-0.124998	3.015902	0.261462	0.877454	0.262778	0.012757	100
NUM785	0.00264	0.003386	0.032795	-0.027115	0.011352	-0.128258	3.015961	0.275231	0.871434	0.264015	0.012758	100
NUM786	0.002395	0.003386	0.026366	-0.027115	0.010952	-0.285893	2.86691	1.436051	0.487714	0.239528	0.011875	100
NUM787	0.002621	0.003671	0.026366	-0.027115	0.01101	-0.316967	2.855178	1.761857	0.414398	0.26209	0.012002	100
NUM788	0.002796	0.003671	0.043924	-0.027115	0.011521	0.056268	3.878088	3.265432	0.195398	0.279648	0.013141	100
NUM789	0.002741	0.003671	0.043924	-0.027115	0.011536	0.069228	3.860472	3.164926	0.205468	0.274119	0.013174	100
NUM790	0.002541	0.003671	0.043924	-0.035897	0.012025	-0.18769	4.28394	7.455885	0.024042	0.25413	0.014315	100
NUM791	0.002436	0.003671	0.043924	-0.035897	0.012126	-0.182702	4.172785	6.287269	0.043126	0.243622	0.014558	100
NUM792	0.002653	0.003681	0.043924	-0.035897	0.01228	-0.18821	4.044047	5.132196	0.076835	0.265279	0.01493	100
NUM793	0.00252	0.003681	0.043924	-0.035897	0.012426	-0.191006	3.918042	4.119731	0.127471	0.252001	0.015287	100
NUM794	0.002849	0.003681	0.043924	-0.035897	0.012985	0.00928	4.026732	4.39385	0.111144	0.284893	0.016691	100
NUM795	0.002874	0.003681	0.043924	-0.035897	0.013008	0.00847	4.004408	4.20468	0.12217	0.287356	0.016751	100
NUM796	0.002782	0.003681	0.043924	-0.035897	0.013068	0.019526	3.941848	3.702511	0.15704	0.27822	0.016905	100
NUM797	0.00261	0.003671	0.043924	-0.035897	0.013015	0.050263	3.999532	4.204874	0.122158	0.26095	0.016768	100
NUM798	0.002612	0.003671	0.043924	-0.035897	0.01301	0.051785	3.999907	4.210588	0.12181	0.261184	0.016757	100
NUM799	0.00266	0.003671	0.043924	-0.035897	0.012935	0.068833	4.035434	4.546144	0.102995	0.266009	0.016563	100
NUM800	0.002233	0.003386	0.043924	-0.035897	0.013085	0.063549	3.990011	4.151148	0.125484	0.223301	0.016951	100
NUM801	0.002514	0.003386	0.043924	-0.035897	0.013428	0.111109	3.846927	3.194441	0.202459	0.25138	0.017851	100
NUM802	0.002258	0.003102	0.043924	-0.035897	0.013548	0.13515	3.760794	2.716128	0.257158	0.225788	0.018172	100
NUM803	0.00302	0.003381	0.079352	-0.035897	0.015588	1.169161	8.005464	127.1768	0	0.302033	0.024057	100
NUM804	0.002597	0.003074	0.079352	-0.035897	0.015983	1.048167	7.611454	106.9172	0	0.259691	0.025292	100
NUM805	0.002752	0.003074	0.079352	-0.035897	0.016097	1.014804	7.380068	97.10128	0	0.275244	0.025654	100
NUM806	0.002314	0.002924	0.079352	-0.035897	0.016326	0.982158	7.197324	89.48362	0	0.23141	0.026386	100
NUM807	0.00237	0.002924	0.079352	-0.035897	0.016298	0.979278	7.230476	90.55362	0	0.237026	0.026297	100
NUM808	0.002771	0.003074	0.079352	-0.035897	0.016434	0.92739	6.955616	79.52963	0	0.27711	0.026737	100
NUM809	0.002631	0.003074	0.079352	-0.035897	0.016369	0.957204	7.091719	85.02968	0	0.263138	0.026528	100
NUM810	0.002391	0.002924	0.079352	-0.035897	0.016384	0.990756	7.126302	87.30315	0	0.239054	0.026575	100
NUM811	0.00251	0.002924	0.079352	-0.035897	0.01644	0.964646	7.005762	82.36792	0	0.250953	0.026757	100
NUM812	0.002574	0.002924	0.079352	-0.035897	0.016399	0.965071	7.056892	84.09923	0	0.257404	0.026623	100
NUM813	0.002713	0.003074	0.079352	-0.035897	0.016408	0.939537	7.009217	81.68639	0	0.271341	0.026652	100
NUM814	0.002806	0.003074	0.079352	-0.035897	0.016447	0.919421	6.92442	78.26005	0	0.28057	0.026779	100
NUM815	0.002832	0.003074	0.079352	-0.035897	0.016443	0.915468	6.925232	78.16573	0	0.28315	0.026767	100
NUM816	0.002636	0.002924	0.079352	-0.035897	0.016398	0.952964	7.042692	83.23301	0	0.263562	0.026619	100
NUM817	0.002533	0.002924	0.079352	-0.035897	0.016349	0.975574	7.147811	87.54715	0	0.253326	0.026461	100
NUM818	0.002861	0.003074	0.079352	-0.035897	0.016451	0.923598	6.923147	78.34672	0	0.286096	0.026794	100
NUM819	0.003069	0.003137	0.079352	-0.035897	0.016486	0.885972	6.82352	73.99623	0	0.306925	0.026905	100

Data	Mean	Median	Maximum	Minimum	Std. Dev.	Skewness	Kurtosis	Jarque-Bera	Probability	Sum	Sum Sq. Dev.	Observations
NUM820	0.003082	0.003137	0.079352	-0.035897	0.016484	0.883858	6.822861	73.91287	0	0.308206	0.026901	100
NUM821	0.003317	0.003421	0.079352	-0.035897	0.016421	0.861437	6.869609	74.75901	0	0.331721	0.026694	100
NUM822	0.003411	0.003671	0.079352	-0.035897	0.01642	0.844706	6.850337	73.66337	0	0.341108	0.026693	100
NUM823	0.003184	0.003421	0.079352	-0.035897	0.016402	0.882351	6.927298	77.241	0	0.318406	0.026633	100
NUM824	0.003432	0.003671	0.079352	-0.035897	0.016446	0.840042	6.80757	72.16782	0	0.343195	0.026777	100
NUM825	0.003322	0.003421	0.079352	-0.035897	0.016451	0.85856	6.821786	73.14395	0	0.33221	0.026794	100
NUM826	0.003192	0.003421	0.079352	-0.035897	0.016563	0.846374	6.690072	68.67511	0	0.31924	0.027159	100
NUM827	0.00297	0.003137	0.079352	-0.035897	0.01656	0.881168	6.74092	71.25129	0	0.296975	0.02715	100
NUM828	0.002932	0.003074	0.079352	-0.035897	0.016562	0.887765	6.746581	71.62239	0	0.293196	0.027155	100
NUM829	0.003229	0.003137	0.079352	-0.035897	0.016318	0.925004	7.000168	80.93279	0	0.32286	0.026361	100
NUM830	0.00351	0.003137	0.079352	-0.035897	0.016029	0.991734	7.314976	93.97154	0	0.35101	0.025437	100
NUM831	0.003474	0.003137	0.079352	-0.035897	0.016017	0.999972	7.346626	95.38724	0	0.347428	0.025397	100
NUM832	0.003576	0.003421	0.079352	-0.035897	0.016	0.985175	7.351872	95.0878	0	0.35758	0.025343	100
NUM833	0.003384	0.003137	0.079352	-0.035897	0.015976	1.020904	7.442373	99.59858	0	0.338415	0.025267	100
NUM834	0.003316	0.003137	0.079352	-0.035897	0.015956	1.036375	7.496206	102.134	0	0.331568	0.025205	100
NUM835	0.003382	0.003137	0.079352	-0.035897	0.015915	1.036766	7.551759	104.2419	0	0.338173	0.025076	100
NUM836	0.003164	0.003074	0.079352	-0.035897	0.015912	1.072171	7.615505	107.9212	0	0.316369	0.025066	100
NUM837	0.003118	0.003074	0.079352	-0.035897	0.01592	1.079036	7.613265	108.0812	0	0.31175	0.025091	100
NUM838	0.003138	0.003074	0.079352	-0.035897	0.015903	1.08147	7.637516	109.1036	0	0.313759	0.025037	100
NUM839	0.003181	0.003114	0.079352	-0.035897	0.015909	1.072254	7.614592	107.889	0	0.318102	0.025055	100
NUM840	0.003279	0.003421	0.079352	-0.035897	0.015902	1.055728	7.600861	106.7757	0	0.32788	0.025034	100
NUM841	0.003157	0.003421	0.079352	-0.035897	0.015845	1.084223	7.738386	113.1436	0	0.315699	0.024856	100
NUM842	0.003091	0.003421	0.079352	-0.035897	0.015827	1.099415	7.791594	115.8093	0	0.309097	0.024799	100
NUM843	0.003105	0.003421	0.079352	-0.035897	0.015824	1.097647	7.79437	115.8554	0	0.31048	0.024788	100
NUM844	0.002994	0.003114	0.079352	-0.035897	0.015814	1.119746	7.84406	118.6676	0	0.299394	0.024759	100
NUM845	0.002935	0.002572	0.079352	-0.035897	0.015807	1.132122	7.874223	120.3535	0	0.293515	0.024737	100
NUM846	0.003127	0.003114	0.079352	-0.035897	0.015779	1.106809	7.87275	119.3491	0	0.31268	0.02465	100
NUM847	0.003027	0.003114	0.079352	-0.035897	0.01582	1.11369	7.823432	117.6113	0	0.302654	0.024776	100
NUM848	0.003333	0.003421	0.079352	-0.035897	0.016018	1.057281	7.426566	100.2744	0	0.333276	0.025402	100
NUM849	0.003119	0.003114	0.079352	-0.035897	0.016043	1.086098	7.441882	101.8698	0	0.311904	0.025479	100
NUM850	0.003036	0.002572	0.079352	-0.035897	0.016027	1.104126	7.493867	104.4634	0	0.303553	0.025429	100
NUM851	0.002423	0.002001	0.079352	-0.036058	0.016338	0.990818	7.379392	96.27481	0	0.24225	0.026426	100
NUM852	0.00257	0.002001	0.079352	-0.036058	0.016239	0.995547	7.508061	101.1961	0	0.257034	0.026107	100
NUM853	0.002754	0.002572	0.079352	-0.036058	0.016305	0.957682	7.350139	94.13472	0	0.275358	0.026321	100
NUM854	0.002696	0.002572	0.079352	-0.036058	0.016328	0.96242	7.323353	93.31829	0	0.269617	0.026395	100
NUM855	0.002636	0.002572	0.079352	-0.036058	0.01631	0.975602	7.370365	95.44705	0	0.263632	0.026335	100
NUM856	0.002633	0.002572	0.079352	-0.036058	0.016311	0.975915	7.36932	95.41916	0	0.263334	0.026339	100
NUM857	0.002515	0.002001	0.079352	-0.036058	0.016303	0.998259	7.413072	97.7554	0	0.251489	0.026312	100
NUM858	0.002568	0.002001	0.079352	-0.036058	0.016269	0.998491	7.457866	99.41879	0	0.256847	0.026203	100
NUM859	0.002647	0.002572	0.079352	-0.036058	0.016254	0.987434	7.465343	99.33083	0	0.264697	0.026156	100

Data	Mean	Median	Maximum	Minimum	Std. Dev.	Skewness	Kurtosis	Jarque-Bera	Probability	Sum	Sum Sq. Dev.	Observations
NUM860	0.002667	0.003114	0.079352	-0.036058	0.016254	0.98361	7.459772	98.99799	0	0.266729	0.026157	100
NUM861	0.002708	0.003114	0.079352	-0.036058	0.016265	0.974781	7.431474	97.66149	0	0.270771	0.02619	100
NUM862	0.002857	0.003341	0.079352	-0.036058	0.016275	0.947451	7.378556	94.84337	0	0.285695	0.026221	100
NUM863	0.003173	0.003586	0.079352	-0.036058	0.016345	0.898369	7.197327	86.85758	0	0.317283	0.02645	100
NUM864	0.003135	0.003341	0.079352	-0.036058	0.016344	0.905577	7.207706	87.43777	0	0.313451	0.026447	100
NUM865	0.003168	0.003341	0.079352	-0.036058	0.016313	0.910126	7.249068	89.0329	0	0.31678	0.026345	100
NUM866	0.003182	0.003341	0.079352	-0.036058	0.016316	0.907001	7.23975	88.60869	0	0.318242	0.026356	100
NUM867	0.003088	0.003114	0.079352	-0.036058	0.016336	0.919818	7.226663	88.53725	0	0.308847	0.02642	100
NUM868	0.003045	0.002718	0.079352	-0.036058	0.016332	0.928489	7.243869	89.41164	0	0.304462	0.026407	100
NUM869	0.00287	0.002718	0.079352	-0.036058	0.016216	0.963789	7.473529	98.86676	0	0.28701	0.026033	100
NUM870	0.002611	0.002239	0.079352	-0.036058	0.016331	0.971862	7.350418	94.60082	0	0.261095	0.026402	100
NUM871	0.002854	0.002718	0.079352	-0.036058	0.016324	0.936585	7.304427	91.82025	0	0.285352	0.026381	100
NUM872	0.002955	0.002718	0.079352	-0.036058	0.016361	0.914609	7.217795	88.06597	0	0.295523	0.0265	100
NUM873	0.003265	0.002718	0.079352	-0.036058	0.016721	0.891288	6.736282	71.40577	0	0.326501	0.027678	100
NUM874	0.003412	0.003114	0.079352	-0.036058	0.016719	0.86675	6.708092	69.81237	0	0.341241	0.027672	100
NUM875	0.00317	0.002718	0.079352	-0.036058	0.016729	0.90101	6.744482	71.95175	0	0.317035	0.027705	100
NUM876	0.003557	0.003114	0.079352	-0.036058	0.01683	0.851414	6.536765	64.20138	0	0.355683	0.028043	100
NUM877	0.003539	0.003114	0.079352	-0.036058	0.016841	0.851831	6.524713	63.85861	0	0.353907	0.028078	100
NUM878	0.003331	0.002718	0.079352	-0.036058	0.016817	0.887569	6.603447	67.23312	0	0.333101	0.027997	100
NUM879	0.003446	0.002781	0.079352	-0.036058	0.016854	0.864037	6.522748	64.14998	0	0.344634	0.028123	100
NUM880	0.00348	0.002781	0.079352	-0.036058	0.016841	0.861114	6.536238	64.46271	0	0.347975	0.028078	100
NUM881	0.003543	0.002781	0.079352	-0.036058	0.016875	0.848092	6.473139	62.24889	0	0.354265	0.028192	100
NUM882	0.003239	0.002239	0.079352	-0.036058	0.016828	0.893587	6.599806	67.30248	0	0.323867	0.028035	100
NUM883	0.003449	0.002239	0.079352	-0.036058	0.016965	0.855371	6.372486	59.58457	0	0.344921	0.028492	100
NUM884	0.003619	0.002239	0.079352	-0.036058	0.017063	0.823161	6.206831	54.14225	0	0.361943	0.028823	100
NUM885	0.0036	0.002001	0.079352	-0.036058	0.017064	0.826364	6.209079	54.2904	0	0.360042	0.028827	100
NUM886	0.003584	0.002001	0.079352	-0.036058	0.01706	0.829598	6.2176	54.60785	0	0.358432	0.028814	100
NUM887	0.003425	0.001865	0.079352	-0.036058	0.017012	0.860312	6.317011	58.17961	0	0.342521	0.028651	100
NUM888	0.003039	0.001865	0.079352	-0.036058	0.016514	0.86125	6.822078	73.23037	0	0.303905	0.026999	100
NUM889	0.003193	0.002001	0.079352	-0.036058	0.016529	0.833226	6.766814	70.69148	0	0.319271	0.027048	100
NUM890	0.003569	0.002001	0.079352	-0.036058	0.016052	0.985797	7.153519	88.07875	0	0.356857	0.025508	100
NUM891	0.003734	0.002151	0.079352	-0.036058	0.01595	0.987751	7.278944	92.54989	0	0.373382	0.025187	100
NUM892	0.00351	0.002001	0.079352	-0.036058	0.015849	1.033821	7.507278	102.4612	0	0.351011	0.024867	100
NUM893	0.003475	0.002001	0.079352	-0.036058	0.015899	1.01684	7.447528	99.65151	0	0.34751	0.025026	100
NUM894	0.003043	0.001865	0.079352	-0.036058	0.015465	1.049519	8.099661	126.7188	0	0.304297	0.023677	100
NUM895	0.002851	0.001798	0.079352	-0.036058	0.01542	1.089423	8.242564	134.2993	0	0.28508	0.02354	100

Output Eviews JAKFIN

Data	Mean	Median	Maximum	Minimum	Std. Dev.	Skewness	Kurtosis	Jarque-Bera	Probability	Sum	Sum Sq. Dev.	Observations
NUM101	0.000884	0.000646	0.03534	-0.033395	0.012657	0.018302	3.229199	0.224468	0.893835	0.088407	0.015859	100
NUM102	0.001177	0.001143	0.03534	-0.033395	0.012683	-0.019483	3.21398	0.197107	0.906147	0.117719	0.015924	100
NUM103	0.001468	0.001638	0.03534	-0.033395	0.012871	-0.028689	3.130816	0.08502	0.958381	0.146807	0.0164	100
NUM104	0.001457	0.001638	0.03534	-0.033395	0.012872	-0.026249	3.129302	0.081146	0.960239	0.145748	0.016404	100
NUM105	0.001735	0.001952	0.03534	-0.033395	0.012687	-0.03816	3.221687	0.229041	0.891794	0.173492	0.015934	100
NUM106	0.001873	0.001952	0.03534	-0.033395	0.012545	-0.034499	3.309328	0.418519	0.811185	0.187252	0.015581	100
NUM107	0.002204	0.001952	0.036127	-0.033395	0.013004	0.0778	3.34555	0.5984	0.741411	0.220355	0.016742	100
NUM108	0.002369	0.002222	0.036127	-0.033395	0.013064	0.048749	3.291627	0.393968	0.821204	0.236885	0.016895	100
NUM109	0.00204	0.001952	0.036127	-0.033395	0.013097	0.082996	3.281026	0.44387	0.800968	0.204042	0.016982	100
NUM110	0.001841	0.001638	0.036127	-0.033395	0.012971	0.104514	3.377425	0.775593	0.67855	0.184089	0.016656	100
NUM111	0.001864	0.001638	0.036127	-0.033395	0.012959	0.101038	3.388398	0.798699	0.670756	0.186369	0.016625	100
NUM112	0.001789	0.001638	0.036127	-0.033395	0.012997	0.112571	3.355416	0.737542	0.691584	0.178889	0.016722	100
NUM113	0.001962	0.001952	0.036127	-0.033395	0.0131	0.090156	3.270413	0.440149	0.802459	0.196203	0.016989	100
NUM114	0.001955	0.001952	0.036127	-0.033395	0.013098	0.09182	3.272181	0.449193	0.798839	0.19546	0.016985	100
NUM115	0.002238	0.002222	0.036127	-0.033395	0.012971	0.067694	3.339757	0.557352	0.756785	0.223793	0.016657	100
NUM116	0.002503	0.00249	0.036127	-0.033395	0.013008	0.02847	3.310608	0.415497	0.812411	0.250297	0.01675	100
NUM117	0.002757	0.002782	0.036127	-0.033395	0.012979	-0.010696	3.330801	0.457861	0.795384	0.275721	0.016676	100
NUM118	0.003024	0.003232	0.036127	-0.033395	0.013024	-0.048568	3.302266	0.419999	0.810584	0.302392	0.016792	100
NUM119	0.003117	0.003232	0.036127	-0.033395	0.012947	-0.05562	3.363666	0.602615	0.73985	0.311713	0.016595	100
NUM120	0.002805	0.002782	0.036127	-0.033395	0.013173	-0.052923	3.264607	0.338416	0.844333	0.280544	0.01718	100
NUM121	0.002533	0.002782	0.036127	-0.033395	0.013594	-0.148079	3.273009	0.676011	0.713191	0.253317	0.018294	100
NUM122	0.002785	0.002782	0.036127	-0.031396	0.013147	-0.019799	3.175458	0.134806	0.934819	0.278493	0.017112	100
NUM123	0.002808	0.002782	0.036127	-0.031396	0.013188	-0.008489	3.174665	0.128317	0.937856	0.28082	0.017219	100
NUM124	0.002299	0.00249	0.036127	-0.04278	0.013942	-0.252426	3.663154	2.894369	0.235232	0.229852	0.019243	100
NUM125	0.002193	0.00249	0.036127	-0.04278	0.013878	-0.242194	3.713698	3.099986	0.212249	0.21929	0.019068	100
NUM126	0.002217	0.00249	0.036127	-0.04278	0.013871	-0.24731	3.722631	3.195184	0.202383	0.22168	0.019049	100
NUM127	0.001654	0.002222	0.036127	-0.04278	0.014124	-0.300398	3.718661	3.655952	0.160739	0.165385	0.019748	100
NUM128	0.001594	0.002222	0.036127	-0.04278	0.014146	-0.288221	3.691244	3.375434	0.184941	0.159407	0.019811	100
NUM129	0.002208	0.00249	0.037411	-0.04278	0.014355	-0.189545	3.7947	3.230241	0.198867	0.220844	0.0204	100
NUM130	0.002069	0.002222	0.037411	-0.04278	0.014409	-0.165086	3.736727	2.715756	0.257206	0.206938	0.020554	100
NUM131	0.001867	0.002222	0.037411	-0.04278	0.0146	-0.160787	3.606598	1.964046	0.374553	0.186736	0.021104	100
NUM132	0.001888	0.002222	0.037411	-0.04278	0.014594	-0.164813	3.613872	2.022884	0.363694	0.188793	0.021085	100
NUM133	0.001507	0.001952	0.037411	-0.04278	0.014781	-0.143736	3.514739	1.44832	0.484732	0.150706	0.02163	100
NUM134	0.000699	0.001638	0.037411	-0.06447	0.016112	-0.664678	5.202509	27.57598	0.000001	0.069925	0.025699	100
NUM135	0.000187	0.001638	0.037411	-0.06447	0.017001	-0.806017	5.156936	30.2126	0	0.018723	0.028614	100
NUM136	0.000746	0.001952	0.057218	-0.06447	0.017932	-0.454218	5.26139	24.74642	0.000004	0.074574	0.031834	100
NUM137	0.000477	0.001141	0.057218	-0.06447	0.018106	-0.423553	5.073436	20.90302	0.000029	0.047683	0.032453	100
NUM138	0.000883	0.001952	0.057218	-0.06447	0.018366	-0.417343	4.92059	18.27236	0.000108	0.088336	0.033394	100
NUM139	0.001256	0.002222	0.057218	-0.06447	0.018656	-0.40184	4.7526	15.48963	0.000433	0.125638	0.034455	100
NUM140	0.001313	0.002222	0.057218	-0.06447	0.018686	-0.406328	4.728502	15.20054	0.0005	0.131322	0.034568	100
NUM141	0.00138	0.002222	0.057218	-0.06447	0.018756	-0.400808	4.680467	14.444	0.00073	0.138041	0.034828	100

Data	Mean	Median	Maximum	Minimum	Std. Dev.	Skewness	Kurtosis	Jarque-Bera	Probability	Sum	Sum Sq. Dev.	Observations
NUM142	0.001008	0.001952	0.057218	-0.06447	0.018471	-0.414506	4.841864	16.99885	0.000204	0.100819	0.033778	100
NUM143	0.000709	0.001141	0.057218	-0.06447	0.018499	-0.375138	4.791791	15.72261	0.000385	0.070929	0.033878	100
NUM144	0.000991	0.001952	0.057218	-0.06447	0.018349	-0.408791	4.946012	18.56418	0.000093	0.099084	0.033331	100
NUM145	0.001156	0.001952	0.057218	-0.06447	0.018538	-0.386714	4.821558	16.31777	0.000286	0.115604	0.034021	100
NUM146	0.001014	0.001141	0.057218	-0.06447	0.018495	-0.369502	4.852753	16.57843	0.000251	0.101411	0.033863	100
NUM147	0.001067	0.001141	0.057218	-0.06447	0.018465	-0.377273	4.885867	17.19097	0.000185	0.10672	0.033756	100
NUM148	0.00106	0.001141	0.057218	-0.06447	0.018464	-0.376248	4.886612	17.18981	0.000185	0.106023	0.033751	100
NUM149	0.000973	0.000247	0.057218	-0.06447	0.018464	-0.362264	4.879736	16.90978	0.000213	0.09729	0.033751	100
NUM150	0.000969	0.000247	0.057218	-0.06447	0.018462	-0.361905	4.881386	16.93131	0.000211	0.096903	0.033744	100
NUM151	0.000814	0.000247	0.057218	-0.06447	0.018563	-0.342927	4.777123	15.119	0.000521	0.081369	0.034114	100
NUM152	0.000814	0.000247	0.057218	-0.06447	0.018563	-0.342926	4.777121	15.11896	0.000521	0.081369	0.034114	100
NUM153	0.001037	0.001141	0.057218	-0.06447	0.018469	-0.373997	4.881215	17.07694	0.000196	0.103737	0.033771	100
NUM154	0.000723	0.001141	0.057218	-0.06447	0.018144	-0.410823	5.079742	20.83512	0.00003	0.072335	0.032593	100
NUM155	0.000652	0.001141	0.057218	-0.06447	0.018114	-0.403286	5.105879	21.18869	0.000025	0.06521	0.032484	100
NUM156	0.000757	0.001141	0.057218	-0.06447	0.018057	-0.41899	5.175413	22.64429	0.000012	0.075665	0.03228	100
NUM157	0.000699	0.001141	0.057218	-0.06447	0.018042	-0.411136	5.187329	22.75224	0.000011	0.069879	0.032225	100
NUM158	0.001033	0.001141	0.057218	-0.06447	0.018372	-0.375878	4.979476	18.68108	0.000088	0.103262	0.033415	100
NUM159	0.001028	0.001141	0.057218	-0.06447	0.018371	-0.375082	4.979586	18.67296	0.000088	0.102754	0.033414	100
NUM160	0.001358	0.002177	0.057218	-0.06447	0.018233	-0.41408	5.130886	21.77718	0.000019	0.135785	0.032912	100
NUM161	0.001527	0.002177	0.057218	-0.06447	0.018349	-0.419091	5.034591	20.17544	0.000042	0.152749	0.033333	100
NUM162	0.001369	0.001141	0.057218	-0.06447	0.018394	-0.39377	4.974031	18.8209	0.000082	0.136879	0.033497	100
NUM163	0.001502	0.001141	0.057218	-0.06447	0.018465	-0.404053	4.916517	18.02531	0.000122	0.150192	0.033753	100
NUM164	0.001472	0.000247	0.057218	-0.06447	0.018465	-0.399121	4.912963	17.90257	0.00013	0.147198	0.033756	100
NUM165	0.001186	0.000115	0.057218	-0.06447	0.018594	-0.36335	4.776941	15.35671	0.000463	0.11864	0.034229	100
NUM166	0.001399	0.000247	0.057218	-0.06447	0.018641	-0.389533	4.750273	15.29333	0.000478	0.1399	0.034401	100
NUM167	0.001513	0.000247	0.057218	-0.06447	0.01875	-0.383782	4.672869	14.11519	0.000861	0.151323	0.034806	100
NUM168	0.001404	0.000115	0.057218	-0.06447	0.018733	-0.368106	4.680687	14.02799	0.000899	0.14036	0.034743	100
NUM169	0.001686	0.000247	0.057218	-0.06447	0.018773	-0.401491	4.669445	14.29928	0.000785	0.168556	0.03489	100
NUM170	0.001655	0.000247	0.057218	-0.06447	0.018766	-0.397322	4.673758	14.30386	0.000783	0.165513	0.034864	100
NUM171	0.001825	0.000247	0.057218	-0.06447	0.018891	-0.400004	4.584758	13.13113	0.001408	0.18249	0.035331	100
NUM172	0.001681	0.000247	0.057218	-0.06447	0.018821	-0.388139	4.636112	13.66446	0.001078	0.168139	0.035067	100
NUM173	0.001743	0.000247	0.057218	-0.06447	0.018851	-0.393534	4.612793	13.41907	0.001219	0.17429	0.035182	100
NUM174	0.001863	0.001141	0.057218	-0.06447	0.018839	-0.412739	4.635243	13.98098	0.000921	0.186332	0.035135	100
NUM175	0.001608	0.000247	0.057218	-0.06447	0.018908	-0.376869	4.554165	12.43146	0.001998	0.16081	0.035394	100
NUM176	0.00155	0.000247	0.057218	-0.06447	0.018979	-0.377044	4.504209	11.79706	0.002743	0.155008	0.035659	100
NUM177	0.001418	0.000247	0.057218	-0.06447	0.019132	-0.375715	4.397082	10.48536	0.005286	0.141765	0.036238	100
NUM178	0.000906	0.000115	0.057218	-0.06447	0.019538	-0.369135	4.197607	8.247099	0.016187	0.09057	0.03779	100
NUM179	0.001433	0.000247	0.057218	-0.06447	0.019838	-0.358567	4.113444	7.308493	0.025881	0.14332	0.03896	100
NUM180	0.001437	0.000247	0.057218	-0.06447	0.019836	-0.359123	4.115101	7.330523	0.025597	0.143703	0.038954	100
NUM181	0.001566	0.000247	0.057218	-0.06447	0.020026	-0.326517	4.053899	6.404823	0.040664	0.156605	0.039701	100
NUM182	0.001516	0.000247	0.057218	-0.06447	0.02	-0.322168	4.069891	6.499319	0.038787	0.151596	0.039601	100
NUM183	0.001654	0.001014	0.057218	-0.06447	0.02004	-0.338443	4.048648	6.490997	0.038949	0.165361	0.039757	100
NUM184	0.001658	0.001014	0.057218	-0.06447	0.02004	-0.339028	4.048547	6.496715	0.038838	0.165771	0.039759	100

Data	Mean	Median	Maximum	Minimum	Std. Dev.	Skewness	Kurtosis	Jarque-Bera	Probability	Sum	Sum Sq. Dev.	Observations
NUM185	0.001574	0.001014	0.057218	-0.06447	0.020085	-0.327926	4.009932	6.042104	0.04875	0.157385	0.039936	100
NUM186	0.002037	0.002216	0.057218	-0.06447	0.020017	-0.368354	4.078572	7.108568	0.028602	0.203693	0.039666	100
NUM187	0.001901	0.001014	0.057218	-0.06447	0.020053	-0.348169	4.040445	6.530885	0.03818	0.190081	0.039812	100
NUM188	0.001594	0.000115	0.057218	-0.06447	0.020183	-0.312913	3.937125	5.29109	0.070967	0.159393	0.040328	100
NUM189	0.001649	0.000739	0.057218	-0.06447	0.020175	-0.32131	3.947065	5.45789	0.065288	0.164909	0.040294	100
NUM190	0.001666	0.001307	0.057218	-0.06447	0.020174	-0.32381	3.948913	5.499368	0.063948	0.166557	0.04029	100
NUM191	0.001347	0.000689	0.057218	-0.06447	0.020419	-0.302853	3.800134	4.196226	0.122688	0.134714	0.041279	100
NUM192	0.001277	0.000689	0.057218	-0.06447	0.020402	-0.293938	3.808429	4.163147	0.124734	0.127693	0.04121	100
NUM193	0.001084	0.000689	0.057218	-0.06447	0.020504	-0.27129	3.732556	3.462633	0.177051	0.108419	0.041622	100
NUM194	0.001353	0.001307	0.057218	-0.06447	0.020662	-0.285162	3.657465	3.156376	0.206349	0.135312	0.042266	100
NUM195	0.001667	0.00194	0.057218	-0.06447	0.02085	-0.297944	3.578033	2.871684	0.237915	0.166721	0.043038	100
NUM196	0.001593	0.00194	0.057218	-0.06447	0.020891	-0.288922	3.548557	2.645079	0.266458	0.159346	0.043207	100
NUM197	0.001537	0.00194	0.057218	-0.06447	0.020933	-0.283515	3.521456	2.47267	0.290447	0.153663	0.043382	100
NUM198	0.001639	0.002545	0.057218	-0.06447	0.020934	-0.297911	3.526593	2.634599	0.267858	0.163888	0.043385	100
NUM199	0.001553	0.002545	0.057218	-0.06447	0.02099	-0.28857	3.489466	2.386118	0.303292	0.155328	0.043616	100
NUM200	0.001278	0.002545	0.057218	-0.06447	0.021277	-0.285508	3.369883	1.928639	0.381243	0.1278	0.044817	100
NUM201	0.001269	0.002545	0.057218	-0.06447	0.021271	-0.284835	3.372447	1.930168	0.380951	0.126868	0.044795	100
NUM202	0.001024	0.00194	0.057218	-0.06447	0.021232	-0.256369	3.382376	1.704628	0.426427	0.102362	0.044628	100
NUM203	0.000923	0.00194	0.057218	-0.06447	0.021145	-0.255966	3.42008	1.827258	0.401066	0.092326	0.044266	100
NUM204	0.000807	0.00194	0.057218	-0.06447	0.021187	-0.24049	3.389447	1.595874	0.450257	0.080719	0.04444	100
NUM205	0.000844	0.00194	0.057218	-0.06447	0.021201	-0.244426	3.382664	1.605868	0.448013	0.084352	0.044498	100
NUM206	0.001087	0.002545	0.057218	-0.06447	0.021282	-0.268379	3.34961	1.709732	0.42534	0.108701	0.044841	100
NUM207	0.000748	0.002397	0.057218	-0.06447	0.020986	-0.278492	3.443567	2.112429	0.34777	0.074843	0.043603	100
NUM208	0.000794	0.002397	0.057218	-0.06447	0.021023	-0.279377	3.426522	2.058866	0.357209	0.079419	0.043756	100
NUM209	0.000959	0.002397	0.057218	-0.06447	0.020958	-0.300855	3.474478	2.4466	0.294257	0.09588	0.043486	100
NUM210	0.001014	0.002545	0.057218	-0.06447	0.020963	-0.308479	3.474377	2.523634	0.283139	0.101413	0.043507	100
NUM211	0.001158	0.002638	0.057218	-0.06447	0.020979	-0.327459	3.473395	2.720918	0.256543	0.115834	0.043571	100
NUM212	0.001114	0.002638	0.057218	-0.06447	0.021004	-0.321988	3.455678	2.59311	0.273472	0.111412	0.043675	100
NUM213	0.00104	0.002638	0.057218	-0.06447	0.020956	-0.318103	3.47867	2.64118	0.266978	0.104043	0.043477	100
NUM214	0.001051	0.002638	0.057218	-0.06447	0.020958	-0.319537	3.477998	2.653743	0.265306	0.105143	0.043485	100
NUM215	0.000866	0.002545	0.057218	-0.06447	0.020956	-0.294661	3.468338	2.360999	0.307125	0.086556	0.043476	100
NUM216	0.000597	0.002397	0.057218	-0.06447	0.020915	-0.263874	3.477974	2.112406	0.347774	0.05965	0.043304	100
NUM217	0.000365	0.001813	0.057218	-0.06447	0.020894	-0.234957	3.47929	1.877242	0.391167	0.036533	0.043219	100
NUM218	-0.000102	0.001307	0.057218	-0.06447	0.021009	-0.19635	3.413241	1.354091	0.508116	-0.010221	0.043696	100
NUM219	-0.000263	0.001307	0.057218	-0.06447	0.021092	-0.178268	3.360512	1.071198	0.585319	-0.026331	0.044042	100
NUM220	-1.54E-06	0.001813	0.057218	-0.06447	0.020981	-0.207312	3.429582	1.485225	0.475869	-0.000154	0.043582	100
NUM221	0.000589	0.002397	0.057218	-0.06447	0.020919	-0.236572	3.471753	1.860069	0.39454	0.058856	0.043324	100
NUM222	0.000755	0.002545	0.057218	-0.06447	0.020915	-0.25942	3.482599	2.092074	0.351327	0.075491	0.043305	100
NUM223	0.000434	0.002397	0.057218	-0.06447	0.020753	-0.239743	3.549863	2.217737	0.329932	0.043445	0.042639	100
NUM224	0.00082	0.002397	0.057218	-0.06447	0.020295	-0.215707	3.685737	2.734806	0.254768	0.081975	0.040779	100
NUM225	0.000555	0.001813	0.057218	-0.06447	0.02041	-0.185917	3.60702	2.111388	0.347951	0.055482	0.04124	100
NUM226	0.000709	0.002397	0.057218	-0.06447	0.02046	-0.203854	3.580347	2.095951	0.350647	0.070934	0.041441	100
NUM227	0.000995	0.002397	0.057218	-0.06447	0.02019	-0.210061	3.712236	2.849096	0.240617	0.099502	0.040356	100

Data	Mean	Median	Maximum	Minimum	Std. Dev.	Skewness	Kurtosis	Jarque-Bera	Probability	Sum	Sum Sq. Dev.	Observations
NUM228	0.001082	0.002397	0.057218	-0.06447	0.020176	-0.222917	3.726432	3.026962	0.220142	0.10817	0.040298	100
NUM229	0.000888	0.002397	0.057218	-0.06447	0.019915	-0.257832	3.807198	3.822827	0.147871	0.088839	0.039264	100
NUM230	0.000848	0.002397	0.057218	-0.06447	0.019942	-0.253467	3.787109	3.652173	0.161043	0.084836	0.03937	100
NUM231	0.000806	0.002397	0.057218	-0.06447	0.019995	-0.254959	3.761285	3.498214	0.173929	0.080576	0.03958	100
NUM232	0.000469	0.002397	0.057218	-0.06447	0.02032	-0.250593	3.611453	2.604423	0.27193	0.046857	0.040878	100
NUM233	0.000875	0.002545	0.057218	-0.06447	0.020222	-0.291021	3.683324	3.357106	0.186644	0.087478	0.040482	100
NUM234	0.001381	0.002545	0.057218	-0.053622	0.019176	-0.02377	3.18096	0.145862	0.929665	0.138086	0.036404	100
NUM235	0.001476	0.002545	0.057218	-0.04414	0.018923	0.068142	2.966326	0.082115	0.959774	0.147568	0.03545	100
NUM236	0.000254	0.002397	0.038637	-0.064944	0.019229	-0.408951	3.385047	3.4051	0.182218	0.025406	0.036605	100
NUM237	0.001118	0.002545	0.062003	-0.064944	0.020035	-0.175559	3.789004	3.107546	0.211449	0.111767	0.039737	100
NUM238	0.001079	0.002545	0.062003	-0.064944	0.019977	-0.184117	3.805834	3.270681	0.194886	0.107912	0.03951	100
NUM239	0.001088	0.002545	0.062003	-0.064944	0.019992	-0.181313	3.803198	3.235938	0.198301	0.108792	0.039568	100
NUM240	0.00073	0.002397	0.062003	-0.064944	0.020078	-0.142883	3.741754	2.632755	0.268105	0.072959	0.039909	100
NUM241	0.000567	0.002397	0.062003	-0.064944	0.019953	-0.136863	3.812817	3.06499	0.215996	0.056744	0.039412	100
NUM242	0.000534	0.002397	0.062003	-0.064944	0.019962	-0.132041	3.804954	2.990373	0.224207	0.053411	0.039449	100
NUM243	0.00078	0.002545	0.062003	-0.064944	0.019911	-0.16406	3.847124	3.438678	0.179185	0.078044	0.039247	100
NUM244	0.000692	0.002397	0.062003	-0.064944	0.01991	-0.150903	3.844516	3.351223	0.187194	0.069204	0.039246	100
NUM245	0.000615	0.002397	0.062003	-0.064944	0.019809	-0.161573	3.885484	3.7021	0.157072	0.061479	0.038849	100
NUM246	0.000606	0.002397	0.062003	-0.064944	0.01981	-0.160205	3.884658	3.688675	0.15813	0.060586	0.038852	100
NUM247	0.000493	0.002397	0.062003	-0.064944	0.019882	-0.14881	3.832206	3.25477	0.196443	0.049329	0.039135	100
NUM248	0.000241	0.002152	0.062003	-0.064944	0.019997	-0.121288	3.75214	2.602324	0.272215	0.024117	0.039587	100
NUM249	0.000159	0.002152	0.062003	-0.064944	0.020028	-0.110398	3.727951	2.411095	0.299528	0.015942	0.039711	100
NUM250	8.82E-05	0.002152	0.062003	-0.064944	0.020006	-0.101217	3.74273	2.46928	0.290939	0.008821	0.039622	100
NUM251	0.000525	0.002397	0.062003	-0.064944	0.020066	-0.138307	3.722825	2.495796	0.287108	0.052524	0.039862	100
NUM252	0.000629	0.002545	0.062003	-0.064944	0.020084	-0.152796	3.713327	2.50926	0.285181	0.062946	0.039931	100
NUM253	0.000575	0.002397	0.062003	-0.064944	0.02008	-0.144728	3.713928	2.472823	0.290424	0.057477	0.039919	100
NUM254	0.000694	0.002397	0.062003	-0.064944	0.020136	-0.156982	3.68018	2.338409	0.310614	0.069373	0.040139	100
NUM255	0.000561	0.002152	0.062003	-0.064944	0.020152	-0.137786	3.664503	2.156268	0.34023	0.056099	0.040206	100
NUM256	0.000721	0.002397	0.062003	-0.064944	0.020181	-0.159098	3.649622	2.18024	0.336176	0.072132	0.04032	100
NUM257	0.000657	0.002152	0.062003	-0.064944	0.020185	-0.149566	3.644619	2.104222	0.3492	0.065734	0.040337	100
NUM258	0.000352	0.002152	0.062003	-0.064944	0.019883	-0.164191	3.76456	2.884945	0.236343	0.035233	0.03914	100
NUM259	0.00025	0.001696	0.062003	-0.064944	0.019898	-0.149015	3.750257	2.715449	0.257246	0.02501	0.039199	100
NUM260	0.000138	0.001307	0.062003	-0.064944	0.019874	-0.133744	3.76499	2.736498	0.254552	0.013757	0.039102	100
NUM261	1.55E-05	0.001307	0.062003	-0.064944	0.019773	-0.130219	3.823097	3.105484	0.211667	0.001548	0.038708	100
NUM262	3.91E-05	0.001307	0.062003	-0.064944	0.019761	-0.133046	3.832807	3.184887	0.203428	0.003912	0.038658	100
NUM263	-0.00034	0.00109	0.062003	-0.064944	0.019782	-0.092941	3.811764	2.889639	0.235789	-0.033978	0.038741	100
NUM264	-0.000418	0.00109	0.062003	-0.064944	0.019798	-0.081535	3.79826	2.765879	0.25084	-0.041756	0.038804	100
NUM265	-0.000108	0.001307	0.062003	-0.064944	0.019711	-0.116674	3.859418	3.304376	0.19163	-0.010776	0.038465	100
NUM266	-0.000323	0.00109	0.062003	-0.064944	0.019651	-0.090512	3.897476	3.492634	0.174415	-0.032285	0.038232	100
NUM267	-0.001027	-5.40E-05	0.062003	-0.064944	0.019996	-0.117071	3.851134	3.246881	0.197219	-0.102693	0.039584	100
NUM268	-0.000957	0.00109	0.062003	-0.064944	0.020008	-0.127033	3.84378	3.235476	0.198347	-0.095664	0.039631	100
NUM269	-0.000977	0.00109	0.062003	-0.064944	0.01999	-0.126901	3.854272	3.309145	0.191174	-0.09765	0.039559	100
NUM270	-0.001361	-5.40E-05	0.062003	-0.064944	0.020253	-0.109051	3.719662	2.356178	0.307867	-0.136124	0.040607	100

Data	Mean	Median	Maximum	Minimum	Std. Dev.	Skewness	Kurtosis	Jarque-Bera	Probability	Sum	Sum Sq. Dev.	Observations
NUM271	-0.001828	-0.001081	0.062003	-0.064944	0.0202	-0.072236	3.735786	2.342719	0.309945	-0.182812	0.040397	100
NUM272	-0.00227	-0.001232	0.062003	-0.064944	0.020556	-0.070855	3.6011	1.589178	0.451767	-0.226953	0.041831	100
NUM273	-0.002405	-0.001232	0.062003	-0.064944	0.020491	-0.05675	3.640793	1.764573	0.413836	-0.240512	0.041568	100
NUM274	-0.002405	-0.001232	0.062003	-0.064944	0.020491	-0.056745	3.640803	1.764618	0.413826	-0.240516	0.041568	100
NUM275	-0.00216	-0.001081	0.062003	-0.064944	0.020472	-0.088453	3.656425	1.925789	0.381786	-0.21602	0.041491	100
NUM276	-0.001595	-0.000232	0.062003	-0.064944	0.020638	-0.109134	3.61433	1.771009	0.412506	-0.159506	0.042167	100
NUM277	-0.001048	0.000745	0.062003	-0.064944	0.020683	-0.140478	3.61162	1.88756	0.389154	-0.104774	0.042351	100
NUM278	-0.000651	0.000745	0.062003	-0.064944	0.020313	-0.137761	3.757991	2.710263	0.257913	-0.065125	0.040851	100
NUM279	-0.000943	0.000745	0.062003	-0.064944	0.01995	-0.177551	3.875117	3.716366	0.155956	-0.094305	0.039401	100
NUM280	-0.000941	0.000745	0.062003	-0.064944	0.019949	-0.177852	3.875696	3.722375	0.155488	-0.094096	0.039398	100
NUM281	-0.001641	0.00031	0.062003	-0.064944	0.019835	-0.188376	3.866123	3.71713	0.155896	-0.164138	0.03895	100
NUM282	-0.001718	0.00031	0.062003	-0.064944	0.019808	-0.179008	3.883593	3.787136	0.150534	-0.171837	0.038844	100
NUM283	-0.002214	-0.000489	0.062003	-0.064944	0.020026	-0.152055	3.77615	2.895384	0.235112	-0.221413	0.039705	100
NUM284	-0.002041	-0.000489	0.062003	-0.064944	0.020156	-0.158938	3.704232	2.487449	0.288308	-0.204132	0.04022	100
NUM285	-0.002096	-0.000489	0.062003	-0.064944	0.020194	-0.15383	3.67864	2.313365	0.314528	-0.209577	0.04037	100
NUM286	-0.002579	-0.001081	0.062003	-0.064944	0.020188	-0.116555	3.668232	2.08698	0.352223	-0.257853	0.040347	100
NUM287	-0.002832	-0.001081	0.062003	-0.064944	0.020441	-0.116838	3.551291	1.49386	0.473819	-0.283185	0.041368	100
NUM288	-0.002378	-0.000489	0.062003	-0.064944	0.020516	-0.152782	3.530357	1.561033	0.458169	-0.237755	0.041669	100
NUM289	-0.002064	-0.000489	0.062003	-0.064944	0.020811	-0.143241	3.424087	1.091341	0.579453	-0.206414	0.042875	100
NUM290	-0.002295	-0.001081	0.062003	-0.064944	0.020901	-0.116722	3.367539	0.789922	0.673706	-0.229452	0.043248	100
NUM291	-0.001953	-0.000489	0.062003	-0.064944	0.020723	-0.145025	3.460497	1.234107	0.539532	-0.195317	0.042514	100
NUM292	-0.001827	-0.000489	0.062003	-0.064944	0.02079	-0.156214	3.424505	1.157565	0.560581	-0.182689	0.04279	100
NUM293	-0.001554	0.00031	0.062003	-0.064944	0.020739	-0.189939	3.462892	1.494067	0.47377	-0.15545	0.04258	100
NUM294	-0.001636	0.00031	0.062003	-0.064944	0.020643	-0.197264	3.498171	1.682609	0.431148	-0.163596	0.042186	100
NUM295	-0.001997	-0.000489	0.062003	-0.064944	0.020407	-0.187005	3.592103	2.043625	0.359942	-0.199713	0.041229	100
NUM296	-0.002088	-0.000489	0.062003	-0.064944	0.020479	-0.180198	3.547904	1.792021	0.408195	-0.208819	0.041521	100
NUM297	-0.001911	0.00031	0.062003	-0.064944	0.020429	-0.203945	3.587244	2.130126	0.344706	-0.191128	0.041316	100
NUM298	-0.002131	-0.000489	0.062003	-0.064944	0.020452	-0.17437	3.564424	1.834146	0.399687	-0.213127	0.041408	100
NUM299	-0.002072	-0.000489	0.062003	-0.064944	0.020419	-0.181269	3.587119	1.983924	0.370848	-0.207226	0.041277	100
NUM300	-0.001831	-0.000489	0.062003	-0.064944	0.020177	-0.18365	3.705134	2.633849	0.267958	-0.183118	0.040305	100
NUM301	-0.001708	-0.000489	0.062003	-0.064944	0.020306	-0.178282	3.645806	2.26751	0.321823	-0.17076	0.04082	100
NUM302	-0.001521	0.00031	0.062003	-0.064944	0.020336	-0.202451	3.632734	2.351241	0.308627	-0.152099	0.040941	100
NUM303	-0.001173	0.00031	0.062003	-0.064944	0.020894	-0.099136	3.60497	1.688752	0.429825	-0.1173	0.043221	100
NUM304	-0.000871	0.000745	0.062003	-0.064944	0.020948	-0.13278	3.580474	1.697803	0.427885	-0.087073	0.043444	100
NUM305	-0.001177	0.00031	0.062003	-0.064944	0.021003	-0.097099	3.542783	1.384693	0.5004	-0.117746	0.04367	100
NUM306	-0.001529	-0.000489	0.062003	-0.064944	0.020935	-0.06112	3.573547	1.432911	0.488481	-0.152859	0.04339	100
NUM307	-0.00158	-0.001081	0.062003	-0.064944	0.020932	-0.053766	3.575078	1.426156	0.490133	-0.158028	0.043378	100
NUM308	-0.001836	-0.001232	0.062003	-0.064944	0.020825	-0.028571	3.635828	1.698095	0.427822	-0.183609	0.042934	100
NUM309	-0.001857	-0.001246	0.062003	-0.064944	0.020823	-0.025586	3.636935	1.701272	0.427143	-0.185691	0.042926	100
NUM310	-0.001691	-0.001246	0.062003	-0.064944	0.020949	-0.034024	3.568594	1.366373	0.505005	-0.169113	0.043447	100
NUM311	-0.00165	-0.001246	0.062003	-0.064944	0.020977	-0.037035	3.552173	1.293255	0.523809	-0.164977	0.043565	100
NUM312	-0.00145	-0.001145	0.062003	-0.064944	0.020965	-0.063492	3.5622	1.384141	0.500539	-0.145043	0.043512	100
NUM313	-0.001609	-0.001246	0.062003	-0.064944	0.020931	-0.043038	3.582583	1.445048	0.485525	-0.160926	0.043371	100

Data	Mean	Median	Maximum	Minimum	Std. Dev.	Skewness	Kurtosis	Jarque-Bera	Probability	Sum	Sum Sq. Dev.	Observations
NUM314	-0.001637	-0.001246	0.062003	-0.064944	0.020923	-0.039385	3.587475	1.463881	0.480975	-0.163704	0.043339	100
NUM315	-0.001736	-0.001246	0.062003	-0.064944	0.020977	-0.029361	3.553387	1.290358	0.524569	-0.173629	0.043565	100
NUM316	-0.001743	-0.001246	0.062003	-0.064944	0.02098	-0.028489	3.551555	1.28108	0.527008	-0.174335	0.043577	100
NUM317	-0.001795	-0.001246	0.062003	-0.064944	0.021005	-0.022764	3.535715	1.204433	0.547597	-0.17947	0.04368	100
NUM318	-0.001647	-0.001246	0.062003	-0.064944	0.020868	-0.025471	3.604251	1.532145	0.464835	-0.164705	0.043112	100
NUM319	-0.001516	-0.001246	0.062003	-0.064944	0.020799	-0.038881	3.648054	1.775087	0.411666	-0.151636	0.042828	100
NUM320	-0.00144	-0.001246	0.062003	-0.064944	0.020834	-0.047284	3.625874	1.66942	0.434	-0.14401	0.042972	100
NUM321	-0.001718	-0.001246	0.062003	-0.064944	0.020627	-0.036477	3.730496	2.24561	0.325366	-0.171794	0.042121	100
NUM322	-0.001843	-0.002116	0.062003	-0.064944	0.020603	-0.019584	3.746769	2.329993	0.311924	-0.184261	0.042023	100
NUM323	-0.001759	-0.001246	0.062003	-0.064944	0.020607	-0.031584	3.744427	2.325673	0.312598	-0.175918	0.042038	100
NUM324	-0.001783	-0.001246	0.062003	-0.064944	0.020611	-0.028263	3.741289	2.302937	0.316172	-0.178251	0.042055	100
NUM325	-0.00169	-0.001246	0.062003	-0.064944	0.020543	-0.034766	3.783849	2.580226	0.27524	-0.16896	0.041779	100
NUM326	-0.001763	-0.001246	0.062003	-0.064944	0.020496	-0.028633	3.814057	2.77487	0.249715	-0.176305	0.041589	100
NUM327	-0.001755	-0.001246	0.062003	-0.064944	0.020495	-0.029794	3.814595	2.779651	0.249119	-0.175512	0.041586	100
NUM328	-0.00185	-0.002116	0.062003	-0.064944	0.0205	-0.01611	3.81107	2.745302	0.253434	-0.184995	0.041603	100
NUM329	-0.002216	-0.002978	0.062003	-0.064944	0.020467	0.022876	3.830536	2.882845	0.236591	-0.221592	0.041471	100
NUM330	-0.001991	-0.002116	0.062003	-0.064944	0.020456	-0.006833	3.837985	2.926692	0.231461	-0.199068	0.041425	100
NUM331	-0.0017	-0.001246	0.062003	-0.064944	0.020317	-0.033154	3.92459	3.580265	0.166938	-0.170048	0.040865	100
NUM332	-0.001303	-0.001145	0.062003	-0.064944	0.020037	-0.045586	4.067873	4.786108	0.09135	-0.130264	0.039746	100
NUM333	-0.00151	-0.001246	0.062003	-0.064944	0.019962	-0.021529	4.121786	5.251073	0.072401	-0.151028	0.039449	100
NUM334	-0.001507	-0.001246	0.062003	-0.064944	0.01996	-0.021835	4.123275	5.265222	0.07189	-0.15071	0.039442	100
NUM335	-0.001118	-0.001246	0.062003	-0.064944	0.019494	0.022497	4.293977	6.985007	0.030425	-0.111808	0.037623	100
NUM336	-0.000579	-0.001246	0.062003	-0.04548	0.018427	0.358609	3.863126	5.247453	0.072532	-0.057861	0.033618	100
NUM337	-0.001417	-0.002116	0.048811	-0.04548	0.017432	0.080575	3.153352	0.206191	0.902041	-0.141736	0.030084	100
NUM338	-0.001931	-0.002978	0.048811	-0.04548	0.017292	0.099588	3.192682	0.319988	0.852149	-0.193142	0.029602	100
NUM339	-0.00221	-0.002978	0.048811	-0.04548	0.016914	0.0533	3.262675	0.334841	0.845844	-0.220984	0.028323	100
NUM340	-0.001945	-0.002116	0.048811	-0.04548	0.016812	0.023392	3.321223	0.439053	0.802899	-0.194468	0.027982	100
NUM341	-0.001731	-0.002116	0.048811	-0.04548	0.017071	0.044312	3.232793	0.258528	0.878742	-0.173127	0.028851	100
NUM342	-0.001841	-0.002116	0.048811	-0.04548	0.017138	0.055256	3.191137	0.203108	0.903432	-0.184103	0.029078	100
NUM343	-0.001829	-0.002116	0.048811	-0.04548	0.017147	0.053954	3.185644	0.192117	0.908411	-0.182857	0.029106	100
NUM344	-0.001629	-0.001246	0.048811	-0.04548	0.017242	0.030048	3.126335	0.08155	0.960045	-0.162861	0.02943	100
NUM345	-0.001714	-0.001246	0.048811	-0.04548	0.017142	0.024907	3.167111	0.126698	0.938616	-0.171406	0.02909	100
NUM346	-0.001787	-0.002029	0.048811	-0.04548	0.017156	0.03703	3.157617	0.126367	0.938771	-0.178719	0.029137	100
NUM347	-0.001602	-0.001145	0.048811	-0.04548	0.017083	0.013005	3.203186	0.174837	0.916293	-0.160216	0.02889	100
NUM348	-0.001386	-0.001081	0.048811	-0.04548	0.016968	-0.009378	3.271687	0.309022	0.856834	-0.138643	0.028504	100
NUM349	-0.001188	-0.0006	0.048811	-0.04548	0.016965	-0.040556	3.275299	0.343203	0.842315	-0.118825	0.028492	100
NUM350	-0.000963	-0.0006	0.048811	-0.04548	0.017167	-0.041233	3.183111	0.168043	0.919411	-0.09632	0.029176	100
NUM351	-0.00124	-0.001081	0.048811	-0.04548	0.016968	-0.029547	3.276696	0.333554	0.846388	-0.123985	0.028502	100
NUM352	-0.001201	-0.001081	0.048811	-0.04548	0.016996	-0.032623	3.258801	0.296812	0.862081	-0.120105	0.028597	100
NUM353	-0.001295	-0.001145	0.048811	-0.04548	0.017021	-0.017477	3.24008	0.245251	0.884595	-0.129481	0.028681	100
NUM354	-0.001802	-0.001957	0.048811	-0.04548	0.017258	-0.012663	3.194326	0.160017	0.923108	-0.18015	0.029487	100
NUM355	-0.001724	-0.001145	0.048811	-0.04548	0.017245	-0.025642	3.204135	0.184588	0.911837	-0.172399	0.029442	100
NUM356	-0.001837	-0.001145	0.048811	-0.04548	0.01719	-0.011526	3.240548	0.24331	0.885454	-0.18365	0.029254	100

Data	Mean	Median	Maximum	Minimum	Std. Dev.	Skewness	Kurtosis	Jarque-Bera	Probability	Sum	Sum Sq. Dev.	Observations
NUM357	-0.001591	-0,00095	0.048811	-0.04548	0.017335	-0.031619	3.162825	0.127129	0.938413	-0.159142	0.029751	100
NUM358	-0.001367	-0.00095	0.048811	-0.04548	0.017564	-0.024122	3.076478	0.034068	0.98311	-0.13669	0.03054	100
NUM359	-0.001341	-0.00095	0.048811	-0.04548	0.017556	-0.028241	3.081775	0.041155	0.979633	-0.134089	0.030514	100
NUM360	-0.000995	-0.000469	0.048811	-0.04548	0.017897	-0.010464	2.997401	0.001853	0.999074	-0.099532	0.031711	100
NUM361	-0.000717	-0.000469	0.048811	-0.04548	0.018285	0.04024	2.956631	0.034824	0.982739	-0.071679	0.033098	100
NUM362	-0.000935	-0.000469	0.048811	-0.04548	0.018516	0.030501	2.885379	0.070247	0.965486	-0.093466	0.033941	100
NUM363	-0.000687	-5.87E-05	0.048811	-0.04548	0.018421	0.002314	2.931887	0.01942	0.990337	-0.068713	0.033595	100
NUM364	-0.000613	-5.87E-05	0.048811	-0.04548	0.018405	-0.009124	2.941934	0.015436	0.992312	-0.061285	0.033536	100
NUM365	-0.000662	-5.87E-05	0.048811	-0.04548	0.018384	-0.002693	2.954595	0.008711	0.995654	-0.066173	0.033458	100
NUM366	-0.000798	-5.87E-05	0.048811	-0.04548	0.01847	0.009563	2.909675	0.035519	0.982397	-0.079783	0.033775	100
NUM367	-0.000252	0.000206	0.048811	-0.040357	0.017936	0.077323	2.86553	0.17499	0.916223	-0.025194	0.031847	100
NUM368	-0.000266	0.000206	0.048811	-0.040357	0.017931	0.079518	2.868445	0.177498	0.915075	-0.026598	0.031831	100
NUM369	-0.000436	-5.87E-05	0.048811	-0.040357	0.017853	0.101202	2.914651	0.201049	0.904363	-0.043589	0.031555	100
NUM370	-1.26E-05	0.000206	0.048811	-0.040357	0.017548	0.106296	2.972619	0.191436	0.90872	-0.001258	0.030485	100
NUM371	4.10E-05	0.000206	0.048811	-0.040357	0.017486	0.110473	2.994461	0.203532	0.903241	0.004101	0.030271	100
NUM372	0.000305	0.000206	0.048811	-0.035513	0.017064	0.201311	2.971935	0.678717	0.712227	0.030507	0.028828	100
NUM373	7.48E-05	-5.87E-05	0.048811	-0.035513	0.017215	0.212921	2.91052	0.788948	0.674035	0.007484	0.02934	100
NUM374	0.000337	-5.87E-05	0.048811	-0.035513	0.017502	0.219329	2.824195	0.930536	0.627967	0.033743	0.030327	100
NUM375	0.000216	-0.000448	0.048811	-0.035513	0.017488	0.239611	2.839503	1.064222	0.587364	0.021647	0.030277	100
NUM376	4.60E-05	-0.000448	0.048811	-0.035513	0.017253	0.220493	2.888635	0.86196	0.649872	0.004599	0.029469	100
NUM377	-0.000532	-0.000748	0.048811	-0.035513	0.017284	0.22492	2.918038	0.871141	0.646895	-0.053157	0.029573	100
NUM378	-0.000462	-0.000748	0.048811	-0.035513	0.0173	0.212929	2.903698	0.79429	0.672237	-0.046157	0.02963	100
NUM379	-0.000647	-0.000833	0.048811	-0.035513	0.017292	0.242372	2.918391	1.006817	0.604467	-0.064689	0.029602	100
NUM380	-0.000557	-0.000748	0.048811	-0.035513	0.017281	0.227666	2.92051	0.890192	0.640763	-0.055674	0.029566	100
NUM381	-0.000126	-0.000448	0.048811	-0.035513	0.016996	0.236633	2.957538	0.940765	0.624763	-0.012571	0.028598	100
NUM382	-0.000282	-0.000748	0.048811	-0.035513	0.017054	0.256107	2.931438	1.112766	0.573279	-0.028196	0.028792	100
NUM383	0.000239	-0.000448	0.048811	-0.035513	0.016762	0.280109	2.913378	1.338951	0.511977	0.023859	0.027815	100
NUM384	2.08E-05	-0.000543	0.048811	-0.035513	0.016625	0.305599	2.998837	1.556516	0.459205	0.002075	0.027362	100
NUM385	0.000322	-0.000264	0.048811	-0.035513	0.016557	0.272346	3.01249	1.236856	0.538791	0.032231	0.027139	100
NUM386	0.000618	9.53E-05	0.048811	-0.035513	0.01634	0.272293	3.082239	1.263903	0.531554	0.061845	0.026434	100
NUM387	0.001328	0.00061	0.048811	-0.034836	0.016296	0.352708	3.008627	2.073693	0.354571	0.132769	0.026289	100
NUM388	0.001011	9.53E-05	0.048811	-0.034836	0.016169	0.392059	3.09827	2.602075	0.272249	0.101146	0.025881	100
NUM389	0.000549	-0.000264	0.048811	-0.034836	0.015913	0.411016	3.192273	2.9696	0.226548	0.054907	0.025068	100
NUM390	0.00049	-0.000264	0.048811	-0.034836	0.016007	0.386838	3.183422	2.634238	0.267906	0.049018	0.025365	100
NUM391	0.000528	-0.000264	0.048811	-0.034836	0.01602	0.379609	3.169526	2.521461	0.283447	0.052833	0.025408	100
NUM392	3.09E-05	-0.000543	0.048811	-0.034836	0.016325	0.343593	3.182777	2.1068	0.34875	0.003091	0.026384	100
NUM393	-0.000183	-0.000748	0.048811	-0.034836	0.016358	0.374181	3.17943	2.467672	0.291173	-0.018252	0.026492	100
NUM394	-0.000551	-0.000833	0.048811	-0.034836	0.016348	0.413751	3.219724	3.054323	0.217151	-0.055099	0 02646	100
NUM395	-0.000952	-0.000833	0.048811	-0.04675	0.016979	0.236564	3.345396	1.429783	0.489245	-0.09523	0.028541	100
NUM396	-0.001172	-0.000833	0.048811	-0.04675	0.017399	0.117539	3.417678	0.957152	0.619665	-0.117175	0.029969	100
NUM397	-0.000774	-0.000833	0.048811	-0.04675	0.017898	0.172198	3.34341	0.985579	0.61092	-0.077385	0.031713	100
NUM398	-0.000523	-0.000748	0.048811	-0.04675	0.017871	0.138134	3.352085	0.834531	0.658846	-0.05231	0.031616	100
NUM399	-0.000451	-0.000748	0.048811	-0.04675	0.017845	0.128187	3.367885	0.837781	0.657776	-0.045124	0.031528	100

Data	Mean	Median	Maximum	Minimum	Std. Dev.	Skewness	Kurtosis	Jarque-Bera	Probability	Sum	Sum Sq. Dev.	Observations
NUM400	0.000147	-0.000543	0.04981	-0.04675	0.018512	0.221902	3.427149	1.58091	0.453638	0.01475	0.033926	100
NUM401	6.16E-05	-0.000543	0.04981	-0.04675	0.018414	0.221096	3.476033	1.758922	0.415007	0.006162	0.033567	100
NUM402	-0.000317	-0.000748	0.04981	-0.04675	0.018575	0.243805	3.417872	1.718257	0.423531	-0.031653	0.034159	100
NUM403	-0.000682	-0.000748	0.04981	-0.04675	0.017948	0.126971	3.358982	0.805643	0.668431	-0.068191	0.031891	100
NUM404	-0.000911	-0.000833	0.04981	-0.04675	0.017856	0.156301	3.424189	1.156902	0.560766	-0.091132	0.031565	100
NUM405	-0.001031	-0.000833	0.04981	-0.04675	0.018024	0.132106	3.378409	0.887505	0.641624	-0.103071	0.032162	100
NUM406	-0.000915	-0.000833	0.04981	-0.04675	0.017971	0.118481	3.411571	0.939757	0.625078	-0.09146	0.031973	100
NUM407	-0.001318	-0.000833	0.04981	-0.04675	0.018462	0.052865	3.346409	0.546574	0.760875	-0.131801	0.033744	100
NUM408	-0.001406	-0.000833	0.04981	-0.04675	0.018505	0.063212	3.319457	0.491816	0.781994	-0.1406	0.0339	100
NUM409	-0.002169	-0.000833	0.04981	-0.0775	0.020008	-0.393343	4.494116	11.88025	0.002632	-0.21694	0.039632	100
NUM410	-0.002601	-0.001826	0.04981	-0.0775	0.019942	-0.359024	4.504828	11.58374	0.003052	-0.260147	0.039372	100
NUM411	-0.00208	-0.001826	0.066824	-0.0775	0.02105	-0.021411	4.829902	13.9599	0.00093	-0.207962	0.043867	100
NUM412	-0.002593	-0.002906	0.066824	-0.0775	0.021447	-0.02614	4.628659	11.06359	0.003959	-0.259326	0.045537	100
NUM413	-0.003068	-0.002906	0.066824	-0.0775	0.022019	-0.0772	4.425639	8.567856	0.013788	-0.306781	0.047997	100
NUM414	-0.003567	-0.003059	0.066824	-0.0775	0.022449	-0.083441	4.238527	6.507492	0.038629	-0.356736	0.049894	100
NUM415	-0.003289	-0.002906	0.066824	-0.0775	0.022441	-0.116102	4.249227	6.727028	0.034613	-0.328862	0.049857	100
NUM416	-0.002879	-0.001826	0.066824	-0.0775	0.022686	-0.132323	4.128146	5.594799	0.060968	-0.287912	0.050949	100
NUM417	-0.003163	-0.001826	0.066824	-0.0775	0.023006	-0.141288	3.986362	4.386499	0.111554	-0.316297	0.052399	100
NUM418	-0.003359	-0.001826	0.066824	-0.0775	0.023179	-0.133816	3.892086	3.614353	0.164117	-0.335942	0.05319	100
NUM419	-0.004064	-0.001826	0.066824	-0.0775	0.024302	-0.304249	4.013032	5.818759	0.05451	-0.40643	0.058469	100
NUM420	-0.004916	-0.002906	0.066824	-0.0775	0.025216	-0.383832	3.983918	6.489172	0.038985	-0.491592	0.06295	100
NUM421	-0.005525	-0.003059	0.066824	-0.0775	0.025828	-0.390333	3.806902	5.252214	0.07236	-0.552453	0.066039	100
NUM422	-0.005229	-0.002906	0.066824	-0.0775	0.026012	-0.399124	3.737769	4.922935	0.08531	-0.522949	0.066988	100
NUM423	-0.004641	-0.002906	0.066824	-0.0775	0.026859	-0.268718	3.71288	3.320985	0.190045	-0.464115	0.071419	100
NUM424	-0.003579	-0.001826	0.099667	-0.0775	0.028812	0.152777	4.525839	10.08979	0.006442	-0.357865	0.082183	100
NUM425	-0.002621	-0.000833	0.099667	-0.0775	0.030092	0.286623	4.484678	10.55366	0.005109	-0.262127	0.08965	100
NUM426	-0.002799	-0.001826	0.099667	-0.0775	0.030084	0.304088	4.496438	10.87168	0.004358	-0.279874	0.089602	100
NUM427	-0.002585	-0.000833	0.099667	-0.0775	0.030158	0.284	4.446708	10.06495	0.006523	-0.258541	0.090041	100
NUM428	-0.002958	-0.000833	0.099667	-0.0775	0.030448	0.286021	4.330486	8.739274	0.012656	-0.295813	0.091779	100
NUM429	-0.002586	-0.000748	0.099667	-0.0775	0.030483	0.253202	4.299004	8.0994	0.017428	-0.258592	0.091992	100
NUM430	-0.00256	-0.000748	0.099667	-0.0775	0.030493	0.250793	4.292564	8.009626	0.018228	-0.256007	0.092054	100
NUM431	-0.002616	-0.000833	0.099667	-0.0775	0.030488	0.256429	4.29738	8.109235	0.017342	-0.261639	0.092023	100
NUM432	-0.002615	-0.000833	0.099667	-0.0775	0.030489	0.256243	4.297075	8.104364	0.017384	-0.261453	0.092026	100
NUM433	-0.003136	-0.000833	0.099667	-0.0775	0.030966	0.240986	4.148401	6.463009	0.039498	-0.313596	0.094929	100
NUM434	-0.002908	-0.000748	0.099667	-0.0775	0.030972	0.21967	4.138195	6.202119	0.045001	-0.290793	0.09497	100
NUM435	-0.003165	-0.000748	0.099667	-0.0775	0.031099	0.2345	4.085498	5.826116	0.054309	-0.31655	0.095746	100
NUM436	-0.003523	-0.000748	0.099667	-0.0775	0.031393	0.235317	3.982003	4.940943	0.084545	-0.352274	0.097569	100
NUM437	-0.00336	-0.000748	0.099667	-0.0775	0.03134	0.222915	4.003475	5.023856	0.081112	-0.336003	0.097234	100
NUM438	-0.003546	-0.000748	0.099667	-0.0775	0.03151	0.221764	3.942581	4.521567	0.104269	-0.354579	0.098294	100
NUM439	-0.003925	-0.000833	0.099667	-0.0775	0.03161	0.248864	3.909555	4.479265	0.106498	-0.392546	0.098921	100
NUM440	-0.003807	-0.000833	0.099667	-0.0775	0.031665	0.238863	3.880585	4.181884	0.123571	-0.380722	0.099265	100
NUM441	-0.004016	-0.000833	0.099667	-0.0775	0.031514	0.251193	3.949961	4.811735	0.090187	-0.401571	0.09832	100
NUM442	-0.003452	-0.000748	0.099667	-0.0775	0.031771	0.217185	3.83938	3.721817	0.155531	-0.345223	0.09993	100

Data	Mean	Median	Maximum	Minimum	Std. Dev.	Skewness	Kurtosis	Jarque-Bera	Probability	Sum	Sum Sq. Dev.	Observations
NUM443	-0.003165	-0.000748	0.099667	-0.0775	0.032023	0.207645	3.74247	3.015532	0.221404	-0.316543	0.101523	100
NUM444	-0.003166	-0.000748	0.099667	-0.0775	0.032023	0.207695	3.742668	3.0171	0.221231	-0.316612	0.10152	100
NUM445	-0.00353	-0.000833	0.099667	-0.0775	0.032033	0.237996	3.748492	3.278375	0.194138	-0.353012	0.101585	100
NUM446	-0.003659	-0.000833	0.099667	-0.0775	0.03208	0.247339	3.731541	3.249408	0.19697	-0.365939	0.101883	100
NUM447	-0.003604	-0.000833	0.099667	-0.0775	0.032092	0.242164	3.724122	3.162192	0.205749	-0.36044	0.101962	100
NUM448	-0.00326	-0.000833	0.099667	-0.0775	0.03232	0.221987	3.630589	2.478146	0.289653	-0.325955	0.103413	100
NUM449	-0.003354	-0.001017	0.099667	-0.0775	0.0323	0.230773	3.642267	2.606376	0.271664	-0.335414	0.103283	100
NUM450	-0.003079	-0.001017	0.099667	-0.0775	0.032662	0.242706	3.558221	2.280149	0.319795	-0.307886	0.105614	100
NUM451	-0.00273	-0.000833	0.099667	-0.0775	0.032851	0.219015	3.480352	1.76087	0.414603	-0.272997	0.106842	100
NUM452	-0.002692	-0.000833	0.099667	-0.0775	0.032872	0.216151	3.471442	1.70476	0.426399	-0.269222	0.106975	100
NUM453	-0.003245	-0.000833	0.099667	-0.0775	0.033462	0.187141	3.371679	1.1593	0.560094	-0.324492	0.110852	100
NUM454	-0.001856	-0.000748	0.104034	-0.0775	0.034985	0.344206	3.652791	3.750191	0.15334	-0.185622	0.12117	100
NUM455	-0.001881	-0.000812	0.104034	-0.0775	0.034985	0.3463	3.653722	3.779367	0.15112	-0.188057	0.12117	100
NUM456	-0.001667	-0.000812	0.104034	-0.0775	0.035067	0.328844	3.613532	3.370734	0.185376	-0.166728	0.121742	100
NUM457	-0.002007	-0.001017	0.104034	-0.0775	0.035013	0.356598	3.647725	3.86749	0.144606	-0.200672	0.121366	100
NUM458	-0.002227	-0.001017	0.104034	-0.0775	0.034896	0.373295	3.701182	4.371062	0.112418	-0.222693	0.120554	100
NUM459	-0.002192	-0.001017	0.104034	-0.0775	0.034895	0.370283	3.700154	4.327722	0.114881	-0.219157	0.120546	100
NUM460	-0.002606	-0.00135	0.104034	-0.0775	0.034713	0.401106	3.785307	5.251048	0.072402	-0.260594	0.119294	100
NUM461	-0.003072	-0.002083	0.104034	-0.0775	0.034475	0.433622	3.893929	6.463413	0.03949	-0.307184	0.117662	100
NUM462	-0.00267	-0.00135	0.104034	-0.0775	0.034379	0.407935	3.913086	6.247375	0.043995	-0.266991	0.11701	100
NUM463	-0.00254	-0.00135	0.104034	-0.0775	0.034431	0.396701	3.884636	5.883615	0.05277	-0.254036	0.117364	100
NUM464	-0.001981	-0.00135	0.104034	-0.0775	0.034909	0.377837	3.725884	4.574796	0.10153	-0.198128	0.120642	100
NUM465	-0.002062	-0.002083	0.104034	-0.0775	0.034902	0.384939	3.732261	4.703825	0.095187	-0.206186	0.120596	100
NUM466	-0.002049	-0.002083	0.104034	-0.0775	0.034896	0.384263	3.734199	4.707001	0.095036	-0.204869	0.120552	100
NUM467	-0.002489	-0.002831	0.104034	-0.0775	0.035031	0.409017	3.704437	4.855877	0.088218	-0.248867	0.121487	100
NUM468	-0.002607	-0.003124	0.104034	-0.0775	0.035027	0.419203	3.711679	5.039208	0.080491	-0.260666	0.12146	100
NUM469	-0.002706	-0.003196	0.104034	-0.0775	0.035035	0.427312	3.712845	5.160538	0.075754	-0.270596	0.12152	100
NUM470	-0.002593	-0.003196	0.104034	-0.0775	0.035089	0.417941	3.686175	4.873054	0.087464	-0.259316	0.121895	100
NUM471	-0.002583	-0.003196	0.104034	-0.0775	0.035085	0.417361	3.68736	4.871774	0.08752	-0.2583	0.121866	100
NUM472	-0.00274	-0.003196	0.104034	-0.0775	0.035172	0.423468	3.662179	4.815759	0.090006	-0.274011	0.122467	100
NUM473	-0.002347	-0.003124	0.104034	-0.0775	0.035169	0.393417	3.644936	4.31271	0.115746	-0.234705	0.122447	100
NUM474	-0.002784	-0.003196	0.104034	-0.0775	0.035007	0.426671	3.723573	5.215632	0.073695	-0.278434	0.121326	100
NUM475	-0.002803	-0.003196	0.104034	-0.0775	0.035008	0.428243	3.72407	5.241016	0.072766	-0.280307	0.121332	100
NUM476	-0.003379	-0.003263	0.104034	-0.0775	0.03518	0.455631	3.695546	5.475768	0.064707	-0.337867	0.122527	100
NUM477	-0.003081	-0.003196	0.104034	-0.0775	0.035078	0.438482	3.719909	5.363903	0.068429	-0.308093	0.121818	100
NUM478	-0.003321	-0.003263	0.104034	-0.0775	0.035091	0.457812	3.727216	5.696717	0.057939	-0.332147	0.121903	100
NUM479	-0.003141	-0.003196	0.104034	-0.0775	0.035107	0.44219	3.711149	5.366088	0.068355	-0.314148	0.122017	100
NUM480	-0.003256	-0.003263	0.104034	-0.0775	0.035109	0.451838	3.716103	5.539301	0.062684	-0.325583	0.122032	100
NUM481	-0.003163	-0.003263	0.104034	-0.0775	0.035156	0.444197	3.692873	5.28882	0.071047	-0.316334	0.122361	100
NUM482	-0.003051	-0.003196	0.104034	-0.0775	0.035139	0.43555	3.694601	5.172028	0.07532	-0.3051	0.122238	100
NUM483	-0.003369	-0.003263	0.104034	-0.0775	0.035103	0.461983	3.725245	5.748713	0.056452	-0.336873	0.121987	100
NUM484	-0.00334	-0.003263	0.104034	-0.0775	0.035106	0.459421	3.722195	5.690984	0.058106	-0.334011	0.122012	100
NUM485	-0.003386	-0.003263	0.104034	-0.0775	0.03509	0.463508	3.731456	5.809949	0.05475	-0.338609	0.121896	100

Data	Mean	Median	Maximum	Minimum	Std. Dev.	Skewness	Kurtosis	Jarque-Bera	Probability	Sum	Sum Sq. Dev.	Observations
NUM486	-0.003496	-0.004242	0.104034	-0.0775	0.035085	0.473008	3.739128	6.005239	0.049657	-0.349573	0.121867	100
NUM487	-0.003752	-0.004242	0.104034	-0.0775	0.034891	0.489568	3.82154	6.806822	0.03326	-0.375196	0.120523	100
NUM488	-0.003779	-0.004242	0.104034	-0.0775	0.034896	0.491624	3.821111	6.8375	0.032753	-0.377867	0.120554	100
NUM489	-0.00392	-0.004242	0.104034	-0.0775	0.034965	0.497917	3.801323	6.80751	0.033248	-0.392046	0.12103	100
NUM490	-0.003801	-0.004242	0.104034	-0.0775	0.034903	0.493049	3.819318	6.848626	0.032572	-0.380108	0.120604	100
NUM491	-0.003753	-0.004242	0.104034	-0.0775	0.034923	0.48873	3.808261	6.702976	0.035032	-0.375261	0.120742	100
NUM492	-0.003315	-0.003263	0.104034	-0.0775	0.034809	0.463119	3.828104	6.431978	0.040116	-0.331508	0.119955	100
NUM493	-0.003115	-0.003196	0.104034	-0.0775	0.034809	0.446266	3.817689	6.105115	0.047238	-0.311482	0.119953	100
NUM494	-0.003176	-0.003196	0.104034	-0.0775	0.034841	0.448822	3.807737	6.075853	0.047934	-0.317589	0.120176	100
NUM495	-0.002477	-0.003124	0.104034	-0.0775	0.034658	0.419783	3.830076	5.80791	0.054806	-0.24774	0.118919	100
NUM496	-0.001975	-0.003031	0.104034	-0.0775	0.034405	0.403828	3.896245	6.064847	0.048199	-0.197514	0.117188	100
NUM497	-0.002735	-0.003124	0.104034	-0.0775	0.034289	0.445807	3.970073	7.233409	0.026871	-0.273549	0.116401	100
NUM498	-0.002831	-0.003124	0.104034	-0.0775	0.034267	0.454602	3.985345	7.489819	0.023638	-0.283126	0.116249	100
NUM499	-0.002993	-0.003196	0.104034	-0.0775	0.034306	0.466145	3.976393	7.593782	0.02244	-0.29929	0.116515	100
NUM500	-0.003505	-0.003196	0.104034	-0.0775	0.03389	0.490682	4.143764	9.463625	0.00881	-0.35047	0.113703	100
NUM501	-0.003764	-0.003263	0.104034	-0.0775	0.033833	0.51403	4.185902	10.26363	0.005906	-0.376359	0.113321	100
NUM502	-0.0036	-0.003263	0.104034	-0.0775	0.033759	0.505917	4.210194	10.36824	0.005605	-0.359961	0.11283	100
NUM503	-0.003955	-0.004242	0.104034	-0.0775	0.033778	0.533767	4.223646	10.98725	0.004113	-0.395511	0.112952	100
NUM504	-0.003714	-0.003263	0.104034	-0.0775	0.033855	0.511824	4.172537	10.09458	0.006427	-0.37144	0.113468	100
NUM505	-0.002988	-0.003196	0.104034	-0.0775	0.034021	0.468315	4.073409	8.456173	0.01458	-0.298848	0.114582	100
NUM506	-0.003024	-0.003196	0.104034	-0.0775	0.034023	0.47139	4.074326	8.512537	0.014175	-0.302441	0.114598	100
NUM507	-0.002623	-0.003167	0.104034	-0.0775	0.033779	0.462991	4.149553	9.078809	0.01068	-0.262347	0.112964	100
NUM508	-0.002241	-0.003075	0.104034	-0.0775	0.033859	0.430838	4.093865	8.079284	0.017604	-0.224052	0.113497	100
NUM509	-0.001265	-0.002803	0.104034	-0.076401	0.033065	0.496457	4.165626	9.769007	0.007563	-0.126475	0.108236	100
NUM510	-0.001221	-0.002803	0.104034	-0.076401	0.033042	0.49466	4.174017	9.821115	0.007368	-0.122094	0.108082	100
NUM511	-0.00173	-0.002803	0.104034	-0.076401	0.032368	0.480818	4.362973	11.59349	0.003037	-0.173013	0.10372	100
NUM512	-0.00121	-0.002083	0.104034	-0.076401	0.032094	0.468263	4.450242	12.41783	0.002011	-0.120984	0.101972	100
NUM513	-0.000687	-0.001466	0.104034	-0.076401	0.031673	0.480472	4.587778	14.3519	0.000765	-0.068735	0.099317	100
NUM514	-0.00023	-0.001447	0.104034	-0.076401	0.031322	0.486185	4.717297	16.22756	0.000299	-0.022981	0.097127	100
NUM515	-0.000136	-0.001447	0.104034	-0.076401	0.031366	0.477207	4.686286	15.64361	0.000401	-0.013622	0.097402	100
NUM516	-0.00035	-0.001447	0.104034	-0.076401	0.031226	0.494829	4.774645	17.20328	0.000184	-0.035049	0.096534	100
NUM517	0.000556	-0.001253	0.104034	-0.076401	0.031298	0.466471	4.694804	15.59476	0.000411	0.055562	0.096976	100
NUM518	0.001129	-0.000695	0.104034	-0.076401	0.031198	0.432786	4.710429	15.3116	0.000473	0.112934	0.096359	100
NUM519	0.001791	-0.000695	0.104034	-0.073376	0.030223	0.580806	4.85237	19.91924	0.000047	0.179127	0.090433	100
NUM520	0.00278	-0.000241	0.104034	-0.065677	0.029344	0.708929	4.922668	23.77906	0.000007	0.278031	0.085248	100
NUM521	0.002982	-0.000241	0.104034	-0.065677	0.028969	0.789635	4.973166	26.6145	0.000002	0.298174	0.083079	100
NUM522	0.002909	-0.000241	0.104034	-0.065677	0.028921	0.797842	5.011219	27.46337	0.000001	0.290914	0.082805	100
NUM523	0.002793	-0.000241	0.104034	-0.065677	0.028702	0.78546	5.070176	28.13924	0.000001	0.279267	0.081559	100
NUM524	0.002266	-0.000241	0.104034	-0.065677	0.027358	0.557122	4.648856	16.5011	0.000261	0.226561	0.074098	100
NUM525	0.001368	-0.000695	0.104034	-0.065677	0.026101	0.435892	4.69467	15.13298	0.000518	0.136792	0.067443	100
NUM526	0.001487	-0.000241	0.104034	-0.065677	0.026074	0.424367	4.705308	15.11843	0.000521	0.148668	0.067307	100
NUM527	0.001173	-0.000695	0.104034	-0.065677	0.026059	0.456914	4.736889	16.04944	0.000327	0.11731	0.067228	100
NUM528	0.001234	-0.000695	0.104034	-0.065677	0.025957	0.474744	4.763608	16.716	0.000235	0.12341	0.066705	100

Data	Mean	Median	Maximum	Minimum	Std. Dev.	Skewness	Kurtosis	Jarque-Bera	Probability	Sum	Sum Sq. Dev.	Observations
NUM529	0.001479	-0.000695	0.104034	-0.065677	0.026237	0.470018	4.609976	14.48205	0.000717	0.147854	0.06815	100
NUM530	0.001757	-0.000695	0.104034	-0.065677	0.026483	0.452807	4.460626	12.30652	0.002127	0.175685	0.069432	100
NUM531	0.001767	-0.000695	0.104034	-0.065677	0.026481	0.451736	4.460933	12.29412	0.00214	0.176716	0.069424	100
NUM532	0.001845	-0.000695	0.104034	-0.065677	0.026501	0.442496	4.442727	11.93613	0.002559	0.184507	0.069527	100
NUM533	0.002693	-0.000241	0.104034	-0.065677	0.025957	0.499806	4.499855	13.53663	0.00115	0.269301	0.066701	100
NUM534	0.002722	-0.000241	0.104034	-0.065677	0.025965	0.4963	4.491645	13.37608	0.001246	0.272157	0.066746	100
NUM535	0.002756	-0.000241	0.104034	-0.065677	0.025923	0.500906	4.508439	13.66256	0.001079	0.275577	0.066527	100
NUM536	0.003342	7.34E-05	0.104034	-0.065677	0.025451	0.534909	4.653852	16.16558	0.000309	0.334161	0.064128	100
NUM537	0.003205	7.34E-05	0.104034	-0.065677	0.025536	0.539112	4.609741	15.64098	0.000401	0.320503	0.064557	100
NUM538	0.003544	7.34E-05	0.104034	-0.065677	0.025162	0.578183	4.75838	18.45452	0.000098	0.354406	0.062679	100
NUM539	0.0037	7.34E-05	0.104034	-0.065677	0.024993	0.593478	4.839195	19.96458	0.000046	0.370049	0.061842	100
NUM540	0.003734	7.34E-05	0.104034	-0.065677	0.025013	0.58946	4.822041	19.62368	0.000055	0.373372	0.061938	100
NUM541	0.004058	7.34E-05	0.104034	-0.065677	0.025281	0.563997	4.637154	16.46935	0.000265	0.405761	0.063275	100
NUM542	0.004125	7.34E-05	0.104034	-0.065677	0.025384	0.567457	4.593381	15.94539	0.000345	0.412543	0.063791	100
NUM543	0.003947	7.34E-05	0.104034	-0.065677	0.0252	0.577893	4.710682	17.75948	0.000139	0.394711	0.062869	100
NUM544	0.004123	7.34E-05	0.104034	-0.065677	0.025349	0.562449	4.604573	16.0002	0.000335	0.412347	0.063613	100
NUM545	0.004059	7.34E-05	0.104034	-0.065677	0.025424	0.55448	4.572202	15.42337	0.000448	0.405944	0.063993	100
NUM546	0.004121	7.34E-05	0.104034	-0.065677	0.025369	0.556675	4.599691	15.82733	0.000366	0.412112	0.063715	100
NUM547	0.004187	7.34E-05	0.104034	-0.065677	0.025383	0.548368	4.583758	15.463	0.000439	0.418663	0.063786	100
NUM548	0.003889	7.34E-05	0.104034	-0.065677	0.025194	0.578203	4.727396	18.00488	0.000123	0.388858	0.062838	100
NUM549	0.003733	7.34E-05	0.104034	-0.065677	0.025273	0.585932	4.686986	17.57994	0.000152	0.37327	0.063236	100
NUM550	0.003121	-0.000241	0.104034	-0.065677	0.024808	0.613788	4.949443	22.11362	0.000016	0.312079	0.060926	100
NUM551	0.002912	-0.000241	0.104034	-0.065677	0.024648	0.635106	5.080348	24.75537	0.000004	0.291206	0.060146	100
NUM552	0.00251	-0.000812	0.104034	-0.065677	0.024748	0.662439	5.053025	24.87589	0.000004	0.251033	0.060632	100
NUM553	0.003103	-0.000812	0.104034	-0.042251	0.023789	0.909187	5.134448	32.75979	0	0.310266	0.056027	100
NUM554	0.002327	-0.000812	0.055011	-0.042251	0.021632	0.298991	2.723388	1.808737	0.404797	0.232745	0.046328	100
NUM555	0.002994	-0.000241	0.063427	-0.042251	0.02247	0.381593	2.846266	2.525366	0.282894	0.299375	0.049986	100
NUM556	0.002582	-0.000812	0.063427	-0.042251	0.02249	0.42003	2.86866	3.012293	0.221763	0.258222	0.050075	100
NUM557	0.002576	-0.000812	0.063427	-0.042251	0.022494	0.420168	2.867329	3.015697	0.221386	0.257638	0.050094	100
NUM558	0.002539	-0.000812	0.063427	-0.042251	0.022493	0.42522	2.870898	3.08298	0.214062	0.253917	0.050087	100
NUM559	0.002451	-0.000812	0.063427	-0.042251	0.022526	0.433265	2.861705	3.208334	0.201057	0.245115	0.050236	100
NUM560	0.00272	-0.000241	0.063427	-0.042251	0.022561	0.400294	2.826725	2.795693	0.247129	0.271995	0.050389	100
NUM561	0.002752	-0.000241	0.063427	-0.042251	0.022547	0.397598	2.830955	2.753809	0.252359	0.275169	0.050327	100
NUM562	0.002729	-0.000241	0.063427	-0.042251	0.022541	0.400682	2.835118	2.789036	0.247952	0.272948	0.050303	100
NUM563	0.002897	-0.000241	0.063427	-0.042251	0.022714	0.393778	2.773961	2.79724	0.246937	0.289722	0.051078	100
NUM564	0.002526	-0.000241	0.063427	-0.042251	0.02215	0.346148	2.778735	2.200967	0.33271	0.252557	0.048572	100
NUM565	0.002561	7.34E-05	0.063427	-0.042251	0.022144	0.341746	2.779686	2.148752	0.341511	0.256132	0.048544	100
NUM566	0.002879	0.000381	0.063427	-0.042251	0.022076	0.310919	2.788061	1.798335	0.406908	0.287892	0.048247	100
NUM567	0.003645	0.000989	0.063427	-0.042251	0.022081	0.31207	2.744872	1.894339	0.387837	0.364489	0.048269	100
NUM568	0.003595	0.000989	0.063427	-0.042251	0.022111	0.315005	2.734712	1.947042	0.377751	0.359516	0.048403	100
NUM569	0.00387	0.001624	0.063427	-0.042251	0.022104	0.282723	2.723116	1.651643	0.437875	0.387033	0.048368	100
NUM570	0.003541	0.000989	0.063427	-0.042251	0.022112	0.318854	2.737661	1.981219	0.37135	0.354105	0.048407	100
NUM571	0.003567	0.000989	0.063427	-0.042251	0.022091	0.318801	2.744164	1.966618	0.374071	0.356674	0.048311	100

Data	Mean	Median	Maximum	Minimum	Std. Dev.	Skewness	Kurtosis	Jarque-Bera	Probability	Sum	Sum Sq. Dev.	Observations
NUM572	0.003778	0.000989	0.063427	-0.042251	0.02187	0.333365	2.789793	2.036319	0.361259	0.377752	0.04735	100
NUM573	0.003721	0.000989	0.063427	-0.042251	0.021843	0.34057	2.805777	2.09031	0.351637	0.372136	0.047235	100
NUM574	0.003581	0.000989	0.063427	-0.042251	0.021988	0.332362	2.771207	2.059189	0.357152	0.358065	0.047862	100
NUM575	0.003491	0.000989	0.063427	-0.042251	0.022044	0.337196	2.752922	2.149385	0.341403	0.34908	0.048106	100
NUM576	0.003581	0.000989	0.063427	-0.040888	0.021872	0.377706	2.719658	2.705164	0.258572	0.358144	0.047358	100
NUM577	0.003832	0.001624	0.063427	-0.040888	0.021971	0.347422	2.663031	2.484818	0.288688	0.383236	0.047789	100
NUM578	0.004032	0.00208	0.063427	-0.040888	0.02187	0.33345	2.691284	2.250257	0.324611	0.403235	0.047352	100
NUM579	0.003701	0.001624	0.063427	-0.040888	0.022046	0.349373	2.653781	2.533802	0.281703	0.37007	0.048116	100
NUM580	0.004165	0.00208	0.063427	-0.040888	0.022252	0.312644	2.577119	2.374218	0.305102	0.416538	0.049021	100
NUM581	0.004342	0.00208	0.063427	-0.040888	0.022442	0.309449	2.524847	2.536686	0.281297	0.434189	0.049862	100
NUM582	0.004205	0.00208	0.063427	-0.040888	0.022529	0.316294	2.501281	2.7037	0.258761	0.420499	0.050248	100
NUM583	0.004362	0.00208	0.063427	-0.040888	0.022447	0.305136	2.52339	2.498283	0.286751	0.436203	0.049884	100
NUM584	0.004256	0.001624	0.063427	-0.040888	0.022481	0.316284	2.514967	2.647499	0.266136	0.425558	0.050036	100
NUM585	0.004311	0.001624	0.063427	-0.040888	0.022495	0.308731	2.505951	2.605596	0.27177	0.431127	0.050097	100
NUM586	0.004449	0.002327	0.063427	-0.040888	0.022464	0.293121	2.511788	2.425123	0.297434	0.444851	0.049957	100
NUM587	0.004341	0.001624	0.063427	-0.040888	0.022464	0.307305	2.517589	2.543601	0.280326	0.434075	0.049957	100
NUM588	0.004241	0.001624	0.063427	-0.040888	0.022554	0.305907	2.496541	2.615778	0.27039	0.424051	0.050361	100
NUM589	0.004672	0.002327	0.063427	-0.040888	0.022349	0.287185	2.523211	2.321785	0.313207	0.467193	0.049446	100
NUM590	0.005033	0.004018	0.063427	-0.040888	0.022307	0.251317	2.519489	2.014719	0.365182	0.503268	0.049262	100
NUM591	0.004751	0.002327	0.063427	-0.040888	0.022385	0.278598	2.504546	2.316426	0.314047	0.475094	0.049607	100
NUM592	0.00444	0.001624	0.063427	-0.040888	0.022536	0.298047	2.472959	2.637913	0.267414	0.443988	0.050279	100
NUM593	0.004612	0.001624	0.063427	-0.040888	0.022619	0.278351	2.433522	2.628394	0.26869	0.461183	0.050651	100
NUM594	0.005284	0.002327	0.063427	-0.040888	0.022744	0.253661	2.398186	2.581483	0.275067	0.52837	0.051213	100
NUM595	0.005006	0.001624	0.063427	-0.040888	0.022694	0.286441	2.429226	2.7249	0.256033	0.500641	0.050986	100
NUM596	0.004832	0.00107	0.063427	-0.040888	0.022756	0.30315	2.414836	2.958404	0.227819	0.483162	0.051266	100
NUM597	0.005275	0.001624	0.063427	-0.040888	0.022397	0.31624	2.441622	2.9659	0.226967	0.527526	0.049663	100
NUM598	0.005121	0.001624	0.063427	-0.040888	0.022484	0.325873	2.419535	3.173802	0.204559	0.512104	0.05005	100
NUM599	0.005404	0.002327	0.063427	-0.040888	0.022353	0.306624	2.446141	2.845136	0.241094	0.540436	0.049465	100
NUM600	0.005559	0.004018	0.063427	-0.040888	0.022359	0.28637	2.435302	2.69548	0.259827	0.55592	0.049492	100
NUM601	0.005606	0.004018	0.063427	-0.040888	0.022332	0.283027	2.442929	2.628104	0.268729	0.560642	0.049375	100
NUM602	0.005804	0.005591	0.063427	-0.040888	0.022276	0.262347	2.455171	2.383927	0.303624	0.580359	0.049126	100
NUM603	0.006025	0.005591	0.063427	-0.040888	0.022093	0.261477	2.495757	2.198928	0.33305	0.602547	0.048323	100
NUM604	0.006198	0.005591	0.063427	-0.040888	0.022261	0.255433	2.445943	2.366511	0.30628	0.619785	0.049061	100
NUM605	0.005892	0.005591	0.063427	-0.040888	0.021992	0.267968	2.520496	2.154797	0.34048	0.589216	0.047882	100
NUM606	0.006055	0.00652	0.063427	-0.040888	0.021957	0.248998	2.527949	1.961797	0.374974	0.605476	0.047727	100
NUM607	0.006179	0.007325	0.063427	-0.040888	0.021939	0.233352	2.530223	1.827097	0.401098	0.617862	0.047651	100
NUM608	0.005765	0.00652	0.063427	-0.040888	0.021996	0.270161	2.532524	2.127009	0.345244	0.576469	0.047899	100
NUM609	0.005634	0.00652	0.063427	-0.040888	0.021949	0.287014	2.559134	2.182799	0.335746	0.563422	0.047694	100
NUM610	0.005729	0.00652	0.063427	-0.040888	0.021872	0.285612	2.580417	2.093111	0.351145	0.572914	0.047361	100
NUM611	0.005722	0.00652	0.063427	-0.040888	0.021869	0.286541	2.582235	2.095626	0.350704	0.572186	0.047347	100
NUM612	0.005828	0.00652	0.063427	-0.040888	0.021904	0.272519	2.56124	2.0399	0.360613	0.582764	0.047501	100
NUM613	0.005605	0.00652	0.063427	-0.040888	0.022079	0.275313	2.519292	2.226125	0.328551	0.560514	0.04826	100
NUM614	0.005737	0.006964	0.063427	-0.040888	0.022075	0.25799	2.514486	2.091501	0.351428	0.5737	0.048245	100

Data	Mean	Median	Maximum	Minimum	Std. Dev.	Skewness	Kurtosis	Jarque-Bera	Probability	Sum	Sum Sq. Dev.	Observations
NUM615	0.005492	0.00652	0.063427	-0.040888	0.02206	0.288456	2.532639	2.296886	0.31713	0.549164	0.04818	100
NUM616	0.005114	0.005591	0.063427	-0.040888	0.022317	0.293772	2.491386	2.516236	0.284188	0.511369	0.049306	100
NUM617	0.004557	0.004018	0.063427	-0.040888	0.021931	0.30889	2.553159	2.422159	0.297876	0.455723	0.047616	100
NUM618	0.004544	0.004018	0.063427	-0.040888	0.021919	0.309834	2.557734	2.414943	0.298952	0.45439	0.047565	100
NUM619	0.004827	0.005591	0.063427	-0.040888	0.02191	0.276807	2.546302	2.134707	0.343918	0.482681	0.047523	100
NUM620	0.004727	0.005591	0.063427	-0.040888	0.021837	0.285945	2.577904	2.105095	0.349047	0.472674	0.047208	100
NUM621	0.005125	0.005591	0.063427	-0.03862	0.021354	0.348248	2.57833	2.762137	0.25131	0.51252	0.045145	100
NUM622	0.004968	0.004018	0.063427	-0.03862	0.021315	0.370023	2.606626	2.926719	0.231457	0.496826	0.044978	100
NUM623	0.004372	0.002749	0.063427	-0.03862	0.020857	0.372396	2.65128	2.818007	0.244387	0.437217	0.043068	100
NUM624	0.00404	0.002749	0.063427	-0.03862	0.020432	0.354199	2.708251	2.445599	0.294405	0.403992	0.041331	100
NUM625	0.003934	0.002749	0.063427	-0.03862	0.020513	0.356483	2.683306	2.535902	0.281408	0.393359	0.041656	100
NUM626	0.00386	0.002749	0.063427	-0.03862	0.020534	0.365176	2.67773	2.655299	0.2651	0.385958	0.041744	100
NUM627	0.003828	0.002749	0.063427	-0.03862	0.020563	0.364459	2.669567	2.668783	0.263318	0.382768	0.041863	100
NUM628	0.004298	0.004018	0.063427	-0.033187	0.020116	0.414378	2.670775	3.313435	0.190764	0.429777	0.040059	100
NUM629	0.0039	0.003198	0.063427	-0.033187	0.019729	0.422444	2.764594	3.205219	0.20137	0.390028	0.038535	100
NUM630	0.003638	0.003198	0.063427	-0.033187	0.019436	0.425762	2.85433	3.109643	0.211227	0.363838	0.037399	100
NUM631	0.003713	0.004219	0.063427	-0.033187	0.01943	0.414776	2.851241	2.959531	0.227691	0.371303	0.037376	100
NUM632	0.00383	0.004219	0.063427	-0.033187	0.019517	0.4017	2.802262	2.852303	0.240232	0.382995	0.037712	100
NUM633	0.003732	0.004219	0.063427	-0.033187	0.019419	0.407624	2.846251	2.867784	0.238379	0.373157	0.037332	100
NUM634	0.003552	0.003198	0.063427	-0.033187	0.019424	0.433178	2.859304	3.209868	0.200903	0.355191	0.037351	100
NUM635	0.003607	0.003198	0.063427	-0.033187	0.019342	0.448916	2.865695	3.433915	0.179612	0.360747	0.037035	100
NUM636	0.003582	0.003198	0.063427	-0.033187	0.019332	0.453032	2.873383	3.487427	0.17487	0.358185	0.037	100
NUM637	0.003882	0.004219	0.063427	-0.033187	0.019207	0.432382	2.90029	3.157328	0.20625	0.388246	0.036521	100
NUM638	0.004229	0.005466	0.063427	-0.033187	0.019315	0.391182	2.826829	2.675339	0.262457	0.422942	0.036932	100
NUM639	0.0044	0.005466	0.063427	-0.033187	0.019215	0.381173	2.86077	2.502322	0.286172	0.440028	0.036553	100
NUM640	0.004057	0.004219	0.063427	-0.033187	0.019242	0.418551	2.877911	2.981853	0.225164	0.405669	0.036656	100
NUM641	0.003456	0.003198	0.063427	-0.033187	0.019022	0.436863	2.945234	3.193323	0.202572	0.345604	0.035822	100
NUM642	0.003195	0.003198	0.063427	-0.033187	0.018614	0.397854	2.973198	2.641121	0.266986	0.319483	0.034301	100
NUM643	0.003111	0.003198	0.063427	-0.033187	0.018552	0.407895	3.012631	2.773632	0.24987	0.311084	0.034072	100
NUM644	0.002903	0.003198	0.063427	-0.033187	0.018318	0.411245	3.106615	2.866075	0.238583	0.290282	0.033218	100
NUM645	0.00335	0.004219	0.063427	-0.033187	0.018079	0.411894	3.135073	2.903625	0.234146	0.33496	0.032358	100
NUM646	0.003468	0.004219	0.063427	-0.033187	0.017993	0.408915	3.172122	2.910299	0.233366	0.346763	0.032053	100
NUM647	0.00367	0.004219	0.063427	-0.033187	0.018213	0.403295	3.074246	2.733748	0.254903	0.366996	0.03284	100
NUM648	0.00352	0.003198	0.063427	-0.033187	0.018263	0.42051	3.057173	2.960769	0.22755	0.352001	0.033022	100
NUM649	0.003485	0.003198	0.063427	-0.033187	0.018306	0.414864	3.045579	2.877187	0.237261	0.348469	0.033177	100
NUM650	0.003452	0.003198	0.063427	-0.033187	0.018331	0.415678	3.035319	2.884995	0.236337	0.345172	0.033265	100
NUM651	0.003194	0.002749	0.063427	-0.033187	0.018401	0.44294	3.021903	3.271925	0.194765	0.319372	0.033521	100
NUM652	0.003483	0.003198	0.063427	-0.033187	0.018205	0.441286	3.078075	3.270951	0.19486	0.34827	0.03281	100
NUM653	0.003715	0.00444	0.063427	-0.033187	0.018225	0.406943	3.044468	2.768283	0.250539	0.371523	0.032884	100
NUM654	0.003428	0.003198	0.063427	-0.033187	0.018088	0.44342	3.139023	3.357554	0.186602	0.342836	0.03239	100
NUM655	0.002742	0.002749	0.042722	-0.033187	0.017061	0.20689	2.429476	2.06963	0.355292	0.274227	0.028818	100
NUM656	0.002972	0.003198	0.042722	-0.033187	0.016922	0.192222	2.471997	1.777433	0.411183	0.297221	0.028347	100
NUM657	0.003004	0.003198	0.042722	-0.033187	0.016893	0.192225	2.481753	1.734921	0.420017	0.300377	0.028251	100

Data	Mean	Median	Maximum	Minimum	Std. Dev.	Skewness	Kurtosis	Jarque-Bera	Probability	Sum	Sum Sq. Dev.	Observations
NUM658	0.00287	0.003198	0.042722	-0.033187	0.016957	0.20711	2.456394	1.946187	0.377912	0.286963	0.028467	100
NUM659	0.00282	0.003198	0.042722	-0.033187	0.017004	0.206543	2.441651	2.009969	0.36605	0.281966	0.028624	100
NUM660	0.002797	0.003198	0.042722	-0.033187	0.016984	0.208192	2.450773	1.979276	0.371711	0.279663	0.028556	100
NUM661	0.002829	0.003198	0.042722	-0.033187	0.016971	0.203805	2.456097	1.924905	0.381955	0.282906	0.028512	100
NUM662	0.002569	0.002749	0.042722	-0.033187	0.017106	0.223348	2.418945	2.238178	0.326577	0.256937	0.028969	100
NUM663	0.002042	0.002126	0.042722	-0.033187	0.01693	0.23815	2.443446	2.235889	0.326951	0.204221	0.028375	100
NUM664	0.001777	0.00115	0.042722	-0.033187	0.016887	0.276379	2.477883	2.408952	0.299849	0.177711	0.028233	100
NUM665	0.001837	0.002126	0.042722	-0.033187	0.016893	0.26559	2.470728	2.342843	0.309926	0.183719	0.028252	100
NUM666	0.001727	0.002126	0.042722	-0.033187	0.016849	0.283624	2.500979	2.378302	0.30448	0.172708	0.028106	100
NUM667	0.00116	0.00115	0.042722	-0.033187	0.016439	0.252695	2.441768	2.36268	0.306867	0.116024	0.026754	100
NUM668	0.001333	0.002126	0.042722	-0.033187	0.016387	0.228972	2.457836	2.098566	0.350189	0.133339	0.026585	100
NUM669	0.001184	0.00183	0.042722	-0.033187	0.016312	0.251029	2.503748	2.076371	0.354097	0.118389	0.026343	100
NUM670	0.001557	0.002205	0.042722	-0.033187	0.016403	0.212575	2.457827	1.977938	0.37196	0.155729	0.026638	100
NUM671	0.001733	0.002707	0.042722	-0.033187	0.016332	0.191324	2.484396	1.717776	0.423633	0.173301	0.026406	100
NUM672	0.001741	0.002707	0.042722	-0.033187	0.016327	0.190618	2.486436	1.704535	0.426447	0.174054	0.026391	100
NUM673	0.001642	0.002205	0.042722	-0.033187	0.016299	0.207888	2.507336	1.731616	0.420711	0.164168	0.0263	100
NUM674	0.001971	0.002707	0.042722	-0.033187	0.016072	0.205335	2.547224	1.556904	0.459116	0.197082	0.025574	100
NUM675	0.002157	0.002955	0.042722	-0.033187	0.015987	0.184687	2.581143	1.299496	0.522177	0.215749	0.025302	100
NUM676	0.002579	0.003198	0.042722	-0.0285	0.015596	0.236368	2.550535	1.772913	0.412113	0.257918	0.024081	100
NUM677	0.002382	0.003198	0.042722	-0.0285	0.015436	0.251911	2.626051	1.640311	0.440363	0.238213	0.023588	100
NUM678	0.002294	0.003156	0.042722	-0.0285	0.015457	0.26649	2.618218	1.790938	0.408416	0.229437	0.023654	100
NUM679	0.002474	0.003156	0.042722	-0.0285	0.015249	0.293726	2.657149	1.927698	0.381422	0.247418	0.02302	100
NUM680	0.002146	0.003156	0.042722	-0.0285	0.014848	0.258339	2.680835	1.536759	0.463764	0.214566	0.021826	100
NUM681	0.001741	0.002707	0.042722	-0.0285	0.014437	0.223442	2.677712	1.264899	0.531289	0.174115	0.020636	100
NUM682	0.001839	0.002707	0.042722	-0.0285	0.014344	0.226603	2.715067	1.194096	0.550434	0.183886	0.02037	100
NUM683	0.001851	0.002707	0.042722	-0.0285	0.014344	0.224065	2.714739	1.175807	0.555491	0.18511	0.020368	100
NUM684	0.001784	0.002707	0.042722	-0.0285	0.014406	0.222757	2.687842	1.233024	0.539824	0.1784	0.020547	100
NUM685	0.001735	0.002707	0.042722	-0.0285	0.014378	0.230797	2.70943	1.239585	0.538056	0.173511	0.020466	100
NUM686	0.001822	0.002707	0.042722	-0.0285	0.014431	0.217435	2.671363	1.23798	0.538488	0.18216	0.020616	100
NUM687	0.001921	0.003156	0.042722	-0.0285	0.014445	0.197265	2.655243	1.143796	0.564453	0.192131	0.020658	100
NUM688	0.00215	0.003156	0.042722	-0.0285	0.01426	0.198282	2.714552	0.994763	0.608121	0.214989	0.020133	100
NUM689	0.002016	0.002707	0.042722	-0.0285	0.014197	0.221067	2.76323	1.048093	0.59212	0.201606	0.019955	100
NUM690	0.001676	0.002271	0.042722	-0.0285	0.014161	0.259422	2.799939	1.288434	0.525074	0.167623	0.019852	100
NUM691	0.001816	0.002271	0.042722	-0.0285	0.01406	0.252885	2.848625	1.161323	0.559528	0.181594	0.019571	100
NUM692	0.001995	0.002271	0.042722	-0.0285	0.01387	0.27371	2.908254	1.283694	0.526319	0.19947	0.019044	100
NUM693	0.001799	0.002271	0.042722	-0.0285	0.013694	0.285599	3.008305	1.35973	0.506685	0.179943	0.018564	100
NUM694	0.001469	0.002271	0.036149	-0.0285	0.013081	0.095198	2.642419	0.683813	0.710415	0.146907	0.016941	100
NUM695	0.001507	0.002271	0.036149	-0.0285	0.013069	0.087676	2.650902	0.635907	0.727637	0.150709	0.016909	100
NUM696	0.001478	0.002271	0.036149	-0.0285	0.013103	0.085003	2.637879	0.666808	0.716481	0.147759	0.016996	100
NUM697	0.001443	0.002271	0.036149	-0.0285	0.013087	0.091522	2.650528	0.648482	0.723076	0.144321	0.016955	100
NUM698	0.001561	0.002271	0.036149	-0.0285	0.012989	0.08649	2.700906	0.497414	0.779808	0.156123	0.016704	100
NUM699	0.001216	0.002002	0.036149	-0.0285	0.013243	0.072499	2.677951	0.519751	0.771148	0.121594	0.017363	100
NUM700	0.001202	0.002002	0.036149	-0.0285	0.01323	0.073181	2.685582	0.501169	0.778346	0.120166	0.017328	100

Data	Mean	Median	Maximum	Minimum	Std. Dev.	Skewness	Kurtosis	Jarque-Bera	Probability	Sum	Sum Sq. Dev.	Observations
NUM701	0.00131	0.002271	0.036149	-0.0285	0.013227	0.049896	2.685525	0.453553	0.797099	0.131019	0.017321	100
NUM702	0.001332	0.002271	0.036149	-0.0285	0.013242	0.047135	2.675338	0.476219	0.788117	0.133172	0.01736	100
NUM703	0.001346	0.002271	0.036149	-0.0285	0.01324	0.043853	2.676661	0.467668	0.791493	0.134648	0.017355	100
NUM704	0.001099	0.002271	0.033142	-0.0285	0.012807	-0.092046	2.49557	1.201416	0.548423	0.10987	0.016238	100
NUM705	0.001256	0.002271	0.033142	-0.0285	0.013013	-0.058367	2.472813	1.214804	0.544764	0.125578	0.016764	100
NUM706	0.001215	0.002271	0.033142	-0.0285	0.012994	-0.051393	2.485254	1.148033	0.563258	0.121538	0.016715	100
NUM707	0.001025	0.002002	0.033142	-0.0285	0.013015	-0.015548	2.470891	1.170513	0.556963	0.102469	0.016768	100
NUM708	0.001152	0.002002	0.033142	-0.0285	0.012891	-0.015534	2.52175	0.957036	0.619701	0.115165	0.016452	100
NUM709	0.001078	0.001937	0.033142	-0.0285	0.012878	0.000767	2.531204	0.915717	0.632637	0.107763	0.016419	100
NUM710	0.001176	0.002002	0.033142	-0.0285	0.012853	-0.019625	2.550003	0.850156	0.653719	0.117582	0.016354	100
NUM711	0.001233	0.002002	0.033142	-0.0285	0.012928	-0.009507	2.532265	0.913074	0.633474	0.123295	0.016546	100
NUM712	0.000976	0.001937	0.033142	-0.0285	0.01284	0.02366	2.571903	0.772942	0.67945	0.097579	0.016322	100
NUM713	0.001208	0.001937	0.033142	-0.0285	0.01262	0.034585	2.629962	0.59047	0.744357	0.120809	0.015766	100
NUM714	0.001071	0.001841	0.033142	-0.0285	0.012579	0.061756	2.661022	0.542339	0.762487	0.107109	0.015666	100
NUM715	0.001204	0.001937	0.033142	-0.0285	0.012581	0.032807	2.657416	0.506955	0.776097	0.120441	0.015671	100
NUM716	0.001595	0.002002	0.033142	-0.025421	0.012252	0.088568	2.588511	0.83625	0.65828	0.159493	0.014861	100
NUM717	0.001756	0.002271	0.033142	-0.025421	0.012233	0.055472	2.597721	0.725572	0.695735	0.175643	0.014816	100
NUM718	0.001335	0.002002	0.033142	-0.025421	0.012227	0.05542	2.604586	0.702658	0.703752	0.133464	0.014801	100
NUM719	0.001085	0.001937	0.033142	-0.025421	0.012136	0.088865	2.653443	0.63204	0.729045	0.108505	0.014581	100
NUM720	0.000846	0.001841	0.033142	-0.025421	0.012084	0.127507	2.68996	0.671489	0.714806	0.084562	0.014457	100
NUM721	0.000768	0.001841	0.033142	-0.025421	0.012121	0.140556	2.664697	0.797714	0.671087	0.076814	0.014546	100
NUM722	0.00069	0.001763	0.033142	-0.025421	0.012135	0.158109	2.657145	0.906429	0.635582	0.069043	0.014579	100
NUM723	0.00096	0.001841	0.033142	-0.025421	0.012215	0.121924	2.610497	0.879891	0.644072	0.096031	0.014771	100
NUM724	0.000868	0.001841	0.033142	-0.025421	0.01216	0.130605	2.648859	0.798043	0.670976	0.08885	0.014638	100
NUM725	0.000908	0.001841	0.033142	-0.025421	0.012133	0.135768	2.654841	0.803611	0.669111	0.090812	0.014573	100
NUM726	0.000908	0.001841	0.033142	-0.025421	0.012133	0.13586	2.65461	0.804694	0.668749	0.090752	0.014574	100
NUM727	0.00112	0.001937	0.033142	-0.025421	0.012015	0.116582	2.708008	0.581771	0.747601	0.112036	0.014291	100
NUM728	0.00094	0.001841	0.033142	-0.025421	0.01204	0.151524	2.698488	0.761447	0.683367	0.094018	0.014351	100
NUM729	0.000625	0.001763	0.033142	-0.028128	0.012383	0.084657	2.726371	0.431418	0.80597	0.062491	0.01518	100
NUM730	0.000369	0.00155	0.033142	-0.028128	0.012402	0.123705	2.724605	0.571061	0.751616	0.036867	0.015228	100
NUM731	0.000421	0.00155	0.033142	-0.028128	0.012437	0.115628	2.69743	0.604285	0.739233	0.042149	0.015314	100
NUM732	0.000169	0.00105	0.033142	-0.028128	0.012208	0.111633	2.770649	0.426873	0.807804	0.016875	0.014755	100
NUM733	8.85E-05	0.00105	0.033142	-0.028128	0.012115	0.106598	2.814734	0.332399	0.846877	0.008849	0.01453	100
NUM734	0.00022	0.00155	0.033142	-0.028128	0.012121	0.077017	2.805438	0.256587	0.879595	0.022019	0.014546	100
NUM735	0.000401	0.00155	0.033142	-0.028128	0.011919	0.100681	2.869508	0.239895	0.886967	0.040144	0.014065	100
NUM736	0.00044	0.00155	0.033142	-0.028128	0.011955	0.098213	2.844506	0.261506	0.877435	0.044007	0.014148	100
NUM737	0.000432	0.00155	0.033142	-0.028128	0.011948	0.098965	2.849522	0.257582	0.879158	0.043221	0.014132	100
NUM738	0.000143	0.00105	0.033142	-0.028128	0.011636	0.056691	2.877856	0.115728	0.943778	0.014267	0.013405	100
NUM739	0.000169	0.00105	0.033142	-0.028128	0.011643	0.050249	2.870986	0.111435	0.945806	0.016896	0.01342	100
NUM740	0.000399	0.001562	0.033142	-0.028128	0.011578	0.015424	2.908701	0.038696	0.980838	0.03994	0.013272	100
NUM741	0.000576	0.001562	0.033142	-0.028128	0.011408	0.021828	2.992567	0.008171	0.995923	0.057646	0.012883	100
NUM742	0.000358	0.00105	0.033142	-0.028128	0.011252	0.033717	3.082368	0.047216	0.976668	0.035771	0.012534	100
NUM743	6.79E-05	0.000569	0.033142	-0.028128	0.011307	0.064642	3.060666	0.084977	0.958401	0.006791	0.012657	100

Data	Mean	Median	Maximum	Minimum	Std. Dev.	Skewness	Kurtosis	Jarque-Bera	Probability	Sum	Sum Sq. Dev.	Observations
NUM744	-5.55E-05	0.000569	0.033142	-0.028128	0.01123	0.083128	3.129695	0.185258	0.911532	-0.005553	0.012486	100
NUM745	-9.23E-05	0.000569	0.033142	-0.028128	0.011184	0.078179	3.15609	0.203383	0.903308	-0.009227	0.012382	100
NUM746	-9.60E-05	0.000569	0.033142	-0.028128	0.011185	0.079042	3.154848	0.204035	0.903014	-0.009598	0.012385	100
NUM747	-0.000433	6.88E-06	0.025758	-0.028128	0.010669	-0.120525	2.828101	0.365224	0.833091	-0.043332	0.011269	100
NUM748	-0.000294	0.000569	0.025758	-0.028128	0.010634	-0.153131	2.866061	0.465566	0.792326	-0.029432	0.011195	100
NUM749	6.02E-05	0.000772	0.025758	-0.028128	0.010553	-0.157197	2.886815	0.465226	0.79246	0.006024	0.011024	100
NUM750	0.000259	0.001071	0.025758	-0.028128	0.010518	-0.197056	2.92641	0.669748	0.715428	0.025872	0.010952	100
NUM751	0.000409	0.001071	0.025758	-0.028128	0.010411	-0.21746	3.01798	0.789494	0.673851	0.040866	0.010731	100
NUM752	0.000444	0.001071	0.025758	-0.028128	0.010435	-0.221693	2.99801	0.819147	0.663933	0.04442	0.010779	100
NUM753	0.000209	0.000772	0.025758	-0.028128	0.010327	-0.203797	3.041618	0.699438	0.704886	0.020891	0.010557	100
NUM754	0.000319	0.001071	0.025758	-0.028128	0.010359	-0.227902	3.017221	0.866889	0.648272	0.031867	0.010624	100
NUM755	0.000837	0.001562	0.046621	-0.028128	0.011331	0.381746	4.869167	16.98626	0.000205	0.083669	0.012711	100
NUM756	0.000771	0.001071	0.046621	-0.028128	0.011331	0.398717	4.87874	17.35652	0.00017	0.077118	0.01271	100
NUM757	0.000895	0.001492	0.046621	-0.028128	0.011272	0.382731	4.953412	18.34063	0.000104	0.08945	0.012578	100
NUM758	0.000916	0.001492	0.046621	-0.028128	0.011249	0.385501	4.98105	18.82917	0.000082	0.091571	0.012529	100
NUM759	0.001303	0.001705	0.046621	-0.028128	0.011349	0.380779	4.861589	16.85619	0.000219	0.130262	0.012751	100
NUM760	0.001464	0.001705	0.046621	-0.028128	0.011677	0.481952	4.810896	17.53523	0.000156	0.146356	0.013499	100
NUM761	0.00158	0.001841	0.046621	-0.028128	0.011698	0.452819	4.759372	16.31487	0.000287	0.158022	0.013548	100
NUM762	0.001822	0.001937	0.046621	-0.028128	0.011516	0.470167	4.920704	19.05555	0.000073	0.182224	0.013128	100
NUM763	0.0019	0.001937	0.046621	-0.028128	0.011403	0.507238	5.017102	21.24109	0.000024	0.190038	0.012872	100
NUM764	0.001985	0.001937	0.046621	-0.028128	0.011355	0.499342	5.07935	22.1711	0.000015	0.198493	0.012764	100
NUM765	0.00181	0.001841	0.046621	-0.028128	0.011421	0.52097	5.010443	21.36466	0.000023	0.180951	0.012914	100
NUM766	0.001944	0.001841	0.046621	-0.028128	0.011513	0.493859	4.854589	18.3962	0.000101	0.194384	0.013123	100
NUM767	0.002377	0.001937	0.046621	-0.028128	0.011685	0.508945	4.714062	16.55877	0.000254	0.237746	0.013517	100
NUM768	0.002256	0.001841	0.046621	-0.028128	0.01172	0.530124	4.683262	16.48957	0.000263	0.225565	0.013599	100
NUM769	0.002336	0.001869	0.046621	-0.028128	0.011745	0.508913	4.630743	15.39706	0.000453	0.233617	0.013657	100
NUM770	0.001773	0.001705	0.046621	-0.032319	0.012043	0.312254	4.8285	15.55593	0.000419	0.177303	0.014358	100
NUM771	0.00164	0.001492	0.046621	-0.032319	0.012094	0.333288	4.769601	14.89922	0.000582	0.16396	0.014479	100
NUM772	0.002062	0.001705	0.046621	-0.032319	0.01249	0.387938	4.611313	13.3263	0.001277	0.206175	0.015444	100
NUM773	0.001973	0.001705	0.046621	-0.032319	0.012526	0.401355	4.572447	12.98722	0.001513	0.197318	0.015534	100
NUM774	0.001897	0.001214	0.046621	-0.032319	0.012517	0.419763	4.595598	13.54474	0.001145	0.189701	0.015511	100
NUM775	0.001821	0.000772	0.046621	-0.032319	0.012527	0.436255	4.592402	13.73757	0.00104	0.182092	0.015535	100
NUM776	0.001604	0.000604	0.046621	-0.032319	0.012589	0.464207	4.549059	13.58973	0.00112	0.160364	0.015691	100
NUM777	0.001456	0.000421	0.046621	-0.032319	0.012634	0.487191	4.513701	13.50295	0.001169	0.145632	0.015802	100
NUM778	0.001771	0.000604	0.046621	-0.032319	0.012842	0.460077	4.307375	10.64963	0.004869	0.177116	0.016328	100
NUM779	0.001888	0.000772	0.046621	-0.032319	0.012822	0.437609	4.317288	10.42189	0.005457	0.18878	0.016275	100
NUM780	0.001949	0.000772	0.046621	-0.032319	0.012847	0.42334	4.277165	9.783403	0.007509	0.194913	0.016339	100
NUM781	0.001945	0.000772	0.046621	-0.032319	0.012848	0.423899	4.275463	9.773193	0.007547	0.194523	0.016343	100
NUM782	0.00205	0.001214	0.046621	-0.032319	0.012818	0.405743	4.300153	9.787112	0.007495	0.204964	0.016266	100
NUM783	0.002095	0.001214	0.046621	-0.032319	0.012825	0.394842	4.285289	9.481538	0.008732	0.209476	0.016284	100
NUM784	0.002087	0.001214	0.046621	-0.032319	0.012835	0.392494	4.278629	9.379571	0.009189	0.208748	0.016309	100
NUM785	0.002169	0.001214	0.046621	-0.032319	0.012896	0.379241	4.20116	8.408674	0.014931	0.216851	0.016464	100
NUM786	0.002254	0.001214	0.046621	-0.032319	0.013008	0.38419	4.109941	7.593228	0.022447	0.225407	0.016752	100

Data	Mean	Median	Maximum	Minimum	Std. Dev.	Skewness	Kurtosis	Jarque-Bera	Probability	Sum	Sum Sq. Dev.	Observations
NUM787	0.002069	0.000772	0.046621	-0.032319	0.013043	0.415017	4.094375	7.860897	0.019635	0.206864	0.016843	100
NUM788	0.002068	0.000772	0.046621	-0.032319	0.013043	0.415122	4.094428	7.862822	0.019616	0.206819	0.016843	100
NUM789	0.001525	0.000604	0.046621	-0.052237	0.014129	-0.13396	5.171238	19.9419	0.000047	0.152541	0.019763	100
NUM790	0.001528	0.000604	0.046621	-0.052237	0.014126	-0.13396	5.174726	20.00506	0.000045	0.152817	0.019754	100
NUM791	0.001341	0.000604	0.046621	-0.052237	0.014288	-0.124953	4.989965	16.76006	0.000229	0.134077	0.020209	100
NUM792	0.00178	0.000772	0.046621	-0.052237	0.014792	-0.019749	4.81889	13.79134	0.001012	0.17801	0.021662	100
NUM793	0.001538	0.000604	0.046621	-0.052237	0.014945	-0.000812	4.666603	11.5732	0.003068	0.153821	0.022113	100
NUM794	0.001552	0.000604	0.046621	-0.052237	0.014954	-0.002599	4.657183	11.44285	0.003275	0.155192	0.022137	100
NUM795	0.001679	0.000772	0.046621	-0.052237	0.014987	-0.024804	4.618235	10.92145	0.00425	0.167917	0.022237	100
NUM796	0.001808	0.000772	0.046621	-0.052237	0.014899	-0.037825	4.713796	12.26175	0.002175	0.180823	0.021977	100
NUM797	0.001912	0.000772	0.046621	-0.052237	0.014963	-0.04958	4.643629	11.29729	0.003522	0.19121	0.022165	100
NUM798	0.001544	0.000772	0.046621	-0.052237	0.015533	-0.172509	4.521934	10.14717	0.00626	0.154415	0.023885	100
NUM799	0.00174	0.000772	0.046621	-0.052237	0.015311	-0.16428	4.698951	12.47661	0.001953	0.173953	0.023209	100
NUM800	0.00134	0.000604	0.046621	-0.052237	0.015543	-0.149258	4.527372	10.09158	0.006436	0.133958	0.023917	100
NUM801	0.001356	0.000604	0.046621	-0.052237	0.015549	-0.15185	4.52085	10.02174	0.006665	0.135631	0.023937	100
NUM802	0.000885	0.000421	0.046621	-0.052237	0.015952	-0.181944	4.352411	8.172623	0.016801	0.088457	0.025192	100
NUM803	0.001397	0.000604	0.051617	-0.052237	0.016739	0.032855	4.440941	8.669284	0.013107	0.139688	0.027739	100
NUM804	0.001348	0.000604	0.051617	-0.052237	0.016717	0.039937	4.463902	8.955787	0.011357	0.134797	0.027665	100
NUM805	0.001443	0.000604	0.051617	-0.052237	0.016883	0.073448	4.410205	8.376072	0.015176	0.144311	0.028219	100
NUM806	0.001079	0.000123	0.051617	-0.052237	0.01719	0.064202	4.238496	6.459832	0.039561	0.107852	0.029254	100
NUM807	0.001237	0.000604	0.051617	-0.052237	0.017161	0.039599	4.263305	6.675884	0.03551	0.123656	0.029156	100
NUM808	0.001601	0.000772	0.051617	-0.052237	0.017411	0.028	4.110037	5.147163	0.076262	0.160055	0.030012	100
NUM809	0.001657	0.001214	0.051617	-0.052237	0.017414	0.018381	4.107284	5.114291	0.077526	0.165665	0.030021	100
NUM810	0.001367	0.000772	0.051617	-0.052237	0.017636	0.026928	3.968596	3.921157	0.140777	0.136672	0.030792	100
NUM811	0.001305	0.000772	0.051617	-0.052237	0.017578	0.028295	4.009483	4.259408	0.118872	0.130538	0.030589	100
NUM812	0.001436	0.001214	0.051617	-0.052237	0.017561	0.007395	4.023734	4.367708	0.112607	0.143564	0.030531	100
NUM813	0.001245	0.001214	0.051617	-0.052237	0.017672	0.025602	3.939997	3.692569	0.157822	0.124465	0.030918	100
NUM814	0.001345	0.001777	0.051617	-0.052237	0.017682	0.009023	3.93107	3.6134	0.164195	0.134538	0.030953	100
NUM815	0.001269	0.001214	0.051617	-0.052237	0.017669	0.021508	3.942309	3.707486	0.15665	0.126914	0.030909	100
NUM816	0.001202	0.001214	0.051617	-0.052237	0.017646	0.031669	3.962466	3.876472	0.143958	0.120169	0.030828	100
NUM817	0.001242	0.001214	0.051617	-0.052237	0.017668	0.026582	3.94469	3.730274	0.154875	0.124196	0.030902	100
NUM818	0.00154	0.001777	0.051617	-0.052237	0.017567	-0.006232	4.015592	4.298263	0.116585	0.153964	0.030552	100
NUM819	0.001756	0.002719	0.051617	-0.052237	0.017596	-0.037833	3.993514	4.136651	0.126397	0.175561	0.030651	100
NUM820	0.001861	0.002799	0.051617	-0.052237	0.017566	-0.054081	4.020845	4.390935	0.111307	0.186064	0.030546	100
NUM821	0.001925	0.002799	0.051617	-0.052237	0.017538	-0.063346	4.045866	4.624529	0.099037	0.192546	0.03045	100
NUM822	0.001904	0.002799	0.051617	-0.052237	0.017548	-0.060428	4.036864	4.540387	0.103292	0.190437	0.030484	100
NUM823	0.001709	0.002	0.051617	-0.052237	0.017477	-0.035248	4.093358	5.001672	0.082016	0.170874	0.030239	100
NUM824	0.001834	0.002	0.051617	-0.052237	0.017557	-0.04666	4.029983	4.456552	0.107714	0.183433	0.030516	100
NUM825	0.002087	0.002799	0.051617	-0.052237	0.017499	-0.080835	4.080001	4.968917	0.083371	0.20867	0.030314	100
NUM826	0.001931	0.002799	0.051617	-0.052237	0.017638	-0.075276	3.980814	4.102759	0.128557	0.193114	0.030799	100
NUM827	0.002063	0.002799	0.051617	-0.052237	0.01771	-0.088993	3.925725	3.702691	0.157026	0.206296	0.031052	100
NUM828	0.001882	0.002799	0.051617	-0.052237	0.017922	-0.099189	3.814797	2.9302	0.231055	0.188214	0.031799	100
NUM829	0.002136	0.002799	0.051617	-0.052237	0.017671	-0.097328	3.956178	3.967367	0.137562	0.213646	0.030912	100

Data	Mean	Median	Maximum	Minimum	Std. Dev.	Skewness	Kurtosis	Jarque-Bera	Probability	Sum	Sum Sq. Dev.	Observations
NUM830	0.002282	0.002799	0.051617	-0.052237	0.017602	-0.116533	4.015374	4.522096	0.104241	0.228158	0.030674	100
NUM831	0.002264	0.002799	0.051617	-0.052237	0.017594	-0.114325	4.021888	4.568901	0.10183	0.226407	0.030646	100
NUM832	0.002281	0.002799	0.051617	-0.052237	0.017592	-0.117232	4.02475	4.604527	0.100032	0.228115	0.030637	100
NUM833	0.00223	0.002799	0.051617	-0.052237	0.017576	-0.109714	4.03731	4.684006	0.096135	0.223045	0.030583	100
NUM834	0.002396	0.002799	0.051617	-0.052237	0.017701	-0.117319	3.950561	3.994256	0.135725	0.239553	0.03102	100
NUM835	0.00257	0.003663	0.051617	-0.052237	0.017725	-0.14353	3.936436	3.99715	0.135528	0.256977	0.031102	100
NUM836	0.002487	0.003663	0.051617	-0.052237	0.017694	-0.132291	3.959897	4.13086	0.126764	0.248676	0.030994	100
NUM837	0.002393	0.002799	0.051617	-0.052237	0.017678	-0.117481	3.97079	4.156836	0.125128	0.239322	0.03094	100
NUM838	0.002458	0.003663	0.051617	-0.052237	0.017675	-0.128429	3.975275	4.238074	0.120147	0.245791	0.030929	100
NUM839	0.002466	0.003663	0.051617	-0.052237	0.017676	-0.129736	3.974568	4.237954	0.120155	0.246584	0.030933	100
NUM840	0.002283	0.002799	0.051617	-0.052237	0.017707	-0.101595	3.944262	3.887156	0.143191	0.228259	0.031041	100
NUM841	0.002356	0.003663	0.051617	-0.052237	0.017706	-0.11399	3.947033	3.953523	0.138517	0.235636	0.031037	100
NUM842	0.002428	0.003877	0.051617	-0.052237	0.017701	-0.126056	3.953662	4.054302	0.13171	0.242794	0.031018	100
NUM843	0.002595	0.003877	0.051617	-0.052237	0.0176	-0.144499	4.036829	4.827226	0.089491	0.259534	0.030665	100
NUM844	0.002698	0.004309	0.051617	-0.052237	0.017619	-0.160433	4.023334	4.792362	0.091065	0.26978	0.030732	100
NUM845	0.002548	0.003877	0.051617	-0.052237	0.017601	-0.137202	4.033692	4.765906	0.092278	0.254835	0.030671	100
NUM846	0.002582	0.003877	0.051617	-0.052237	0.017592	-0.142706	4.043167	4.87357	0.087442	0.258186	0.030638	100
NUM847	0.002583	0.003877	0.051617	-0.052237	0.017592	-0.14282	4.043298	4.875251	0.087368	0.258253	0.030638	100
NUM848	0.002695	0.00424	0.051617	-0.052237	0.017637	-0.15727	4.008819	4.652713	0.097651	0.269517	0.030794	100
NUM849	0.002398	0.003663	0.051617	-0.052237	0.017674	-0.118539	3.971709	4.168433	0.124405	0.239789	0.030925	100
NUM850	0.002204	0.002799	0.051617	-0.052237	0.017716	-0.089589	3.933289	3.763057	0.152357	0.220384	0.031071	100
NUM851	0.001893	0.002799	0.051617	-0.052237	0.018017	-0.094682	3.780937	2.690505	0.260474	0.189269	0.032138	100
NUM852	0.001939	0.002799	0.051617	-0.052237	0.018042	-0.099878	3.762873	2.591158	0.273739	0.193939	0.032226	100
NUM853	0.002249	0.003663	0.051617	-0.052237	0.018157	-0.129489	3.698067	2.309863	0.315079	0.224908	0.03264	100
NUM854	0.002237	0.003663	0.051617	-0.052237	0.018153	-0.127798	3.700872	2.318962	0.313649	0.223709	0.032625	100
NUM855	0.001891	0.003663	0.051617	-0.052237	0.017621	-0.241031	3.737846	3.236672	0.198228	0.189123	0.030739	100
NUM856	0.001848	0.003663	0.051617	-0.052237	0.017637	-0.233994	3.722419	3.087091	0.213622	0.184777	0.030796	100
NUM857	0.001703	0.003663	0.051617	-0.052237	0.017698	-0.212758	3.669015	2.61935	0.269908	0.170344	0.031008	100
NUM858	0.001751	0.003663	0.051617	-0.052237	0.017673	-0.219599	3.690304	2.789227	0.247929	0.175117	0.030922	100
NUM859	0.001621	0.003663	0.051617	-0.052237	0.01756	-0.219128	3.75677	3.186538	0.20326	0.162059	0.030527	100
NUM860	0.001299	0.002799	0.051617	-0.052237	0.017278	-0.232806	3.882317	4.146994	0.125745	0.129921	0.029554	100
NUM861	0.001208	0.002	0.051617	-0.052237	0.017258	-0.218785	3.894572	4.132189	0.12668	0.120827	0.029488	100
NUM862	0.001302	0.002	0.051617	-0.052237	0.017305	-0.228847	3.860927	3.961164	0.137989	0.130184	0.029648	100
NUM863	0.001394	0.002	0.051617	-0.052237	0.017266	-0.243208	3.899158	4.354521	0.113352	0.13939	0.029512	100
NUM864	0.001434	0.002799	0.051617	-0.052237	0.017267	-0.250166	3.900642	4.422867	0.109543	0.143418	0.029516	100
NUM865	0.001613	0.003663	0.051617	-0.052237	0.017228	-0.278969	3.944245	5.012057	0.081592	0.161334	0.029383	100
NUM866	0.001455	0.002799	0.051617	-0.052237	0.017164	-0.260759	3.987829	5.199111	0.074307	0.145525	0.029164	100
NUM867	0.001111	0.002	0.051617	-0.052237	0.016962	-0.250548	4.093614	6.029534	0.049057	0.111146	0.028483	100
NUM868	0.001047	0.002	0.051617	-0.052237	0.017006	-0.24256	4.052699	5.597988	0.060871	0.104676	0.028631	100
NUM869	0.000876	0.001586	0.051617	-0.052237	0.017001	-0.215134	4.047856	5.346387	0.069031	0.087646	0.028614	100
NUM870	0.001225	0.002	0.051617	-0.052237	0.016668	-0.211115	4.236174	7.110018	0.028581	0.122478	0.027503	100
NUM871	0.00147	0.002296	0.051617	-0.052237	0.016688	-0.246215	4.231362	7.328077	0.025629	0.147004	0.027572	100
NUM872	0.000998	0.002	0.051617	-0.052237	0.016413	-0.260599	4.327783	8.477733	0.014424	0.099782	0.026671	100

Data	Mean	Median	Maximum	Minimum	Std. Dev.	Skewness	Kurtosis	Jarque-Bera	Probability	Sum	Sum Sq. Dev.	Observations
NUM873	0.001186	0.002296	0.051617	-0.052237	0.016423	-0.290806	4.331195	8.793128	0.01232	0.118633	0.026702	100
NUM874	0.001345	0.003015	0.051617	-0.052237	0.016485	-0.309963	4.284128	8.472058	0.014465	0.134541	0.026903	100
NUM875	0.001435	0.003663	0.051617	-0.052237	0.016482	-0.326028	4.293411	8.742031	0.012638	0.143477	0.026895	100
NUM876	0.002066	0.003813	0.051617	-0.052237	0.01713	-0.158953	4.370849	8.251219	0.016154	0.206607	0.02905	100
NUM877	0.002156	0.003813	0.051617	-0.052237	0.017092	-0.172703	4.411439	8.797773	0.012291	0.215602	0.02892	100
NUM878	0.001983	0.003813	0.051617	-0.052237	0.016938	-0.173473	4.528188	10.23221	0.005999	0.198331	0.028402	100
NUM879	0.001778	0.003663	0.051617	-0.052237	0.017021	-0.144984	4.443403	9.031218	0.010937	0.177768	0.02868	100
NUM880	0.001534	0.003015	0.051617	-0.052237	0.017073	-0.11013	4.388596	8.236307	0.016275	0.153434	0.028857	100
NUM881	0.001427	0.003015	0.051617	-0.052237	0.017141	-0.09821	4.324344	7.468617	0.02389	0.14271	0.029089	100
NUM882	0.001494	0.00316	0.051617	-0.052237	0.017163	-0.10827	4.305183	7.293305	0.026078	0.149411	0.029162	100
NUM883	0.001672	0.00316	0.051617	-0.052237	0.017305	-0.114214	4.199076	6.208182	0.044865	0.167248	0.029647	100
NUM884	0.002043	0.003813	0.051617	-0.052237	0.017328	-0.153085	4.19425	6.333219	0.042146	0.204277	0.029727	100
NUM885	0.001924	0.003813	0.051617	-0.052237	0.017274	-0.138789	4.238968	6.71704	0.034787	0.192371	0.029542	100
NUM886	0.001776	0.003813	0.051617	-0.052237	0.017152	-0.135021	4.331408	7.689871	0.021388	0.177614	0.029125	100
NUM887	0.00189	0.003813	0.051617	-0.052237	0.017114	-0.153105	4.372144	8.235599	0.01628	0.189038	0.028995	100
NUM888	0.001898	0.003813	0.051617	-0.052237	0.017114	-0.154357	4.372237	8.24308	0.01622	0.189751	0.028996	100
NUM889	0.002473	0.003822	0.051617	-0.040038	0.016219	0.089223	4.133067	5.48202	0.064505	0.247291	0.026044	100
NUM890	0.002674	0.004249	0.051617	-0.040038	0.016146	0.062628	4.19567	6.022145	0.049239	0.267422	0.025807	100
NUM891	0.002977	0.00476	0.051617	-0.040038	0.015998	0.037571	4.30658	7.136659	0.028203	0.297707	0.025337	100
NUM892	0.002592	0.004249	0.051617	-0.040038	0.015554	-0.021926	4.484627	9.19184	0.010093	0.259173	0.023949	100
NUM893	0.002625	0.004249	0.051617	-0.040038	0.015509	-0.016952	4.515648	9.576404	0.008327	0.262476	0.023812	100
NUM894	0.002503	0.003822	0.051617	-0.040038	0.01549	0.004905	4.53687	9.841939	0.007292	0.2503	0.023754	100
NUM895	0.00242	0.003813	0.051617	-0.040038	0.015461	0.018814	4.569388	10.26831	0.005892	0.242017	0.023666	100

Output Eviews JAKIFNR

Data	Mean	Median	Maximum	Minimum	Std. Dev.	Skewness	Kurtosis	Jarque-Bera	Probability	Sum	Sum Sq. Dev.	Observations
NUM101	0.000539	0.000598	0.030481	-0.040268	0.012501	-0.093529	3.195528	0.305091	0.85852	0.053941	0.01547	100
NUM102	0.000648	0.001184	0.030481	-0.040268	0.012516	-0.117123	3.184234	0.370056	0.831081	0.06481	0.015509	100
NUM103	0.000753	0.001543	0.030481	-0.040268	0.012497	-0.140722	3.206975	0.508541	0.775482	0.075328	0.015461	100
NUM104	0.001006	0.001882	0.030481	-0.040268	0.01262	-0.162065	3.144052	0.524216	0.769428	0.100567	0.015767	100
NUM105	0.001207	0.002122	0.030481	-0.040268	0.01266	-0.196131	3.123922	0.705109	0.70289	0.120659	0.015868	100
NUM106	0.001219	0.002122	0.030481	-0.040268	0.012646	-0.195903	3.132913	0.713238	0.700039	0.121901	0.015833	100
NUM107	0.001428	0.002516	0.030481	-0.040268	0.012693	-0.229393	3.111739	0.929039	0.628437	0.142757	0.01595	100
NUM108	0.001633	0.002962	0.030481	-0.040268	0.012661	-0.268139	3.152779	1.295566	0.523205	0.163275	0.015869	100
NUM109	0.00148	0.002962	0.030481	-0.040268	0.012512	-0.280002	3.228357	1.523963	0.466741	0.147967	0.015499	100
NUM110	0.001433	0.002962	0.030481	-0.040268	0.012445	-0.296746	3.248829	1.725619	0.421975	0.143286	0.015332	100
NUM111	0.001672	0.002962	0.032124	-0.040268	0.012801	-0.190531	3.250703	0.866916	0.648263	0.167166	0.016222	100
NUM112	0.001653	0.002962	0.032124	-0.040268	0.012803	-0.186195	3.247356	0.832747	0.659434	0.165337	0.016228	100
NUM113	0.001546	0.002962	0.032124	-0.040268	0.012843	-0.164257	3.204825	0.624478	0.731807	0.154574	0.01633	100
NUM114	0.001264	0.002417	0.032124	-0.040268	0.013047	-0.151379	3.100463	0.423982	0.808972	0.126384	0.016853	100
NUM115	0.001538	0.002962	0.032124	-0.040268	0.013266	-0.144165	3.023949	0.348784	0.839968	0.153776	0.017423	100
NUM116	0.001749	0.002962	0.032124	-0.040268	0.013101	-0.158425	3.124987	0.483398	0.785293	0.174915	0.016991	100
NUM117	0.001657	0.002962	0.032124	-0.040268	0.013185	-0.152431	3.06551	0.405134	0.816632	0.165661	0.01721	100
NUM118	0.001791	0.002962	0.032124	-0.040268	0.013097	-0.170537	3.136824	0.562719	0.754757	0.179058	0.016981	100
NUM119	0.001927	0.002962	0.032124	-0.040268	0.012949	-0.168293	3.223059	0.679354	0.712	0.192715	0.016599	100
NUM120	0.001498	0.002417	0.032124	-0.040268	0.012902	-0.164276	3.206866	0.628084	0.730488	0.149753	0.016479	100
NUM121	0.001131	0.00201	0.032124	-0.040268	0.013204	-0.180751	3.14019	0.626405	0.731102	0.113088	0.01726	100
NUM122	0.001697	0.002417	0.032124	-0.027665	0.012611	0.034056	2.591735	0.713833	0.699831	0.169701	0.015745	100
NUM123	0.001859	0.002417	0.038144	-0.027665	0.012973	0.18015	2.879843	0.60106	0.740426	0.185892	0.016661	100
NUM124	0.001487	0.002417	0.038144	-0.037476	0.013555	-0.007465	3.134303	0.076084	0.962672	0.148745	0.018189	100
NUM125	0.00155	0.002417	0.038144	-0.037476	0.013626	-0.003147	3.097199	0.03953	0.980429	0.15499	0.018381	100
NUM126	0.001695	0.002962	0.038144	-0.037476	0.0136	-0.031306	3.119437	0.075773	0.962822	0.169521	0.01831	100
NUM127	0.001177	0.002417	0.038144	-0.037476	0.013925	-0.093098	3.18697	0.290111	0.864974	0.117687	0.019196	100
NUM128	0.001193	0.002962	0.038144	-0.037476	0.013927	-0.096528	3.185641	0.298888	0.861187	0.119315	0.019201	100
NUM129	0.001822	0.003217	0.041699	-0.037476	0.01432	0.047191	3.421897	0.77877	0.677474	0.182193	0.020302	100
NUM130	0.001555	0.002962	0.041699	-0.037476	0.014329	0.086759	3.420564	0.86243	0.649719	0.155531	0.020327	100
NUM131	0.001567	0.002962	0.041699	-0.037476	0.014323	0.085035	3.425608	0.875275	0.64556	0.156709	0.02031	100
NUM132	0.001478	0.002962	0.041699	-0.037476	0.01428	0.099827	3.465371	1.068464	0.586119	0.147756	0.020189	100
NUM133	0.00151	0.002962	0.041699	-0.037476	0.01425	0.09952	3.486203	1.150041	0.562693	0.150951	0.020105	100
NUM134	0.000603	0.002404	0.041699	-0.066794	0.01563	-0.626485	5.920182	42.07249	0	0.060251	0.024186	100
NUM135	0.000107	0.001869	0.041699	-0.066794	0.016205	-0.66433	5.556578	34.5893	0	0.010708	0.025999	100
NUM136	0.000703	0.001869	0.071702	-0.066794	0.01768	0.057726	6.649227	55.54245	0	0.070285	0.030945	100
NUM137	0.000317	0.001543	0.071702	-0.066794	0.018003	0.049114	6.320096	45.96952	0	0.031721	0.032086	100
NUM138	0.000764	0.001869	0.071702	-0.066794	0.018282	0.039527	6.052776	38.85704	0	0.076444	0.03309	100
NUM139	0.000819	0.002404	0.071702	-0.066794	0.018292	0.030839	6.039405	38.50745	0	0.081897	0.033126	100
NUM140	0.000932	0.002404	0.071702	-0.066794	0.018387	0.025269	5.931362	35.81432	0	0.093224	0.03347	100

Data	Mean	Median	Maximum	Minimum	Std. Dev.	Skewness	Kurtosis	Jarque-Bera	Probability	Sum	Sum Sq. Dev.	Observations
NUM141	0.00099	0.002404	0.071702	-0.066794	0.018411	0.017492	5.901382	35.08018	0	0.098952	0.033557	100
NUM142	0.00073	0.001869	0.071702	-0.066794	0.01841	0.05287	5.904285	35.19187	0	0.073025	0.033554	100
NUM143	0.000362	0.000958	0.071702	-0.066794	0.018344	0.091729	5.980381	37.15136	0	0.036229	0.033314	100
NUM144	0.000568	0.001869	0.071702	-0.066794	0.018334	0.061757	5.989858	37.31046	0	0.056756	0.033276	100
NUM145	0.000605	0.001869	0.071702	-0.066794	0.018354	0.057053	5.964797	36.67935	0	0.060539	0.033348	100
NUM146	0.000752	0.001869	0.071702	-0.066794	0.018471	0.048435	5.833202	33.48508	0	0.075214	0.033775	100
NUM147	0.00061	0.001442	0.071702	-0.066794	0.018411	0.067134	5.90625	35.26799	0	0.060967	0.033559	100
NUM148	0.00062	0.001442	0.071702	-0.066794	0.018404	0.066417	5.915102	35.48109	0	0.062016	0.033531	100
NUM149	0.000502	0.000659	0.071702	-0.066794	0.018388	0.08492	5.937199	36.0666	0	0.050226	0.033473	100
NUM150	0.000599	0.000659	0.071702	-0.066794	0.018434	0.072465	5.879505	34.63564	0	0.059862	0.03364	100
NUM151	0.000348	5.35E-05	0.071702	-0.066794	0.018537	0.098691	5.768196	32.09112	0	0.034825	0.034018	100
NUM152	0.000418	5.35E-05	0.071702	-0.066794	0.018498	0.091678	5.812844	33.10712	0	0.041776	0.033874	100
NUM153	0.000686	0.000659	0.071702	-0.066794	0.018363	0.068309	5.956913	36.50834	0	0.068561	0.033384	100
NUM154	0.000355	5.35E-05	0.071702	-0.066794	0.018117	0.081	6.216159	43.20801	0	0.035462	0.032496	100
NUM155	0.000238	-0.000106	0.071702	-0.066794	0.018097	0.099524	6.246266	44.07443	0	0.023751	0.032422	100
NUM156	0.00031	5.35E-05	0.071702	-0.066794	0.018092	0.087724	6.251299	44.17385	0	0.031006	0.032405	100
NUM157	0.000295	5.35E-05	0.071702	-0.066794	0.01809	0.090277	6.254341	44.26388	0	0.029466	0.032398	100
NUM158	0.000428	5.35E-05	0.071702	-0.066794	0.018322	0.130953	6.095522	40.21188	0	0.042818	0.033234	100
NUM159	0.000223	-0.000106	0.071702	-0.066794	0.018439	0.147499	5.963935	36.9664	0	0.022289	0.033661	100
NUM160	0.000546	0.000538	0.071702	-0.066794	0.018377	0.111612	6.025427	38.34599	0	0.054573	0.033433	100
NUM161	0.00055	0.000538	0.071702	-0.066794	0.018374	0.111242	6.028498	38.42207	0	0.054987	0.033423	100
NUM162	0.000552	0.000538	0.071702	-0.066794	0.018373	0.110969	6.029751	38.45271	0	0.055212	0.03342	100
NUM163	0.000699	0.000538	0.071702	-0.066794	0.018473	0.097437	5.91039	35.45145	0	0.069935	0.033784	100
NUM164	0.000717	0.000538	0.071702	-0.066794	0.018476	0.0946	5.905717	35.32911	0	0.071706	0.033796	100
NUM165	0.000951	0.001442	0.071702	-0.066794	0.018538	0.063432	5.830119	33.44027	0	0.095093	0.034021	100
NUM166	0.001549	0.001791	0.071702	-0.066794	0.018902	0.081024	5.605232	28.38955	0.000001	0.154927	0.03537	100
NUM167	0.001876	0.001919	0.071702	-0.066794	0.019087	0.056559	5.426868	24.59369	0.000005	0.187615	0.036067	100
NUM168	0.001797	0.001919	0.071702	-0.066794	0.019112	0.067349	5.400042	24.07644	0.000006	0.179712	0.036163	100
NUM169	0.00211	0.002361	0.071702	-0.066794	0.01902	0.034146	5.487697	25.80542	0.000002	0.210973	0.035813	100
NUM170	0.002269	0.002361	0.071702	-0.066794	0.019171	0.031972	5.348794	23.00385	0.00001	0.226937	0.036384	100
NUM171	0.002347	0.00268	0.071702	-0.066794	0.019156	0.02037	5.364519	23.30254	0.000009	0.234731	0.036328	100
NUM172	0.002302	0.002317	0.071702	-0.066794	0.019155	0.027397	5.365894	23.33523	0.000009	0.230246	0.036324	100
NUM173	0.002385	0.002427	0.071702	-0.066794	0.019136	0.015308	5.385971	23.72414	0.000007	0.238503	0.036254	100
NUM174	0.0026	0.00268	0.071702	-0.066794	0.019181	-0.013478	5.338844	22.79549	0.000011	0.260007	0.036425	100
NUM175	0.002173	0.002427	0.071702	-0.066794	0.019276	0.022369	5.260585	21.30103	0.000024	0.217273	0.036784	100
NUM176	0.002196	0.002427	0.071702	-0.066794	0.019273	0.018778	5.263562	21.35467	0.000023	0.219611	0.036774	100
NUM177	0.001961	0.002427	0.071702	-0.066794	0.019471	0.024433	5.096576	18.32509	0.000105	0.196083	0.037534	100
NUM178	0.00155	0.002427	0.071702	-0.066794	0.019948	-0.019414	4.850702	14.27752	0.000794	0.154957	0.039393	100
NUM179	0.002236	0.00268	0.071702	-0.066794	0.020471	0.035922	4.715184	12.27924	0.002156	0.223581	0.041489	100
NUM180	0.002022	0.00268	0.071702	-0.066794	0.020607	0.051109	4.611727	10.86714	0.004367	0.202209	0.04204	100
NUM181	0.002182	0.00268	0.071702	-0.066794	0.020743	0.044635	4.513029	9.571771	0.008347	0.218222	0.042596	100
NUM182	0.002133	0.00268	0.071702	-0.066794	0.020731	0.051382	4.523313	9.712682	0.007779	0.213347	0.042549	100
NUM183	0.002266	0.00268	0.071702	-0.066794	0.020687	0.035068	4.558895	10.14614	0.006263	0.226637	0.042369	100

Pengukuran risiko..., Yose Yamani, FE UI, 2010

Data	Mean	Median	Maximum	Minimum	Std. Dev.	Skewness	Kurtosis	Jarque-Bera	Probability	Sum	Sum Sq. Dev.	Observations
NUM184	0.001984	0.00268	0.071702	-0.066794	0.020886	0.048328	4.425832	8.509743	0.014195	0.1984	0.043188	100
NUM185	0.0016	0.002427	0.071702	-0.066794	0.021215	0.045771	4.25595	6.607457	0.036746	0.160038	0.044558	100
NUM186	0.001967	0.00268	0.071702	-0.066794	0.02125	0.007117	4.230957	6.314404	0.042545	0.196708	0.044707	100
NUM187	0.00204	0.00268	0.071702	-0.066794	0.021271	-0.002351	4.214764	6.148644	0.046221	0.204042	0.044795	100
NUM188	0.001718	0.002427	0.071702	-0.066794	0.02131	0.033743	4.189214	5.911597	0.052037	0.171801	0.044959	100
NUM189	0.00196	0.00268	0.071702	-0.066794	0.021279	0.003872	4.211102	6.11178	0.047081	0.195986	0.044827	100
NUM190	0.002068	0.00268	0.071702	-0.066794	0.021332	-0.007391	4.172262	5.726739	0.057076	0.20679	0.045052	100
NUM191	0.001926	0.00268	0.071702	-0.066794	0.021411	0.00576	4.117327	5.2023	0.074188	0.192623	0.045385	100
NUM192	0.001979	0.00268	0.071702	-0.066794	0.021396	-0.001097	4.128569	5.306972	0.070405	0.197938	0.045321	100
NUM193	0.001858	0.002427	0.071702	-0.066794	0.021426	0.014493	4.106706	5.106823	0.077816	0.185804	0.045447	100
NUM194	0.001846	0.002427	0.071702	-0.066794	0.021424	0.016219	4.107812	5.117918	0.077385	0.184563	0.045441	100
NUM195	0.001734	0.002427	0.071702	-0.066794	0.021485	0.026718	4.065918	4.745983	0.093202	0.173405	0.0457	100
NUM196	0.001928	0.00268	0.071702	-0.066794	0.021519	0.002177	4.041295	4.517972	0.104456	0.192768	0.045845	100
NUM197	0.00175	0.002427	0.071702	-0.066794	0.021571	0.023535	4.005843	4.224735	0.120951	0.174955	0.046063	100
NUM198	0.001552	0.002145	0.071702	-0.066794	0.021598	0.048524	3.988311	4.109073	0.128152	0.155213	0.046179	100
NUM199	0.001409	0.002145	0.071702	-0.066794	0.021713	0.054072	3.92122	3.584756	0.166564	0.140854	0.046676	100
NUM200	0.001501	0.002145	0.071702	-0.066794	0.021687	0.042658	3.938969	3.703922	0.156929	0.15009	0.046562	100
NUM201	0.00153	0.002145	0.071702	-0.066794	0.021699	0.039234	3.930631	3.634293	0.162489	0.152978	0.046612	100
NUM202	0.00136	0.002036	0.071702	-0.066794	0.021715	0.061282	3.920563	3.593573	0.165831	0.135979	0.046684	100
NUM203	0.00148	0.002036	0.071702	-0.066794	0.021761	0.047163	3.888166	3.3239	0.189769	0.147968	0.046882	100
NUM204	0.001134	0.001919	0.071702	-0.066794	0.021746	0.084941	3.90158	3.507106	0.173158	0.113395	0.046816	100
NUM205	0.001136	0.001919	0.071702	-0.066794	0.021747	0.084703	3.900606	3.499126	0.17385	0.113637	0.046822	100
NUM206	0.001506	0.002036	0.071702	-0.066794	0.021827	0.047562	3.8508	3.053791	0.217209	0.1506	0.047165	100
NUM207	0.001146	0.001919	0.071702	-0.066794	0.021906	0.082791	3.810255	2.849708	0.240544	0.114605	0.047508	100
NUM208	0.001235	0.001919	0.071702	-0.066794	0.02196	0.074548	3.775847	2.600701	0.272436	0.123496	0.047741	100
NUM209	0.001152	0.001492	0.071702	-0.066794	0.021957	0.085778	3.778822	2.64998	0.265806	0.115232	0.047729	100
NUM210	0.001198	0.001492	0.071702	-0.066794	0.021995	0.083343	3.756713	2.501662	0.286267	0.11984	0.047896	100
NUM211	0.000988	0.001492	0.071702	-0.066794	0.021796	0.086705	3.857743	3.190811	0.202826	0.098799	0.047033	100
NUM212	0.000946	0.001492	0.071702	-0.066794	0.021804	0.092203	3.853181	3.174678	0.204469	0.094611	0.047065	100
NUM213	0.001134	0.001919	0.071702	-0.066794	0.021802	0.067887	3.851563	3.098309	0.212428	0.11338	0.047058	100
NUM214	0.001448	0.002036	0.071702	-0.066794	0.021692	0.038081	3.913982	3.504852	0.173353	0.144799	0.046583	100
NUM215	0.00112	0.001919	0.071702	-0.066794	0.021572	0.069758	3.98915	4.157839	0.125065	0.112041	0.046069	100
NUM216	0.000869	0.001492	0.071702	-0.066794	0.021707	0.08921	3.909672	3.580573	0.166912	0.086921	0.04665	100
NUM217	0.000878	0.001492	0.071702	-0.066794	0.021702	0.088699	3.913243	3.606179	0.164789	0.087754	0.046625	100
NUM218	0.000533	0.001492	0.071702	-0.066794	0.02199	0.089814	3.785444	2.704956	0.258599	0.053273	0.047872	100
NUM219	0.000484	0.001492	0.071702	-0.066794	0.022008	0.095273	3.774199	2.648716	0.265974	0.048419	0.047952	100
NUM220	0.000687	0.001861	0.071702	-0.066794	0.021926	0.074959	3.822239	2.910631	0.233327	0.068667	0.047594	100
NUM221	0.001098	0.001978	0.071702	-0.066794	0.021774	0.043998	3.896269	3.37934	0.18458	0.109842	0.046938	100
NUM222	0.000915	0.001861	0.071702	-0.066794	0.021722	0.066281	3.933422	3.703541	0.156959	0.091468	0.046712	100
NUM223	0.000564	0.001861	0.071702	-0.066794	0.021395	0.065363	4.088244	5.005684	0.081852	0.056361	0.045318	100
NUM224	0.000842	0.001861	0.071702	-0.066794	0.021074	0.087147	4.229746	6.427718	0.040201	0.084171	0.043968	100
NUM225	0.000563	0.001492	0.071702	-0.066794	0.021003	0.119679	4.286165	7.131303	0.028279	0.056263	0.043671	100
NUM226	0.000593	0.001492	0.071702	-0.066794	0.021013	0.115724	4.277038	7.018307	0.029922	0.059274	0.043715	100

Data	Mean	Median	Maximum	Minimum	Std. Dev.	Skewness	Kurtosis	Jarque-Bera	Probability	Sum	Sum Sq. Dev.	Observations
NUM227	0.001044	0.001861	0.071702	-0.066794	0.020767	0.099169	4.40288	8.364206	0.015266	0.104385	0.042697	100
NUM228	0.000992	0.001492	0.071702	-0.066794	0.020767	0.106601	4.404031	8.403163	0.014972	0.099241	0.042696	100
NUM229	0.00044	0.001095	0.071702	-0.066794	0.020405	0.109778	4.573513	10.51729	0.005202	0.043971	0.041221	100
NUM230	0.000311	0.001095	0.071702	-0.066794	0.020526	0.109743	4.492085	9.477047	0.008752	0.031053	0.04171	100
NUM231	-0.000165	0.001095	0.071702	-0.066794	0.021193	0.008809	4.349063	7.584504	0.022545	-0.016514	0.044467	100
NUM232	-0.000712	0.000782	0.071702	-0.066794	0.021786	-0.044058	4.185146	5.884728	0.052741	-0.071191	0.046989	100
NUM233	-0.000372	0.001095	0.071702	-0.066794	0.021904	-0.074905	4.115371	5.277066	0.071466	-0.037224	0.047497	100
NUM234	0.0002	0.001095	0.071702	-0.052686	0.020874	0.15702	3.921742	3.950959	0.138695	0.019981	0.043137	100
NUM235	0.000203	0.001095	0.071702	-0.052686	0.020867	0.158856	3.92119	3.956382	0.138319	0.020338	0.043106	100
NUM236	-0.001412	0.000782	0.051476	-0.089868	0.02152	-0.745103	5.095587	27.55083	0.000001	-0.141233	0.045846	100
NUM237	-0.000246	0.001095	0.083032	-0.089868	0.022876	-0.235258	5.87756	35.42391	0	-0.024635	0.051807	100
NUM238	-0.00034	0.001095	0.083032	-0.089868	0.022752	-0.248242	5.963723	37.62562	0	-0.03402	0.051249	100
NUM239	1.45E-05	0.001095	0.083032	-0.089868	0.023138	-0.219147	5.705271	31.29413	0	0.001453	0.053002	100
NUM240	-0.000457	0.000782	0.083032	-0.089868	0.023172	-0.17862	5.662105	30.06011	0	-0.045697	0.053156	100
NUM241	-0.000627	0.000213	0.083032	-0.089868	0.023146	-0.158507	5.681512	30.37917	0	-0.062733	0.053038	100
NUM242	-0.000516	0.000213	0.083032	-0.089868	0.023117	-0.172379	5.712397	31.14981	0	-0.051612	0.052907	100
NUM243	-0.000177	0.000782	0.083032	-0.089868	0.023158	-0.206987	5.687598	30.81065	0	-0.017657	0.053092	100
NUM244	-0.00024	0.000782	0.083032	-0.089868	0.023139	-0.200036	5.703607	31.12311	0	-0.023975	0.053005	100
NUM245	-9.62E-05	0.000782	0.083032	-0.089868	0.02326	-0.201885	5.607465	29.00793	0.000001	-0.009621	0.05356	100
NUM246	-0.000194	0.000782	0.083032	-0.089868	0.023184	-0.198857	5.66949	30.35147	0	-0.019436	0.053211	100
NUM247	-0.000473	0.000213	0.083032	-0.089868	0.023334	-0.173934	5.532549	27.22839	0.000001	-0.047266	0.053903	100
NUM248	-0.000541	0.000213	0.083032	-0.089868	0.023379	-0.167934	5.491607	26.33715	0.000002	-0.054112	0.054111	100
NUM249	-0.000368	0.000782	0.083032	-0.089868	0.023426	-0.186564	5.454784	25.68828	0.000003	-0.036774	0.054327	100
NUM250	-0.000386	0.000782	0.083032	-0.089868	0.023415	-0.185267	5.463475	25.85835	0.000002	-0.038591	0.054278	100
NUM251	-8.26E-05	0.001443	0.083032	-0.089868	0.02336	-0.21899	5.521278	27.28613	0.000001	-0.00826	0.054024	100
NUM252	3.35E-05	0.001861	0.083032	-0.089868	0.023357	-0.233743	5.528881	27.55742	0.000001	0.003346	0.054009	100
NUM253	-9.16E-05	0.001443	0.083032	-0.089868	0.023365	-0.217829	5.516809	27.18384	0.000001	-0.00916	0.054045	100
NUM254	4.53E-05	0.001861	0.083032	-0.089868	0.02339	-0.233654	5.498962	26.92995	0.000001	0.004526	0.054161	100
NUM255	6.51E-05	0.001861	0.083032	-0.089868	0.023388	-0.236233	5.500942	26.99139	0.000001	0.006506	0.054155	100
NUM256	0.000175	0.001861	0.083032	-0.089868	0.023427	-0.247222	5.470684	26.45314	0.000002	0.017491	0.054333	100
NUM257	0.00023	0.001978	0.083032	-0.089868	0.023437	-0.253652	5.463491	26.35893	0.000002	0.022964	0.054381	100
NUM258	-0.00021	0.001464	0.083032	-0.089868	0.023125	-0.252365	5.667581	30.71143	0	-0.020964	0.052943	100
NUM259	1.07E-05	0.001781	0.083032	-0.089868	0.023036	-0.277353	5.759907	33.01994	0	0.001073	0.052536	100
NUM260	-0.000121	0.001364	0.083032	-0.089868	0.022999	-0.263314	5.790097	33.59159	0	-0.012057	0.052366	100
NUM261	3.20E-05	0.001781	0.083032	-0.089868	0.022979	-0.282956	5.816809	34.39446	0	0.003201	0.052277	100
NUM262	-0.000194	0.001781	0.083032	-0.089868	0.023167	-0.269156	5.649479	30.45633	0	-0.019436	0.053134	100
NUM263	-0.000721	0.001364	0.083032	-0.089868	0.023293	-0.230174	5.534737	27.65338	0.000001	-0.072069	0.053714	100
NUM264	-0.000747	0.001364	0.083032	-0.089868	0.023288	-0.227078	5.538535	27.71007	0.000001	-0.074678	0.05369	100
NUM265	-0.000961	0.000782	0.083032	-0.089868	0.023218	-0.206073	5.593253	28.72843	0.000001	-0.096146	0.05337	100
NUM266	-0.001152	0.000782	0.083032	-0.089868	0.022935	-0.245435	5.748524	32.48057	0	-0.115229	0.052074	100
NUM267	-0.00189	0.000213	0.083032	-0.089868	0.02315	-0.233664	5.605354	29.19276	0	-0.189026	0.053057	100
NUM268	-0.001756	0.000782	0.083032	-0.089868	0.023152	-0.250595	5.608831	29.40497	0	-0.175586	0.053067	100
NUM269	-0.001618	0.000782	0.083032	-0.089868	0.023276	-0.249779	5.515254	27.40026	0.000001	-0.161791	0.053635	100

Data	Mean	Median	Maximum	Minimum	Std. Dev.	Skewness	Kurtosis	Jarque-Bera	Probability	Sum	Sum Sq. Dev.	Observations
NUM270	-0.002341	0.000213	0.083032	-0.089868	0.023468	-0.232265	5.388009	24.65989	0.000004	-0.234131	0.054522	100
NUM271	-0.002455	-0.000118	0.083032	-0.089868	0.023471	-0.217805	5.380602	24.40426	0.000005	-0.24555	0.054538	100
NUM272	-0.002555	-0.000284	0.083032	-0.089868	0.023479	-0.205119	5.36951	24.09531	0.000006	-0.255469	0.054576	100
NUM273	-0.002308	-0.000284	0.083032	-0.089868	0.023658	-0.212474	5.241256	21.68254	0.00002	-0.230828	0.055413	100
NUM274	-0.00233	-0.000284	0.083032	-0.089868	0.023641	-0.211858	5.254067	21.91813	0.000017	-0.233033	0.055331	100
NUM275	-0.002063	-0.000118	0.083032	-0.089868	0.023554	-0.241239	5.336335	23.71353	0.000007	-0.206298	0.054924	100
NUM276	-0.001963	-0.000118	0.083032	-0.089868	0.023588	-0.25121	5.310502	23.2952	0.000009	-0.196346	0.055083	100
NUM277	-0.001706	-0.000109	0.083032	-0.089868	0.023465	-0.277527	5.423446	25.7549	0.000003	-0.170623	0.05451	100
NUM278	-0.001274	0.000795	0.083032	-0.089868	0.023122	-0.295067	5.683937	31.46573	0	-0.127353	0.052927	100
NUM279	-0.00167	0.000795	0.083032	-0.089868	0.022541	-0.393542	5.958528	39.05162	0	-0.167007	0.050301	100
NUM280	-0.001536	0.000795	0.083032	-0.089868	0.022462	-0.409066	6.046516	41.46084	0	-0.153565	0.049948	100
NUM281	-0.00183	-0.000109	0.083032	-0.089868	0.02227	-0.40232	6.205892	45.52163	0	-0.183003	0.049098	100
NUM282	-0.001925	-0.000136	0.083032	-0.089868	0.022263	-0.390093	6.207033	45.39064	0	-0.192516	0.049066	100
NUM283	-0.002275	-0.000284	0.083032	-0.089868	0.022473	-0.358964	5.990749	39.41665	0	-0.2275	0.049998	100
NUM284	-0.001986	-0.000136	0.083032	-0.089868	0.022344	-0.391196	6.135756	43.52126	0	-0.198604	0.049425	100
NUM285	-0.001623	-0.000109	0.083032	-0.089868	0.022091	-0.419675	6.39462	50.94982	0	-0.162269	0.048315	100
NUM286	-0.002011	-0.000136	0.083032	-0.089868	0.02201	-0.387184	6.448326	52.04415	0	-0.201072	0.047961	100
NUM287	-0.002494	-0.000284	0.083032	-0.089868	0.022236	-0.350681	6.215765	45.13772	0	-0.249353	0.048949	100
NUM288	-0.00214	-0.000136	0.083032	-0.089868	0.022287	-0.384861	6.188154	44.82	0	-0.213997	0.049175	100
NUM289	-0.002194	-0.000136	0.083032	-0.089868	0.022261	-0.380647	6.212268	45.4093	0	-0.219375	0.04906	100
NUM290	-0.002492	-0.000284	0.083032	-0.089868	0.02219	-0.352113	6.265833	46.50666	0	-0.249204	0.048747	100
NUM291	-0.002245	-0.000136	0.083032	-0.089868	0.022166	-0.383107	6.307725	48.03389	0	-0.224451	0.048643	100
NUM292	-0.002183	-0.000109	0.083032	-0.089868	0.022177	-0.39059	6.299559	47.90554	0	-0.218286	0.048692	100
NUM293	-0.00205	0.000498	0.083032	-0.089868	0.022174	-0.408232	6.313113	48.51388	0	-0.205044	0.048676	100
NUM294	-0.002212	-0.000109	0.083032	-0.089868	0.022191	-0.386538	6.282365	47.38152	0	-0.22123	0.048752	100
NUM295	-0.002187	-0.000109	0.083032	-0.089868	0.022177	-0.389694	6.299032	47.8794	0	-0.218697	0.048691	100
NUM296	-0.002487	-0.000136	0.083032	-0.089868	0.022142	-0.357505	6.315772	47.93992	0	-0.248704	0.048537	100
NUM297	-0.002419	-0.000136	0.083032	-0.089868	0.022119	-0.36679	6.345819	48.88601	0	-0.241899	0.048437	100
NUM298	-0.002445	-0.000136	0.083032	-0.089868	0.022131	-0.363333	6.330614	48.42096	0	-0.244549	0.04849	100
NUM299	-0.002276	-0.000136	0.083032	-0.089868	0.022037	-0.382985	6.443345	51.84723	0	-0.227623	0.048078	100
NUM300	-0.002096	-0.000136	0.083032	-0.089868	0.022128	-0.395092	6.357143	49.56168	0	-0.209618	0.048477	100
NUM301	-0.002131	-0.000136	0.083032	-0.089868	0.022109	-0.392774	6.3757	50.05182	0	-0.213121	0.048393	100
NUM302	-0.002111	-0.000136	0.083032	-0.089868	0.022104	-0.395657	6.383607	50.3124	0	-0.211074	0.048369	100
NUM303	-0.002127	-0.000136	0.083032	-0.089868	0.022091	-0.395447	6.395496	50.64544	0	-0.212675	0.048314	100
NUM304	-0.00183	0.000481	0.083032	-0.089868	0.022115	-0.428154	6.391795	50.98974	0	-0.183024	0.04842	100
NUM305	-0.002023	-0.000136	0.083032	-0.089868	0.02206	-0.408798	6.438145	52.03877	0	-0.202263	0.04818	100
NUM306	-0.002291	-0.000284	0.083032	-0.089868	0.021898	-0.398881	6.5891	56.32527	0	-0.229141	0.047472	100
NUM307	-0.002196	-0.000284	0.083032	-0.089868	0.021834	-0.409629	6.667824	58.85047	0	-0.219559	0.047196	100
NUM308	-0.00238	-0.000284	0.083032	-0.089868	0.021734	-0.398841	6.769477	61.85522	0	-0.237959	0.046762	100
NUM309	-0.002294	-0.000136	0.083032	-0.089868	0.021751	-0.409131	6.754466	61.52321	0	-0.229376	0.046837	100
NUM310	-0.002429	-0.000136	0.083032	-0.089868	0.021643	-0.408906	6.864859	65.02479	0	-0.242853	0.046375	100
NUM311	-0.002408	-0.000136	0.083032	-0.089868	0.021658	-0.409683	6.84969	64.54779	0	-0.240765	0.046436	100
NUM312	-0.002541	-0.000136	0.083032	-0.089868	0.021715	-0.391942	6.771112	61.81566	0	-0.254088	0.046681	100

Data	Mean	Median	Maximum	Minimum	Std. Dev.	Skewness	Kurtosis	Jarque-Bera	Probability	Sum	Sum Sq. Dev.	Observations
NUM313	-0.002628	-0.000136	0.083032	-0.089868	0.02168	-0.383744	6.80648	62.82638	0	-0.262761	0.046534	100
NUM314	-0.002616	-0.000136	0.083032	-0.089868	0.021687	-0.384436	6.799186	62.60407	0	-0.261606	0.046563	100
NUM315	-0.00251	9.17E-05	0.083032	-0.089868	0.02169	-0.398663	6.803198	62.91685	0	-0.251038	0.046575	100
NUM316	-0.002187	0.0007	0.083032	-0.089868	0.021621	-0.437225	6.908241	66.82922	0	-0.218665	0.046278	100
NUM317	-0.002172	0.0007	0.083032	-0.089868	0.021613	-0.439185	6.918664	67.19777	0	-0.217205	0.046246	100
NUM318	-0.002068	0.0007	0.083032	-0.089868	0.02148	-0.437995	7.058807	71.83864	0	-0.206768	0.045677	100
NUM319	-0.002214	0.0007	0.083032	-0.089868	0.021585	-0.422457	6.922799	67.09264	0	-0.221406	0.046125	100
NUM320	-0.00236	9.17E-05	0.083032	-0.089868	0.021606	-0.402132	6.88512	65.58749	0	-0.235956	0.046215	100
NUM321	-0.002501	-0.000136	0.083032	-0.089868	0.021547	-0.389698	6.946928	67.4404	0	-0.250092	0.045964	100
NUM322	-0.002337	9.17E-05	0.083032	-0.089868	0.021613	-0.404194	6.878072	65.38722	0	-0.233665	0.046247	100
NUM323	-0.002492	-0.000136	0.083032	-0.089868	0.02163	-0.382814	6.845857	64.07	0	-0.249193	0.046319	100
NUM324	-0.002412	-0.000136	0.083032	-0.089868	0.021618	-0.394227	6.866739	64.88887	0	-0.241202	0.046268	100
NUM325	-0.002519	-0.000136	0.083032	-0.089868	0.021672	-0.380514	6.794337	62.40066	0	-0.251872	0.046498	100
NUM326	-0.0023	-0.000136	0.083032	-0.089868	0.021903	-0.362905	6.583312	55.69551	0	-0.230015	0.047495	100
NUM327	-0.002506	-0.000284	0.083032	-0.089868	0.021863	-0.339587	6.616114	56.40648	0	-0.25063	0.047322	100
NUM328	-0.002544	-0.000284	0.083032	-0.089868	0.021865	-0.334365	6.612018	56.22447	0	-0.254383	0.047329	100
NUM329	-0.002292	-0.000136	0.083032	-0.089868	0.021881	-0.364251	6.609034	56.48268	0	-0.229205	0.047401	100
NUM330	-0.002076	-0.000136	0.083032	-0.089868	0.021761	-0.38865	6.759346	61.40364	0	-0.207624	0.04688	100
NUM331	-0.001661	-0.000136	0.083032	-0.089868	0.021174	-0.343249	7.23327	76.63272	0	-0.166062	0.044384	100
NUM332	-0.001151	-2.97E-05	0.083032	-0.089868	0.020583	-0.30973	7.794517	97.3797	0	-0.115149	0.041942	100
NUM333	-0.001377	-2.97E-05	0.083032	-0.089868	0.020428	-0.30226	7.995572	105.5049	0	-0.137691	0.041315	100
NUM334	-0.00146	-2.97E-05	0.083032	-0.089868	0.020479	-0.292448	7.915776	102.1123	0	-0.146024	0.04152	100
NUM335	-0.00104	-2.97E-05	0.083032	-0.089868	0.020058	-0.288385	8.446555	124.9901	0	-0.104005	0.039832	100
NUM336	-0.000115	0.000189	0.083032	-0.045081	0.017942	0.673569	6.908912	71.22658	0	-0.011532	0.031869	100
NUM337	-0.000899	0.000189	0.042273	-0.045081	0.015865	-0.337904	3.521792	3.037426	0.218994	-0.089868	0.024917	100
NUM338	-0.001086	0.000189	0.042273	-0.045081	0.015668	-0.35833	3.611021	3.695616	0.157582	-0.108649	0.024303	100
NUM339	-0.001487	0.000189	0.031323	-0.045081	0.015048	-0.567017	3.475602	6.300962	0.042832	-0.148655	0.022418	100
NUM340	-0.001456	0.000189	0.031323	-0.045081	0.015002	-0.564515	3.495525	6.334394	0.042122	-0.14556	0.02228	100
NUM341	-0.001443	0.000189	0.031323	-0.045081	0.014999	-0.567202	3.500122	6.404149	0.040678	-0.144319	0.022271	100
NUM342	-0.001542	0.000189	0.031323	-0.045081	0.015028	-0.546535	3.459884	5.859562	0.053409	-0.154207	0.022357	100
NUM343	-0.001717	0.000189	0.031323	-0.045081	0.014883	-0.555117	3.529676	6.304896	0.042747	-0.171749	0.021929	100
NUM344	-0.001524	0.000189	0.031323	-0.045081	0.015075	-0.529554	3.450529	5.519528	0.063307	-0.15244	0.022499	100
NUM345	-0.001786	0.00013	0.031323	-0.045081	0.014812	-0.572602	3.532619	6.646565	0.036034	-0.178576	0.021719	100
NUM346	-0.002296	-2.97E-05	0.031323	-0.045081	0.015181	-0.580645	3.449042	6.459297	0.039571	-0.229625	0.022816	100
NUM347	-0.001991	0.00013	0.031323	-0.045081	0.014991	-0.619963	3.603945	7.9257	0.019009	-0.199091	0.022249	100
NUM348	-0.001784	0.000251	0.031323	-0.045081	0.014895	-0.658341	3.715564	9.357013	0.009293	-0.178438	0.021966	100
NUM349	-0.002132	0.00013	0.031323	-0.045081	0.014918	-0.617618	3.641879	8.074245	0.017648	-0.213201	0.022032	100
NUM350	-0.002219	0.00013	0.031323	-0.045081	0.014859	-0.616043	3.677035	8.23506	0.016285	-0.221889	0.021857	100
NUM351	-0.002259	0.00013	0.031323	-0.045081	0.014829	-0.616171	3.695527	8.343428	0.015426	-0.225909	0.021769	100
NUM352	-0.002207	0.00013	0.031323	-0.045081	0.014864	-0.617427	3.673759	8.245074	0.016203	-0.220691	0.021873	100
NUM353	-0.002325	0.00013	0.031323	-0.045081	0.014954	-0.5977	3.584285	7.376544	0.025015	-0.232482	0.02214	100
NUM354	-0.00278	-2.97E-05	0.031323	-0.045081	0.015232	-0.577397	3.45021	6.400996	0.040742	-0.277969	0.02297	100
NUM355	-0.002787	-2.97E-05	0.031323	-0.045081	0.015231	-0.576042	3.449956	6.373988	0.041296	-0.278724	0.022967	100

Data	Mean	Median	Maximum	Minimum	Std. Dev.	Skewness	Kurtosis	Jarque-Bera	Probability	Sum	Sum Sq. Dev.	Observations
NUM356	-0.003186	-0.000136	0.031323	-0.045081	0.015316	-0.536699	3.355075	5.326084	0.069736	-0.318575	0.023225	100
NUM357	-0.003251	-0.000136	0.031323	-0.045081	0.015285	-0.530184	3.371251	5.259197	0.072107	-0.325139	0.023129	100
NUM358	-0.002858	-2.97E-05	0.033782	-0.045081	0.015725	-0.429784	3.362877	3.627239	0.163063	-0.285767	0.02448	100
NUM359	-0.002491	-2.97E-05	0.038374	-0.045081	0.016251	-0.291871	3.394106	2.066976	0.355764	-0.249074	0.026146	100
NUM360	-0.002506	-2.97E-05	0.038374	-0.045081	0.01625	-0.289094	3.394257	2.040583	0.36049	-0.25063	0.026141	100
NUM361	-0.002452	-2.97E-05	0.038374	-0.045081	0.016283	-0.293555	3.373817	2.018491	0.364494	-0.245206	0.026248	100
NUM362	-0.002164	-2.97E-05	0.038374	-0.045081	0.016038	-0.307961	3.512057	2.67318	0.26274	-0.216449	0.025463	100
NUM363	-0.001596	0.00013	0.038374	-0.045081	0.015967	-0.303579	3.561599	2.85014	0.240492	-0.159569	0.02524	100
NUM364	-0.001668	-2.97E-05	0.038374	-0.045081	0.015965	-0.290298	3.55819	2.702777	0.258881	-0.166801	0.025233	100
NUM365	-0.001676	-2.97E-05	0.038374	-0.045081	0.015966	-0.288832	3.556427	2.680449	0.261787	-0.167562	0.025237	100
NUM366	-0.002064	-0.000231	0.038374	-0.045081	0.015823	-0.269704	3.598938	2.707026	0.258331	-0.206385	0.024785	100
NUM367	-0.001592	-2.97E-05	0.038374	-0.044284	0.015219	-0.167089	3.568739	1.813076	0.40392	-0.159225	0.02293	100
NUM368	-0.001717	-0.000231	0.038374	-0.044284	0.015213	-0.144034	3.568876	1.694178	0.428661	-0.171681	0.022912	100
NUM369	-0.001832	-0.000231	0.038374	-0.044284	0.015045	-0.17562	3.62393	2.136074	0.343682	-0.183191	0.02241	100
NUM370	-0.001385	-2.97E-05	0.038374	-0.038309	0.014423	-0.033933	3.524217	1.164207	0.558722	-0.138483	0.020593	100
NUM371	-0.001356	-2.97E-05	0.038374	-0.038309	0.014411	-0.038974	3.535681	1.220957	0.543091	-0.135609	0.020559	100
NUM372	-0.001418	-2.97E-05	0.038374	-0.038309	0.014459	-0.033617	3.496696	1.046779	0.592509	-0.141808	0.020696	100
NUM373	-0.002102	-0.000231	0.038374	-0.041541	0.014723	-0.169049	3.631594	2.138418	0.34328	-0.210208	0.02146	100
NUM374	-0.00241	-0.000481	0.038374	-0.041541	0.014684	-0.131448	3.645806	2.025745	0.363174	-0.241041	0.021345	100
NUM375	-0.002265	-0.000481	0.038374	-0.041541	0.014814	-0.131459	3.560561	1.597308	0.449934	-0.226549	0.021726	100
NUM376	-0.002465	-0.000902	0.038374	-0.041541	0.014768	-0.100237	3.592472	1.630056	0.442627	-0.246511	0.021591	100
NUM377	-0.002545	-0.001377	0.038374	-0.041541	0.014777	-0.084377	3.582119	1.530585	0.465198	-0.254493	0.021617	100
NUM378	-0.00244	-0.001377	0.038374	-0.041541	0.014845	-0.094525	3.528978	1.314821	0.518191	-0.244009	0.021818	100
NUM379	-0.002453	-0.001377	0.038374	-0.041541	0.014834	-0.09437	3.537185	1.350794	0.508954	-0.245282	0.021783	100
NUM380	-0.002053	-0.000902	0.038374	-0.041541	0.015217	-0.048275	3.463021	0.932127	0.627467	-0.205274	0.022924	100
NUM381	-0.002014	-0.000481	0.038374	-0.041541	0.015222	-0.05572	3.458904	0.929217	0.628381	-0.2014	0.02294	100
NUM382	-0.002077	-0.000481	0.038374	-0.041541	0.015248	-0.045127	3.436251	0.826919	0.661358	-0.207741	0.023017	100
NUM383	-0.001635	-0.000133	0.038374	-0.041541	0.014984	-0.040873	3.508199	1.103953	0.57581	-0.163503	0.022227	100
NUM384	-0.001584	-0.000133	0.038374	-0.041541	0.015007	-0.048894	3.488912	1.035821	0.595764	-0.158362	0.022294	100
NUM385	-0.00143	-0.000133	0.038374	-0.041541	0.015113	-0.061307	3.414579	0.778789	0.677467	-0.142977	0.022611	100
NUM386	-0.001307	-0.000133	0.038374	-0.041541	0.015037	-0.076465	3.474958	1.037385	0.595298	-0.130656	0.022386	100
NUM387	-0.000968	-0.000133	0.038374	-0.041541	0.014609	-0.009887	3.549862	1.261412	0.532216	-0.096827	0.02113	100
NUM388	-0.001417	-0.000481	0.038374	-0.041541	0.014692	0.006562	3.524008	1.144818	0.564165	-0.14167	0.021369	100
NUM389	-0.001737	-0.000902	0.038374	-0.041541	0.01488	0.023247	3.426111	0.765551	0.681966	-0.173655	0.021919	100
NUM390	-0.001743	-0.000902	0.038374	-0.041541	0.014884	0.023824	3.422769	0.754182	0.685854	-0.174256	0.021932	100
NUM391	-0.001828	-0.000902	0.038374	-0.041541	0.014853	0.038528	3.450762	0.87135	0.646828	-0.182797	0.021839	100
NUM392	-0.002114	-0.001377	0.038374	-0.041541	0.014998	0.062177	3.367867	0.62829	0.730413	-0.211394	0.022269	100
NUM393	-0.002522	-0.001625	0.038374	-0.041541	0.015382	0.019887	3.307494	0.400562	0.818501	-0.252182	0.023424	100
NUM394	-0.002417	-0.001625	0.038374	-0.041541	0.015349	0.002247	3.334177	0.465393	0.792394	-0.24169	0.023322	100
NUM395	-0.002627	-0.001625	0.038374	-0.041541	0.015635	-0.037198	3.259392	0.303414	0.85924	-0.262725	0.0242	100
NUM396	-0.003168	-0.001625	0.038374	-0.068855	0.01694	-0.535834	4.670983	16.41939	0.000272	-0.316815	0.02841	100
NUM397	-0.002775	-0.001377	0.038374	-0.068855	0.017317	-0.477899	4.51092	13.31845	0.001282	-0.277455	0.029689	100
NUM398	-0.002485	-0.000902	0.038374	-0.068855	0.017373	-0.509764	4.495347	13.64792	0.001087	-0.248467	0.029882	100

Data	Mean	Median	Maximum	Minimum	Std. Dev.	Skewness	Kurtosis	Jarque-Bera	Probability	Sum	Sum Sq. Dev.	Observations
NUM399	-0.002292	-0.000627	0.038374	-0.068855	0.01744	-0.529802	4.456694	13.51965	0.001159	-0.229221	0.030111	100
NUM400	-0.002032	-0.000627	0.043915	-0.068855	0.017931	-0.371969	4.441939	10.96929	0.00415	-0.20322	0.031831	100
NUM401	-0.002113	-0.000627	0.043915	-0.068855	0.017903	-0.361975	4.462169	11.09184	0.003903	-0.211293	0.031731	100
NUM402	-0.002215	-0.000627	0.043915	-0.068855	0.017961	-0.347327	4.402078	10.20152	0.006092	-0.221487	0.031936	100
NUM403	-0.002237	-0.000627	0.043915	-0.068855	0.017942	-0.347409	4.415725	10.3627	0.00562	-0.223674	0.03187	100
NUM404	-0.002318	-0.000627	0.043915	-0.068855	0.017883	-0.344492	4.460175	10.86171	0.004379	-0.231787	0.031661	100
NUM405	-0.002263	-0.000481	0.043915	-0.068855	0.017882	-0.3537	4.465347	11.0319	0.004022	-0.226311	0.031658	100
NUM406	-0.002271	-0.000481	0.043915	-0.068855	0.017883	-0.352365	4.464477	11.00557	0.004075	-0.227095	0.031659	100
NUM407	-0.002772	-0.000481	0.043915	-0.068855	0.01883	-0.543395	4.597579	15.55571	0.000419	-0.277196	0.035104	100
NUM408	-0.002891	-0.000627	0.043915	-0.068855	0.018848	-0.523944	4.567231	14.80951	0.000608	-0.289065	0.03517	100
NUM409	-0.004336	-0.000902	0.043915	-0.13821	0.023179	-2.114176	13.296	516.1945	0	-0.433601	0.053188	100
NUM410	-0.00407	-0.000902	0.043915	-0.13821	0.023474	-2.024565	12.80898	469.2146	0	-0.406962	0.05455	100
NUM411	-0.003361	-0.000902	0.084082	-0.13821	0.02502	-1.316722	11.6393	339.8855	0	-0.336051	0.061973	100
NUM412	-0.003191	-0.000902	0.084082	-0.13821	0.024975	-1.342136	11.75842	349.6468	0	-0.319093	0.06175	100
NUM413	-0.00364	-0.001269	0.084082	-0.13821	0.025291	-1.279683	11.15339	304.2839	0	-0.364029	0.063323	100
NUM414	-0.004425	-0.001468	0.084082	-0.13821	0.02605	-1.233909	10.12978	237.183	0	-0.442496	0.067182	100
NUM415	-0.00376	-0.001468	0.084082	-0.13821	0.027077	-0.964057	9.34494	183.2329	0	-0.376034	0.072584	100
NUM416	-0.003703	-0.001468	0.084082	-0.13821	0.027111	-0.964584	9.307957	181.3001	0	-0.370257	0.072768	100
NUM417	-0.004143	-0.001468	0.084082	-0.13821	0.027609	-0.936023	8.730144	151.4129	0	-0.414336	0.075462	100
NUM418	-0.004159	-0.001468	0.084082	-0.13821	0.027621	-0.934092	8.714012	150.5835	0	-0.415895	0.075527	100
NUM419	-0.00489	-0.001468	0.084082	-0.13821	0.0291	-1.058645	8.057525	125.2561	0	-0.489024	0.083835	100
NUM420	-0.005468	-0.001468	0.084082	-0.13821	0.02982	-1.032922	7.462297	100.7492	0	-0.546763	0.088034	100
NUM421	-0.006069	-0.001625	0.084082	-0.13821	0.030323	-0.984092	7.011275	83.18365	0	-0.606857	0.091027	100
NUM422	-0.006086	-0.001625	0.084082	-0.13821	0.030311	-0.9842	7.019019	83.44632	0	-0.608628	0.090958	100
NUM423	-0.005369	-0.001468	0.084082	-0.13821	0.030999	-0.894909	6.697762	70.32037	0	-0.536917	0.09513	100
NUM424	-0.005132	-0.001269	0.084082	-0.13821	0.031118	-0.900713	6.629016	68.39537	0	-0.513159	0.095865	100
NUM425	-0.004561	-0.000902	0.084082	-0.13821	0.031391	-0.904173	6.503112	64.75794	0	-0.456058	0.097555	100
NUM426	-0.00471	-0.000902	0.084082	-0.13821	0.031254	-0.914032	6.584645	67.46458	0	-0.470979	0.096705	100
NUM427	-0.004515	-0.000481	0.084082	-0.13821	0.031291	-0.928305	6.57748	67.68901	0	-0.451495	0.096932	100
NUM428	-0.004683	-0.000481	0.084082	-0.13821	0.03134	-0.909572	6.517652	65.34651	0	-0.468292	0.097236	100
NUM429	-0.004108	-0.000481	0.084082	-0.13821	0.032159	-0.774341	6.214728	53.05373	0	-0.410773	0.102385	100
NUM430	-0.004043	-0.000133	0.084082	-0.13821	0.032167	-0.7797	6.215009	53.20005	0	-0.404345	0.102435	100
NUM431	-0.003958	-0.000133	0.084082	-0.13821	0.032159	-0.788156	6.229278	53.80415	0	-0.395802	0.102386	100
NUM432	-0.004106	-0.000481	0.084082	-0.13821	0.032174	-0.77361	6.20326	52.72818	0	-0.410557	0.102483	100
NUM433	-0.004691	-0.000902	0.084082	-0.13821	0.032603	-0.733145	5.89979	43.99495	0	-0.4691	0.105235	100
NUM434	-0.00438	-0.000481	0.084082	-0.13821	0.032624	-0.758127	5.914004	44.96021	0	-0.438044	0.105368	100
NUM435	-0.004407	-0.000902	0.084082	-0.13821	0.032622	-0.755827	5.913139	44.88114	0	-0.440723	0.105353	100
NUM436	-0.005037	-0.001269	0.084082	-0.13821	0.03309	-0.716056	5.612116	36.97538	0	-0.503722	0.108399	100
NUM437	-0.005101	-0.001468	0.084082	-0.13821	0.033077	-0.711308	5.615196	36.92954	0	-0.510116	0.108315	100
NUM438	-0.004966	-0.001468	0.084082	-0.13821	0.03315	-0.715138	5.580462	36.26862	0	-0.496636	0.108793	100
NUM439	-0.005049	-0.001637	0.084082	-0.13821	0.033142	-0.708218	5.578611	36.06468	0	-0.504922	0.108741	100
NUM440	-0.004723	-0.001468	0.084082	-0.13821	0.033131	-0.736177	5.614538	37.51515	0	-0.472317	0.108666	100
NUM441	-0.004822	-0.001468	0.084082	-0.13821	0.033144	-0.726509	5.596561	36.88913	0	-0.482208	0.108756	100

Data	Mean	Median	Maximum	Minimum	Std. Dev.	Skewness	Kurtosis	Jarque-Bera	Probability	Sum	Sum Sq. Dev.	Observations
NUM442	-0.004321	-0.001269	0.084082	-0.13821	0.033431	-0.729775	5.480838	34.52018	0	-0.432063	0.110645	100
NUM443	-0.004426	-0.001468	0.084082	-0.13821	0.033428	-0.720542	5.473555	34.14664	0	-0.442608	0.110625	100
NUM444	-0.004217	-0.001468	0.084082	-0.13821	0.033665	-0.699828	5.376681	31.69854	0	-0.421666	0.112199	100
NUM445	-0.004149	-0.001468	0.084082	-0.13821	0.033681	-0.704536	5.372462	31.72525	0	-0.414934	0.112304	100
NUM446	-0.004039	-0.001468	0.084082	-0.13821	0.033585	-0.713119	5.434532	33.17126	0	-0.403853	0.111668	100
NUM447	-0.00405	-0.001468	0.084082	-0.13821	0.033583	-0.712275	5.435189	33.16453	0	-0.405033	0.111651	100
NUM448	-0.00401	-0.001468	0.084082	-0.13821	0.033592	-0.715111	5.432726	33.18205	0	-0.401005	0.111712	100
NUM449	-0.003677	-0.001269	0.084082	-0.13821	0.033594	-0.742397	5.460525	34.41166	0	-0.367704	0.111726	100
NUM450	-0.002866	-0.001269	0.084707	-0.13821	0.034731	-0.575074	5.258194	26.75951	0.000002	-0.286552	0.119419	100
NUM451	-0.00247	-0.001269	0.084707	-0.13821	0.035066	-0.565031	5.124759	24.13184	0.000006	-0.246966	0.12173	100
NUM452	-0.002822	-0.001468	0.084707	-0.13821	0.035112	-0.535659	5.076743	22.75242	0.000011	-0.282186	0.122055	100
NUM453	-0.002884	-0.001468	0.084707	-0.13821	0.035148	-0.530451	5.053984	22.26819	0.000015	-0.288381	0.1223	100
NUM454	-0.001655	-0.001269	0.088508	-0.13821	0.036168	-0.418791	4.967422	19.05122	0.000073	-0.165453	0.129507	100
NUM455	-0.002001	-0.001468	0.088508	-0.13821	0.036329	-0.392959	4.872536	17.18358	0.000186	-0.200055	0.130659	100
NUM456	-0.001566	-0.000993	0.088508	-0.13821	0.036297	-0.425555	4.908183	18.18981	0.000112	-0.156647	0.130429	100
NUM457	-0.001856	-0.001468	0.088508	-0.13821	0.036394	-0.402169	4.845917	16.8932	0.000215	-0.1856	0.131124	100
NUM458	-0.002304	-0.001637	0.088508	-0.13821	0.036226	-0.380358	4.907036	17.56448	0.000153	-0.23036	0.129918	100
NUM459	-0.002718	-0.0017	0.088508	-0.13821	0.035992	-0.367736	5.001282	18.94186	0.000077	-0.271825	0.128246	100
NUM460	-0.002652	-0.001637	0.088508	-0.13821	0.036	-0.372944	4.999603	18.97817	0.000076	-0.265199	0.128303	100
NUM461	-0.002896	-0.001883	0.088508	-0.13821	0.035996	-0.353399	4.992017	18.61539	0.000091	-0.289646	0.128273	100
NUM462	-0.002876	-0.001883	0.088508	-0.13821	0.035997	-0.355067	4.992084	18.6362	0.00009	-0.287597	0.128282	100
NUM463	-0.002996	-0.001883	0.088508	-0.13821	0.035924	-0.350859	5.024713	19.13279	0.00007	-0.299637	0.127764	100
NUM464	-0.00248	-0.001529	0.088508	-0.13821	0.036269	-0.357443	4.892358	17.05034	0.000198	-0.247962	0.130226	100
NUM465	-0.002477	-0.001529	0.088508	-0.13821	0.036269	-0.357627	4.892519	17.05508	0.000198	-0.247744	0.130225	100
NUM466	-0.002691	-0.001529	0.088508	-0.13821	0.036408	-0.343893	4.817357	15.73266	0.000383	-0.269105	0.131232	100
NUM467	-0.002512	-0.001529	0.088508	-0.13821	0.036476	-0.354355	4.790178	15.44587	0.000443	-0.251237	0.131718	100
NUM468	-0.002255	-0.000993	0.088508	-0.13821	0.036534	-0.371967	4.771343	15.37955	0.000457	-0.225465	0.132136	100
NUM469	-0.002507	-0.001529	0.088508	-0.13821	0.036505	-0.353058	4.775565	15.21347	0.000497	-0.250708	0.131932	100
NUM470	-0.002734	-0.001883	0.088508	-0.13821	0.036558	-0.334451	4.740727	14.48984	0.000714	-0.27339	0.132309	100
NUM471	-0.002506	-0.001529	0.088508	-0.13821	0.036609	-0.350265	4.723682	14.42426	0.000738	-0.25058	0.132679	100
NUM472	-0.00283	-0.001529	0.088508	-0.13821	0.036868	-0.335046	4.603197	12.58027	0.001855	-0.282995	0.134568	100
NUM473	-0.00225	-0.000993	0.088508	-0.13821	0.036709	-0.373666	4.694102	14.28536	0.000791	-0.225048	0.133406	100
NUM474	-0.002202	-0.000993	0.088508	-0.13821	0.036694	-0.377762	4.703633	14.4716	0.00072	-0.22016	0.133297	100
NUM475	-0.002376	-0.000993	0.088508	-0.13821	0.036638	-0.366824	4.724233	14.63008	0.000665	-0.237627	0.132892	100
NUM476	-0.002595	-0.000993	0.088508	-0.13821	0.036743	-0.350379	4.665425	13.60292	0.001112	-0.259543	0.133656	100
NUM477	-0.002267	-0.000279	0.088508	-0.13821	0.03684	-0.37033	4.632312	13.38757	0.001239	-0.226662	0.134364	100
NUM478	-0.002375	-0.000279	0.088508	-0.13821	0.036813	-0.362907	4.641566	13.4231	0.001217	-0.237501	0.134164	100
NUM479	-0.002401	-0.000279	0.088508	-0.13821	0.036805	-0.361221	4.644661	13.44512	0.001203	-0.240127	0.134103	100
NUM480	-0.002907	-0.000993	0.088508	-0.13821	0.036674	-0.332748	4.683906	13.6601	0.001081	-0.290719	0.133155	100
NUM481	-0.002968	-0.001529	0.088508	-0.13821	0.036671	-0.327828	4.683231	13.59647	0.001116	-0.296831	0.133133	100
NUM482	-0.002704	-0.000993	0.088508	-0.13821	0.036706	-0.347301	4.67588	13.7127	0.001053	-0.27036	0.133385	100
NUM483	-0.003138	-0.001529	0.088508	-0.13821	0.036795	-0.31495	4.619004	12.57478	0.00186	-0.313761	0.134032	100
NUM484	-0.003362	-0.001883	0.088508	-0.13821	0.036797	-0.297108	4.610281	12.2754	0.00216	-0.33616	0.13405	100

Data	Mean	Median	Maximum	Minimum	Std. Dev.	Skewness	Kurtosis	Jarque-Bera	Probability	Sum	Sum Sq. Dev.	Observations
NUM485	-0.003198	-0.001883	0.088508	-0.13821	0.036923	-0.299459	4.56173	11.65709	0.002942	-0.319768	0.134966	100
NUM486	-0.002994	-0.001529	0.088508	-0.13821	0.036973	-0.313425	4.544748	11.57995	0.003058	-0.299418	0.13533	100
NUM487	-0.002893	-0.000993	0.088508	-0.13821	0.036987	-0.321117	4.541171	11.6153	0.003004	-0.289254	0.135436	100
NUM488	-0.002681	-0.000993	0.088508	-0.13821	0.036912	-0.337786	4.584002	12.35609	0.002074	-0.26808	0.134889	100
NUM489	-0.002397	-0.000279	0.088508	-0.13821	0.036839	-0.360407	4.629745	13.23184	0.001339	-0.239668	0.134354	100
NUM490	-0.002297	-0.000279	0.088508	-0.13821	0.036825	-0.36877	4.640915	13.4857	0.001179	-0.229706	0.134249	100
NUM491	-0.002286	0.000116	0.088508	-0.13821	0.036825	-0.36964	4.641021	13.49786	0.001172	-0.228616	0.134254	100
NUM492	-0.001969	0.000313	0.088508	-0.13821	0.036775	-0.394954	4.678632	14.34066	0.000769	-0.196853	0.133887	100
NUM493	-0.001627	0.000313	0.088508	-0.13821	0.036606	-0.419792	4.772525	16.02811	0.000331	-0.162697	0.132657	100
NUM494	-0.001787	0.000313	0.088508	-0.13821	0.036643	-0.406252	4.746417	15.4589	0.00044	-0.178727	0.132926	100
NUM495	-0.001427	0.000468	0.088508	-0.13821	0.036501	-0.433879	4.831288	17.1109	0.000192	-0.142662	0.131897	100
NUM496	-0.000953	0.000468	0.088508	-0.13821	0.03592	-0.429635	5.047544	20.54492	0.000035	-0.095322	0.127731	100
NUM497	-0.001521	0.000313	0.088508	-0.13821	0.035827	-0.396458	5.066853	20.41916	0.000037	-0.152078	0.127071	100
NUM498	-0.001376	0.000313	0.088508	-0.13821	0.035924	-0.399773	5.02393	19.73154	0.000052	-0.137621	0.127762	100
NUM499	-0.001627	0.000116	0.088508	-0.13821	0.035909	-0.380122	5.021141	19.42909	0.00006	-0.162734	0.127655	100
NUM500	-0.00206	0.000116	0.088508	-0.13821	0.035614	-0.374203	5.143035	21.46962	0.000022	-0.206041	0.125567	100
NUM501	-0.002195	-0.000599	0.088508	-0.13821	0.035631	-0.36262	5.127625	21.05318	0.000027	-0.219474	0.125688	100
NUM502	-0.002155	-0.000599	0.088508	-0.13821	0.035616	-0.365988	5.137618	21.27167	0.000024	-0.21548	0.125583	100
NUM503	-0.002473	-0.001529	0.088508	-0.13821	0.035631	-0.340506	5.116579	20.59868	0.000034	-0.247254	0.12569	100
NUM504	-0.002493	-0.001529	0.088508	-0.13821	0.035627	-0.338983	5.118437	20.61423	0.000033	-0.249316	0.125657	100
NUM505	-0.002353	-0.001529	0.088508	-0.13821	0.035665	-0.34872	5.102477	20.44513	0.000036	-0.235289	0.125927	100
NUM506	-0.002225	-0.000448	0.088508	-0.13821	0.035685	-0.358565	5.096391	20.45471	0.000036	-0.222503	0.126066	100
NUM507	-0.001605	0.000241	0.088508	-0.13821	0.035171	-0.377908	5.340508	25.20515	0.000003	-0.160535	0.122466	100
NUM508	-0.001479	0.000468	0.088508	-0.13821	0.035158	-0.388967	5.354146	25.61327	0.000003	-0.14787	0.122373	100
NUM509	1.22E-05	0.000523	0.088508	-0.097896	0.03235	0.128733	4.176645	6.044921	0.048681	0.001224	0.103608	100
NUM510	-0.00028	0.000523	0.088508	-0.097896	0.032165	0.145668	4.264533	7.016335	0.029952	-0.02797	0.102427	100
NUM511	-0.00097	0.000523	0.088508	-0.097896	0.031058	0.026592	4.350416	7.610219	0.022257	-0.096979	0.095498	100
NUM512	-0.000989	0.000523	0.088508	-0.097896	0.031059	0.028413	4.35003	7.607547	0.022287	-0.098861	0.095503	100
NUM513	-0.000728	0.000523	0.088508	-0.097896	0.030808	0.028571	4.456232	8.849487	0.011977	-0.072839	0.093967	100
NUM514	2.09E-05	0.000591	0.088508	-0.097896	0.030061	0.068807	4.651646	11.4453	0.003271	0.002087	0.089466	100
NUM515	-0.000491	0.000591	0.088508	-0.097896	0.029288	-0.007508	4.833949	14.01497	0.000905	-0.049069	0.084919	100
NUM516	-0.000246	0.000591	0.088508	-0.097896	0.029519	-0.008607	4.717287	12.28905	0.002145	-0.024644	0.086268	100
NUM517	0.000666	0.000857	0.088508	-0.097896	0.029171	-0.012858	4.822297	13.83929	0.000988	0.066642	0.084243	100
NUM518	0.001038	0.001307	0.088508	-0.097896	0.029067	-0.043397	4.885771	14.84861	0.000597	0.103784	0.083646	100
NUM519	0.001779	0.001307	0.088508	-0.070408	0.027418	0.336202	4.408285	10.14748	0.006259	0.17786	0.074422	100
NUM520	0.002911	0.001834	0.088508	-0.060721	0.026737	0.471366	4.298501	10.72854	0.004681	0.291124	0.07077	100
NUM521	0.00332	0.001834	0.088508	-0.060394	0.026058	0.602934	4.367783	13.85395	0.000981	0.331989	0.067222	100
NUM522	0.003352	0.001834	0.088508	-0.060394	0.026072	0.598884	4.355914	13.63813	0.001093	0.335248	0.067294	100
NUM523	0.002682	0.001307	0.088508	-0.060394	0.025476	0.613367	4.603065	16.97789	0.000206	0.268173	0.064253	100
NUM524	0.002612	0.001307	0.088508	-0.060394	0.025432	0.621496	4.638981	17.63035	0.000148	0.261212	0.064031	100
NUM525	0.002255	0.001307	0.088508	-0.060394	0.025172	0.654264	4.827339	21.04757	0.000027	0.225506	0.06273	100
NUM526	0.0023	0.001307	0.088508	-0.060394	0.025201	0.648926	4.802256	20.55228	0.000034	0.229981	0.062876	100
NUM527	0.0019	0.000857	0.088508	-0.060394	0.02538	0.663343	4.732972	19.84703	0.000049	0.189969	0.063768	100

Data	Mean	Median	Maximum	Minimum	Std. Dev.	Skewness	Kurtosis	Jarque-Bera	Probability	Sum	Sum Sq. Dev.	Observations
NUM528	0.002009	0.000857	0.088508	-0.060394	0.025299	0.663891	4.774707	20.46912	0.000036	0.200948	0.063362	100
NUM529	0.001887	0.000857	0.088508	-0.060394	0.024999	0.613826	4.726919	18.70573	0.000087	0.188724	0.061869	100
NUM530	0.001848	0.000591	0.088508	-0.060394	0.025	0.618497	4.72979	18.84302	0.000081	0.184751	0.061876	100
NUM531	0.002071	0.000857	0.088508	-0.060394	0.02506	0.590968	4.665842	17.38335	0.000168	0.207088	0.062172	100
NUM532	0.00247	0.001307	0.088508	-0.060394	0.025108	0.55062	4.598766	15.70327	0.000389	0.246998	0.062411	100
NUM533	0.003004	0.001307	0.088508	-0.060394	0.024384	0.683458	4.741439	20.42113	0.000037	0.300429	0.058864	100
NUM534	0.003076	0.001307	0.088508	-0.060394	0.024425	0.674047	4.704054	19.6715	0.000054	0.307633	0.059061	100
NUM535	0.002762	0.001307	0.088508	-0.060394	0.024704	0.654458	4.581457	17.55944	0.000154	0.27624	0.060419	100
NUM536	0.003287	0.001307	0.088508	-0.048017	0.023893	0.843766	4.66078	23.35814	0.000008	0.328691	0.056518	100
NUM537	0.003118	0.001307	0.088508	-0.048017	0.023988	0.847399	4.618071	22.87707	0.000011	0.311812	0.056968	100
NUM538	0.002783	0.000857	0.088508	-0.048017	0.023992	0.882204	4.664174	24.51087	0.000005	0.278316	0.056985	100
NUM539	0.002635	0.000857	0.088508	-0.048017	0.024092	0.880713	4.617766	23.83245	0.000007	0.263523	0.057462	100
NUM540	0.002875	0.000857	0.088508	-0.048017	0.024288	0.851929	4.465622	21.04656	0.000027	0.287527	0.058399	100
NUM541	0.003266	0.001307	0.088508	-0.048017	0.024323	0.810783	4.390007	19.00664	0.000075	0.326556	0.058569	100
NUM542	0.003308	0.001307	0.088508	-0.048017	0.02439	0.811869	4.363369	18.73043	0.000086	0.33082	0.058895	100
NUM543	0.003231	0.001307	0.088508	-0.048017	0.024441	0.812215	4.341384	18.49203	0.000096	0.323116	0.059139	100
NUM544	0.003044	0.001307	0.088508	-0.048017	0.024198	0.820017	4.469936	20.2101	0.000041	0.304416	0.05797	100
NUM545	0.002738	0.000857	0.088508	-0.048017	0.024342	0.830025	4.421222	19.89848	0.000048	0.273807	0.05866	100
NUM546	0.003311	0.001307	0.088508	-0.048017	0.024303	0.796339	4.363192	18.31216	0.000106	0.331071	0.058474	100
NUM547	0.003182	0.000857	0.088508	-0.048017	0.024341	0.806884	4.354233	18.49247	0.000096	0.31816	0.058656	100
NUM548	0.003131	0.000591	0.088508	-0.048017	0.024341	0.813102	4.360858	18.73531	0.000085	0.313106	0.058657	100
NUM549	0.00276	0.000556	0.088508	-0.048017	0.024472	0.831224	4.333241	18.92193	0.000078	0.275987	0.059288	100
NUM550	0.002115	0.000556	0.088508	-0.048017	0.023102	0.623511	3.909434	9.92556	0.006993	0.211489	0.052835	100
NUM551	0.001538	0.000506	0.088508	-0.048017	0.022704	0.656511	4.108588	12.30413	0.002129	0.153758	0.051032	100
NUM552	0.001478	0.000506	0.088508	-0.048017	0.022782	0.644424	4.082764	11.80627	0.002731	0.147811	0.051382	100
NUM553	0.00148	0.000506	0.088508	-0.048017	0.022779	0.644787	4.083789	11.82334	0.002708	0.148041	0.051369	100
NUM554	0.001012	0.000506	0.056902	-0.048017	0.021413	0.227914	2.590312	1.565097	0.457239	0.101243	0.045392	100
NUM555	0.001712	0.000556	0.056902	-0.048017	0.02134	0.221394	2.558934	1.627505	0.443192	0.171154	0.045086	100
NUM556	0.001491	0.000506	0.056902	-0.048017	0.021292	0.249938	2.589211	1.744265	0.418059	0.149063	0.044882	100
NUM557	0.001829	0.000556	0.056902	-0.048017	0.021083	0.237449	2.636276	1.49093	0.474513	0.182923	0.044006	100
NUM558	0.001904	0.000556	0.056902	-0.048017	0.021051	0.230024	2.647913	1.398368	0.496991	0.190355	0.043871	100
NUM559	0.001837	0.000556	0.056902	-0.048017	0.021077	0.237129	2.638446	1.481838	0.476676	0.183665	0.043982	100
NUM560	0.001977	0.000556	0.056902	-0.048017	0.021145	0.220239	2.603321	1.464061	0.480931	0.197667	0.044262	100
NUM561	0.00208	0.000556	0.056902	-0.048017	0.021089	0.211723	2.622897	1.339639	0.511801	0.207984	0.04403	100
NUM562	0.002187	0.000591	0.056902	-0.048017	0.021108	0.196698	2.609722	1.279486	0.527428	0.218675	0.044109	100
NUM563	0.002284	0.000591	0.056902	-0.048017	0.021178	0.18838	2.57925	1.329077	0.514511	0.228386	0.044404	100
NUM564	0.001662	0.000556	0.056902	-0.048017	0.020763	0.183208	2.59569	1.240534	0.537801	0.166234	0.042679	100
NUM565	0.001992	0.000591	0.056902	-0.048017	0.020922	0.152723	2.533095	1.297073	0.52281	0.19915	0.043334	100
NUM566	0.002613	0.000857	0.056902	-0.048017	0.020679	0.149248	2.520694	1.328478	0.514665	0.261285	0.042333	100
NUM567	0.002361	0.000591	0.056902	-0.048017	0.020619	0.180782	2.553251	1.376301	0.502505	0.236109	0.042088	100
NUM568	0.002028	0.000556	0.056902	-0.048017	0.020623	0.218663	2.56475	1.586234	0.452432	0.202808	0.042104	100
NUM569	0.002305	0.000591	0.056902	-0.048017	0.020633	0.184049	2.549831	1.408951	0.494368	0.230547	0.042144	100
NUM570	0.002486	0.000591	0.056902	-0.048017	0.020494	0.178448	2.591715	1.225299	0.541913	0.248563	0.041581	100

Data	Mean	Median	Maximum	Minimum	Std. Dev.	Skewness	Kurtosis	Jarque-Bera	Probability	Sum	Sum Sq. Dev.	Observations
NUM571	0.00214	0.000556	0.056902	-0.046017	0.02054	0.214899	2.588346	1.475774	0.478123	0.213956	0.041769	100
NUM572	0.002675	0.000591	0.056902	-0.034407	0.019908	0.317254	2.483469	2.789189	0.247934	0.267547	0.039236	100
NUM573	0.002463	0.000556	0.056902	-0.034407	0.019873	0.347275	2.512939	2.998454	0.223303	0.246284	0.0391	100
NUM574	0.002377	0.000556	0.056902	-0.034407	0.01995	0.345765	2.493296	3.062338	0.216283	0.237709	0.039402	100
NUM575	0.002354	0.000501	0.056902	-0.034407	0.019953	0.348926	2.493223	3.09925	0.212328	0.23545	0.039415	100
NUM576	0.002375	0.000501	0.056902	-0.034407	0.019919	0.355877	2.490746	3.191387	0.202768	0.237531	0.039281	100
NUM577	0.00232	0.000501	0.056902	-0.034407	0.019864	0.358949	2.511504	3.141689	0.20787	0.231956	0.039062	100
NUM578	0.002208	0.000241	0.056902	-0.034407	0.0199	0.371709	2.50294	3.332252	0.188978	0.220794	0.039204	100
NUM579	0.00185	-0.00049	0.056902	-0.034407	0.020117	0.379234	2.472869	3.554754	0.169081	0.184976	0.040065	100
NUM580	0.002413	0.000241	0.056902	-0.034407	0.020327	0.350302	2.417588	3.458547	0.177413	0.241319	0.040905	100
NUM581	0.002641	0.000501	0.056902	-0.034407	0.02038	0.31929	2.381458	3.293248	0.192699	0.264111	0.041118	100
NUM582	0.002471	0.000241	0.056902	-0.034407	0.020345	0.343613	2.407396	3.431079	0.179867	0.247135	0.040978	100
NUM583	0.002692	0.000241	0.056902	-0.034407	0.020085	0.373258	2.429698	3.677208	0.159039	0.269179	0.039936	100
NUM584	0.002848	0.000501	0.056902	-0.034407	0.020008	0.360958	2.449723	3.433201	0.179676	0.284759	0.03963	100
NUM585	0.002886	0.000501	0.056902	-0.034407	0.020069	0.366654	2.44844	3.508168	0.173066	0.288607	0.039875	100
NUM586	0.002937	0.000501	0.056902	-0.034407	0.020109	0.36157	2.430348	3.530978	0.171103	0.293683	0.040034	100
NUM587	0.003187	0.000501	0.056902	-0.034407	0.02032	0.344157	2.358369	3.689439	0.15807	0.318701	0.040876	100
NUM588	0.003127	0.000501	0.056902	-0.034407	0.020354	0.348531	2.349042	3.790171	0.150305	0.312657	0.041012	100
NUM589	0.003313	0.000501	0.056902	-0.034407	0.020431	0.323765	2.307272	3.746529	0.153621	0.331291	0.041323	100
NUM590	0.002994	0.000501	0.056902	-0.034567	0.020771	0.293102	2.289094	3.537592	0.170538	0.299374	0.042712	100
NUM591	0.002953	0.000278	0.056902	-0.034567	0.02078	0.298328	2.287555	3.598234	0.165445	0.295297	0.042749	100
NUM592	0.002705	-0.00049	0.056902	-0.034567	0.020867	0.321658	2.272273	3.931005	0.140086	0.270511	0.043109	100
NUM593	0.002822	0.000278	0.056902	-0.034567	0.020869	0.305101	2.264311	3.80661	0.149075	0.282217	0.043117	100
NUM594	0.003089	0.000574	0.056902	-0.034567	0.02077	0.281337	2.282144	3.466326	0.176725	0.308927	0.042706	100
NUM595	0.002853	0.000278	0.056902	-0.034567	0.020914	0.293145	2.251588	3.766065	0.152128	0.28527	0.043304	100
NUM596	0.003089	0.000574	0.056902	-0.034567	0.020769	0.281398	2.282181	3.466687	0.176693	0.308916	0.042705	100
NUM597	0.003531	0.000665	0.056902	-0.034567	0.020661	0.249684	2.281833	3.18805	0.203106	0.353098	0.042262	100
NUM598	0.003172	0.000574	0.056902	-0.034567	0.020514	0.285824	2.339911	3.177083	0.204223	0.317178	0.041663	100
NUM599	0.003441	0.000665	0.056902	-0.034567	0.02049	0.253249	2.334496	2.914313	0.232898	0.34407	0.041566	100
NUM600	0.003658	0.000915	0.056902	-0.034567	0.020576	0.226156	2.293125	2.934407	0.230569	0.365847	0.041912	100
NUM601	0.003936	0.001619	0.056902	-0.034567	0.020531	0.194118	2.297493	2.684347	0.261277	0.393596	0.04173	100
NUM602	0.004182	0.002467	0.056902	-0.034567	0.020469	0.166235	2.311462	2.435923	0.295833	0.418173	0.041479	100
NUM603	0.004242	0.002467	0.056902	-0.034567	0.020406	0.168504	2.324546	2.374218	0.305102	0.424224	0.041224	100
NUM604	0.004587	0.002467	0.056902	-0.034567	0.020698	0.158958	2.263916	2.678709	0.262015	0.458678	0.042414	100
NUM605	0.004307	0.001619	0.056902	-0.034567	0.020757	0.190231	2.253687	2.923894	0.231785	0.430662	0.042653	100
NUM606	0.004278	0.001619	0.056902	-0.034567	0.020751	0.194332	2.257006	2.929586	0.231126	0.427837	0.042631	100
NUM607	0.00421	0.001619	0.056902	-0.034567	0.020777	0.202084	2.249394	3.028172	0.220009	0.420998	0.042735	100
NUM608	0.004015	0.001427	0.056902	-0.034567	0.020897	0.213944	2.219432	3.30156	0.1919	0.401525	0.043232	100
NUM609	0.004051	0.001427	0.056902	-0.034567	0.020912	0.209196	2.212088	3.316068	0.190513	0.405134	0.043294	100
NUM610	0.00402	0.001427	0.056902	-0.034567	0.020912	0.213645	2.213286	3.339559	0.188289	0.402039	0.043295	100
NUM611	0.004066	0.001427	0.056902	-0.034567	0.020942	0.208871	2.201346	3.384821	0.184075	0.40663	0.043417	100
NUM612	0.00404	0.001427	0.056902	-0.034567	0.020953	0.211677	2.198185	3.425568	0.180363	0.404	0.043462	100
NUM613	0.00386	0.001427	0.056902	-0.035334	0.021214	0.175019	2.208071	3.123658	0.209752	0.386025	0.044552	100

Data	Mean	Median	Maximum	Minimum	Std. Dev.	Skewness	Kurtosis	Jarque-Bera	Probability	Sum	Sum Sq. Dev.	Observations
NUM614	0.004002	0.001427	0.056902	-0.035334	0.021283	0.158724	2.179569	3.224499	0.199438	0.400224	0.044842	100
NUM615	0.00381	0.000631	0.056902	-0.035334	0.021236	0.183668	2.202691	3.210988	0.20079	0.380986	0.044646	100
NUM616	0.003191	-3.70E-05	0.056902	-0.035334	0.021088	0.207469	2.225607	3.216077	0.20028	0.31908	0.044027	100
NUM617	0.00252	-0.000805	0.056902	-0.035334	0.021141	0.219643	2.256048	3.110152	0.211173	0.251976	0.044248	100
NUM618	0.002586	-0.000805	0.056902	-0.035334	0.02118	0.212224	2.239514	3.160393	0.205935	0.258632	0.04441	100
NUM619	0.002801	-0.000805	0.056902	-0.035334	0.021018	0.206325	2.274971	2.899779	0.234596	0.280141	0.043732	100
NUM620	0.002414	-0.000805	0.056902	-0.035334	0.020625	0.200621	2.320978	2.591939	0.273633	0.241393	0.042114	100
NUM621	0.002755	-3.70E-05	0.056902	-0.035334	0.020535	0.168092	2.336152	2.307144	0.315508	0.275492	0.041747	100
NUM622	0.002577	-0.000805	0.056902	-0.035334	0.020497	0.192357	2.358062	2.333702	0.311346	0.25774	0.041593	100
NUM623	0.0026	-0.000805	0.056902	-0.035334	0.020487	0.190011	2.361574	2.30002	0.316634	0.260007	0.04155	100
NUM624	0.002614	-0.000805	0.056902	-0.035334	0.020495	0.188605	2.357724	2.311694	0.314791	0.261365	0.041586	100
NUM625	0.002403	-0.001342	0.056902	-0.035334	0.020602	0.205965	2.328078	2.588188	0.274146	0.240264	0.042019	100
NUM626	0.002112	-0.001751	0.056902	-0.035334	0.020543	0.241568	2.361281	2.672427	0.262839	0.211245	0.041781	100
NUM627	0.002232	-0.001751	0.056902	-0.035334	0.020395	0.25697	2.377066	2.717425	0.256991	0.223167	0.041178	100
NUM628	0.002523	-0.001342	0.056902	-0.035334	0.020411	0.220902	2.357593	2.532823	0.281841	0.252261	0.041242	100
NUM629	0.001891	-0.001751	0.043594	-0.035334	0.019675	0.128149	2.145887	3.313325	0.190775	0.189144	0.038322	100
NUM630	0.002018	-0.001751	0.043594	-0.035334	0.019697	0.109563	2.133787	3.326424	0.189529	0.201844	0.038408	100
NUM631	0.00189	-0.001751	0.043594	-0.035334	0.019622	0.123289	2.162911	3.172998	0.204641	0.188954	0.038115	100
NUM632	0.001585	-0.001841	0.043594	-0.035334	0.019492	0.155012	2.208597	3.010136	0.222002	0.158469	0.037613	100
NUM633	0.001808	-0.001751	0.043594	-0.035334	0.019558	0.125882	2.178016	3.079341	0.214452	0.180819	0.037869	100
NUM634	0.001584	-0.001841	0.043594	-0.035334	0.019472	0.153477	2.214796	2.961526	0.227464	0.158382	0.037536	100
NUM635	0.001781	-0.001841	0.043594	-0.035334	0.019202	0.189762	2.212851	3.181843	0.203738	0.178051	0.036503	100
NUM636	0.002024	-0.001751	0.043594	-0.035334	0.019232	0.156517	2.19309	3.121224	0.210007	0.20236	0.036615	100
NUM637	0.002223	-0.001149	0.043594	-0.035334	0.019119	0.140527	2.22496	2.831996	0.242683	0.222318	0.036187	100
NUM638	0.002405	-3.70E-05	0.043594	-0.035334	0.019049	0.119667	2.24727	2.599516	0.272598	0.240482	0.035923	100
NUM639	0.002775	0.000631	0.043594	-0.035334	0.018953	0.085176	2.264157	2.37702	0.304675	0.277507	0.035561	100
NUM640	0.002345	-3.70E-05	0.043594	-0.035334	0.018717	0.106961	2.306623	2.193893	0.333889	0.234521	0.034682	100
NUM641	0.001957	-0.001149	0.043594	-0.035334	0.018649	0.146343	2.334578	2.201883	0.332558	0.195733	0.034432	100
NUM642	0.001599	-0.001149	0.04171	-0.035334	0.01818	0.095843	2.310068	2.136458	0.343616	0.159867	0.032719	100
NUM643	0.00183	-3.70E-05	0.04171	-0.035334	0.018095	0.068837	2.339048	1.899217	0.386892	0.18305	0.032415	100
NUM644	0.001647	-3.70E-05	0.04171	-0.035334	0.01795	0.079541	2.389797	1.656896	0.436726	0.164745	0.031898	100
NUM645	0.001814	-3.70E-05	0.04171	-0.035334	0.017789	0.081633	2.432432	1.45329	0.483529	0.181396	0.031328	100
NUM646	0.001482	-0.001149	0.04171	-0.035334	0.017565	0.099376	2.496215	1.222092	0.542783	0.148243	0.030545	100
NUM647	0.001617	-3.70E-05	0.04171	-0.035334	0.017526	0.079946	2.513772	1.091598	0.579379	0.161698	0.030409	100
NUM648	0.001576	-0.001149	0.04171	-0.035334	0.017534	0.086698	2.510365	1.124203	0.57001	0.157558	0.030435	100
NUM649	0.001763	-0.001149	0.04171	-0.035334	0.017355	0.089121	2.561688	0.932867	0.627235	0.176283	0.02982	100
NUM650	0.001483	-0.001751	0.04171	-0.035334	0.01728	0.125018	2.600797	0.924503	0.629864	0.14834	0.029562	100
NUM651	0.001649	-0.001149	0.04171	-0.035334	0.017235	0.10148	2.620864	0.770572	0.680256	0.164854	0.029406	100
NUM652	0.002063	5.47E-05	0.04171	-0.035334	0.016942	0.106029	2.655814	0.680969	0.711425	0.206332	0.028415	100
NUM653	0.002284	5.47E-05	0.04171	-0.035334	0.016722	0.115463	2.716246	0.557679	0.756661	0.228379	0.027682	100
NUM654	0.001916	5.47E-05	0.038907	-0.035334	0.016244	0.049099	2.697811	0.420671	0.810312	0.191614	0.026121	100
NUM655	0.001676	5.47E-05	0.038907	-0.035334	0.015937	0.014895	2.741127	0.282929	0.868086	0.167646	0.025146	100
NUM656	0.001743	0.001051	0.038907	-0.035334	0.015924	0.003104	2.750021	0.260534	0.877861	0.174258	0.025103	100

Data	Mean	Median	Maximum	Minimum	Std. Dev.	Skewness	Kurtosis	Jarque-Bera	Probability	Sum	Sum Sq. Dev.	Observations
NUM657	0.001612	5.47E-05	0.038907	-0.035334	0.015945	0.025759	2.73689	0.299504	0.860922	0.161169	0.02517	100
NUM658	0.001613	5.47E-05	0.038907	-0.035334	0.015945	0.025565	2.737129	0.298815	0.861218	0.161285	0.025169	100
NUM659	0.001597	5.47E-05	0.038907	-0.035334	0.015957	0.026718	2.730783	0.313888	0.854752	0.159728	0.025207	100
NUM660	0.001448	5.47E-05	0.038907	-0.035334	0.015862	0.042416	2.782807	0.226538	0.89291	0.144775	0.02491	100
NUM661	0.001413	5.47E-05	0.038907	-0.035334	0.015878	0.047472	2.772917	0.252422	0.881429	0.141302	0.02496	100
NUM662	0.001241	-0.001149	0.038907	-0.035334	0.015865	0.076838	2.784149	0.292531	0.863928	0.124129	0.024917	100
NUM663	0.000864	-0.001751	0.038907	-0.035334	0.015808	0.113792	2.812645	0.362069	0.834406	0.086442	0.024739	100
NUM664	0.00091	-0.001751	0.038907	-0.035334	0.015768	0.112796	2.831885	0.329809	0.847975	0.090963	0.024613	100
NUM665	0.000705	-0.001751	0.038907	-0.035334	0.015541	0.103103	2.908152	0.21232	0.899281	0.070542	0.02391	100
NUM666	0.00035	-0.001841	0.038907	-0.035334	0.015378	0.13091	2.97777	0.287684	0.866025	0.034953	0.023412	100
NUM667	0.000383	-0.001832	0.038907	-0.035334	0.01537	0.124955	2.983191	0.261406	0.877478	0.038335	0.023386	100
NUM668	0.00076	-0.001751	0.038907	-0.035334	0.015458	0.090523	2.940523	0.151313	0.927135	0.076046	0.023656	100
NUM669	0.000653	-0.001751	0.038907	-0.035334	0.015383	0.101909	2.989239	0.173574	0.916873	0.06529	0.023427	100
NUM670	0.000738	-0.001149	0.038907	-0.035334	0.015379	0.085703	2.989981	0.122835	0.940431	0.07383	0.023415	100
NUM671	0.000862	-0.001149	0.038907	-0.035334	0.015279	0.080156	3.045047	0.115538	0.943868	0.086234	0.02311	100
NUM672	0.000856	-0.001149	0.038907	-0.035334	0.015277	0.081418	3.046718	0.119575	0.941965	0.085553	0.023104	100
NUM673	0.00095	5.47E-05	0.038907	-0.035334	0.01527	0.063637	3.050016	0.077919	0.96179	0.094953	0.023084	100
NUM674	0.001173	0.001051	0.038907	-0.035334	0.015131	0.046008	3.125928	0.101353	0.950586	0.117281	0.022664	100
NUM675	0.00112	0.001051	0.038907	-0.035334	0.01515	0.054822	3.111617	0.102001	0.950278	0.112011	0.022722	100
NUM676	0.001584	0.001583	0.038907	-0.035334	0.014933	0.058822	3.133872	0.13234	0.935972	0.158371	0.022075	100
NUM677	0.00145	0.001583	0.038907	-0.035334	0.014833	0.070346	3.200765	0.250421	0.882311	0.145048	0.021782	100
NUM678	0.001635	0.001959	0.038907	-0.035334	0.014808	0.038657	3.216784	0.22072	0.895512	0.163495	0.021709	100
NUM679	0.001918	0.001959	0.038907	-0.035334	0.014505	0.067891	3.310973	0.479753	0.786725	0.191822	0.02083	100
NUM680	0.001585	0.001959	0.038907	-0.035334	0.014049	-0.022214	3.324626	0.447316	0.799589	0.158462	0.019541	100
NUM681	0.001314	0.001583	0.038907	-0.035334	0.013979	0.013804	3.371119	0.577049	0.749368	0.131366	0.019346	100
NUM682	0.001344	0.001583	0.038907	-0.035334	0.013975	0.007307	3.374447	0.585102	0.746357	0.134436	0.019336	100
NUM683	0.001453	0.001583	0.038907	-0.035334	0.013928	-0.010656	3.415815	0.722317	0.696868	0.145321	0.019206	100
NUM684	0.001088	0.001583	0.038907	-0.035773	0.014417	-0.108027	3.414168	0.909228	0.634693	0.108825	0.020578	100
NUM685	0.0009	0.001583	0.038907	-0.035773	0.014066	-0.223542	3.355885	1.360576	0.506471	0.090027	0.019588	100
NUM686	0.000768	0.001583	0.038907	-0.035773	0.013936	-0.230886	3.429244	1.65618	0.436883	0.076834	0.019228	100
NUM687	0.000512	0.001583	0.038907	-0.035773	0.01358	-0.319951	3.477536	2.656311	0.264966	0.051187	0.018257	100
NUM688	0.000864	0.001959	0.038907	-0.035773	0.01373	-0.329368	3.440781	2.617592	0.270145	0.086419	0.018664	100
NUM689	0.00078	0.001959	0.038907	-0.035773	0.013632	-0.343816	3.490327	2.971913	0.226286	0.078026	0.018398	100
NUM690	0.001027	0.001959	0.038907	-0.035773	0.013203	-0.245358	3.463656	1.899079	0.386919	0.102674	0.017256	100
NUM691	0.001104	0.002263	0.038907	-0.035773	0.013198	-0.262787	3.47451	2.089115	0.351847	0.11044	0.017244	100
NUM692	0.001183	0.002263	0.038907	-0.035773	0.013113	-0.264645	3.53906	2.378056	0.304517	0.118278	0.017024	100
NUM693	0.001189	0.002263	0.038907	-0.035773	0.013117	-0.265317	3.535649	2.368717	0.305942	0.118934	0.017035	100
NUM694	0.001365	0.002263	0.038907	-0.035773	0.013335	-0.226959	3.447727	1.693759	0.428751	0.136547	0.017603	100
NUM695	0.001401	0.002263	0.038907	-0.035773	0.013278	-0.217428	3.465235	1.689763	0.429608	0.140063	0.017455	100
NUM696	0.001418	0.00261	0.038907	-0.035773	0.01328	-0.221234	3.46419	1.713541	0.424531	0.141814	0.01746	100
NUM697	0.001315	0.00261	0.038907	-0.035773	0.013171	-0.230603	3.530842	2.060431	0.35693	0.131509	0.017175	100
NUM698	0.001414	0.003019	0.038907	-0.035773	0.013151	-0.252424	3.558932	2.363653	0.306718	0.141433	0.017122	100
NUM699	0.000801	0.00261	0.038907	-0.046346	0.01392	-0.499417	4.140318	9.57499	0.008333	0.080132	0.019182	100

Data	Mean	Median	Maximum	Minimum	Std. Dev.	Skewness	Kurtosis	Jarque-Bera	Probability	Sum	Sum Sq. Dev.	Observations
NUM700	0.000759	0.00261	0.038907	-0.046346	0.013859	-0.515216	4.17135	10.14106	0.006279	0.075872	0.019016	100
NUM701	0.000619	0.002091	0.038907	-0.046346	0.013791	-0.502263	4.224123	10.44813	0.005385	0.061937	0.018828	100
NUM702	0.000606	0.002091	0.038907	-0.046346	0.013781	-0.50197	4.23237	10.52763	0.005176	0.060645	0.018803	100
NUM703	0.000721	0.002091	0.038907	-0.046346	0.013707	-0.523575	4.32891	11.92719	0.002571	0.072105	0.018602	100
NUM704	0.000314	0.001583	0.026225	-0.046346	0.013155	-0.747265	4.279504	16.12814	0.000315	0.03137	0.017133	100
NUM705	0.000534	0.002091	0.026225	-0.046346	0.013101	-0.792411	4.391002	18.52727	0.000095	0.053393	0.016991	100
NUM706	0.000529	0.002091	0.026225	-0.046346	0.013098	-0.791898	4.39278	18.53436	0.000094	0.052875	0.016985	100
NUM707	0.000618	0.002264	0.026225	-0.046346	0.013078	-0.814393	4.441055	19.70659	0.000053	0.06183	0.016932	100
NUM708	0.000646	0.002264	0.026225	-0.046346	0.013041	-0.816038	4.477619	20.19595	0.000041	0.064559	0.016836	100
NUM709	0.000571	0.002264	0.026225	-0.046346	0.012982	-0.820939	4.527638	20.956	0.000028	0.057072	0.016684	100
NUM710	0.000572	0.002331	0.026225	-0.046346	0.012982	-0.821205	4.527705	20.96414	0.000028	0.057206	0.016685	100
NUM711	0.000426	0.002331	0.026225	-0.046346	0.012847	-0.846133	4.632593	23.03801	0.00001	0.042648	0.016339	100
NUM712	0.000415	0.002331	0.026225	-0.046346	0.012853	-0.84308	4.621519	22.80192	0.000011	0.041531	0.016354	100
NUM713	0.000714	0.002331	0.026225	-0.046346	0.012351	-0.777951	4.776291	23.2335	0.000009	0.071404	0.015102	100
NUM714	0.000625	0.002331	0.026225	-0.046346	0.012232	-0.818197	4.866575	25.67454	0.000003	0.062472	0.014813	100
NUM715	0.000554	0.002331	0.026225	-0.046346	0.01226	-0.798562	4.806857	24.2314	0.000005	0.055448	0.01488	100
NUM716	0.000819	0.002677	0.026225	-0.046346	0.012042	-0.837885	5.099731	30.07115	0	0.081886	0.014355	100
NUM717	0.001128	0.002677	0.026225	-0.046346	0.011569	-0.786368	5.376527	33.83908	0	0.112806	0.013251	100
NUM718	0.000893	0.002331	0.026225	-0.046346	0.01146	-0.781742	5.46945	35.59444	0	0.089284	0.013002	100
NUM719	0.0008	0.002331	0.026225	-0.046346	0.011524	-0.757224	5.338237	32.33712	0	0.079974	0.013148	100
NUM720	0.000771	0.00196	0.026225	-0.046346	0.011519	-0.750957	5.339469	32.20359	0	0.077131	0.013137	100
NUM721	0.000606	0.001583	0.026225	-0.046346	0.011443	-0.739304	5.420498	33.52123	0	0.060564	0.012962	100
NUM722	0.000582	0.001583	0.026225	-0.046346	0.01145	-0.732262	5.400297	32.94273	0	0.058197	0.01298	100
NUM723	0.000787	0.00196	0.026225	-0.046346	0.011522	-0.751108	5.342029	32.2573	0	0.07873	0.013144	100
NUM724	0.000606	0.001583	0.026225	-0.046346	0.011415	-0.750962	5.459556	34.60496	0	0.060564	0.0129	100
NUM725	0.000708	0.001583	0.026225	-0.046346	0.011289	-0.760741	5.658535	39.09466	0	0.070831	0.012616	100
NUM726	0.000737	0.001583	0.026225	-0.046346	0.01127	-0.768845	5.701531	40.2615	0	0.073685	0.012574	100
NUM727	0.000985	0.00196	0.026225	-0.046346	0.011145	-0.817829	5.965936	47.80065	0	0.098497	0.012297	100
NUM728	0.000694	0.001583	0.026225	-0.046346	0.011075	-0.804306	5.986342	47.94111	0	0.069421	0.012142	100
NUM729	0.000452	0.001583	0.026225	-0.046346	0.011486	-0.858038	5.650957	41.55204	0	0.045159	0.01306	100
NUM730	0.000106	0.001323	0.026225	-0.046346	0.011662	-0.820412	5.367281	34.56801	0	0.010604	0.013465	100
NUM731	-2.77E-05	0.001259	0.026225	-0.046346	0.011661	-0.789988	5.332882	33.07776	0	-0.002774	0.013461	100
NUM732	7.49E-06	0.001259	0.026225	-0.046346	0.01165	-0.800387	5.361686	33.91682	0	0.000749	0.013437	100
NUM733	2.91E-07	0.001259	0.026225	-0.046346	0.011639	-0.805502	5.370983	34.23706	0	2.91E-05	0.01341	100
NUM734	2.88E-05	0.001259	0.026225	-0.046346	0.011637	-0.813176	5.382094	34.66413	0	0.002878	0.013406	100
NUM735	0.000128	0.001259	0.026225	-0.046346	0.011552	-0.836752	5.544186	38.63958	0	0.012804	0.013211	100
NUM736	0.000109	0.001259	0.026225	-0.046346	0.011526	-0.846263	5.572211	39.50381	0	0.010884	0.013152	100
NUM737	0.000128	0.001259	0.026225	-0.046346	0.01153	-0.850201	5.570798	39.58486	0	0.012771	0.01316	100
NUM738	-7.76E-06	0.001055	0.026225	-0.046346	0.011562	-0.81394	5.474444	36.55361	0	-0.000776	0.013234	100
NUM739	-0.00025	0.000802	0.026225	-0.046346	0.011472	-0.801831	5.539627	37.58932	0	-0.024952	0.013028	100
NUM740	-0.000209	0.000802	0.026225	-0.046346	0.011448	-0.813971	5.593528	39.06908	0	-0.020857	0.012976	100
NUM741	-4.49E-05	0.001055	0.026225	-0.046346	0.011366	-0.856958	5.784375	44.54271	0	-0.004495	0.012789	100
NUM742	-0.000158	0.000802	0.026225	-0.046346	0.011344	-0.835571	5.793278	44.14634	0	-0.015761	0.012739	100

Data	Mean	Median	Maximum	Minimum	Std. Dev.	Skewness	Kurtosis	Jarque-Bera	Probability	Sum	Sum Sq. Dev.	Observations
NUM743	-0.000406	0.0006	0.026225	-0.046346	0.011463	-0.785674	5.544971	37.27504	0	-0.040646	0.013008	100
NUM744	-0.000481	0.000442	0.026225	-0.046346	0.01144	-0.77322	5.567048	37.42173	0	-0.048082	0.012957	100
NUM745	-0.00017	0.0006	0.026225	-0.046346	0.01168	-0.710786	5.392743	32.27535	0	-0.016983	0.013507	100
NUM746	-0.000196	0.0006	0.026225	-0.046346	0.01169	-0.703177	5.36902	31.62535	0	-0.019615	0.013529	100
NUM747	-0.000304	0.000442	0.026225	-0.046346	0.011708	-0.675085	5.312773	29.88283	0	-0.030352	0.01357	100
NUM748	-0.000195	0.0006	0.026225	-0.046346	0.011727	-0.696699	5.304852	30.22458	0	-0.019508	0.013615	100
NUM749	0.00011	0.000802	0.026225	-0.046346	0.011985	-0.632784	5.126886	25.52211	0.000003	0.011017	0.01422	100
NUM750	0.000322	0.001055	0.026225	-0.046346	0.012032	-0.661814	5.105581	25.77276	0.000003	0.03221	0.014333	100
NUM751	0.000267	0.000802	0.026225	-0.046346	0.012023	-0.6502	5.109296	25.58404	0.000003	0.026702	0.01431	100
NUM752	0.000212	0.000802	0.026225	-0.046346	0.011987	-0.648123	5.152264	26.30205	0.000002	0.021244	0.014226	100
NUM753	0.000159	0.000802	0.026225	-0.046346	0.012016	-0.634022	5.095131	24.98962	0.000004	0.015863	0.014294	100
NUM754	0.000138	0.000802	0.026225	-0.046346	0.012009	-0.630368	5.101653	25.02668	0.000004	0.013783	0.014278	100
NUM755	0.000337	0.000802	0.030102	-0.046346	0.012339	-0.49003	4.959373	19.99858	0.000045	0.033723	0.015072	100
NUM756	3.63E-05	0.0006	0.030102	-0.046346	0.012665	-0.498823	4.682619	15.94377	0.000345	0.003633	0.015881	100
NUM757	0.000132	0.000802	0.030102	-0.046346	0.012645	-0.521923	4.727925	16.98059	0.000205	0.013177	0.015829	100
NUM758	-4.49E-05	0.000802	0.030102	-0.046346	0.012817	-0.505471	4.526079	13.96217	0.000929	-0.004486	0.016263	100
NUM759	7.21E-05	0.000802	0.030102	-0.046346	0.012766	-0.532127	4.611422	15.53882	0.000422	0.007208	0.016134	100
NUM760	0.000256	0.000802	0.030102	-0.046346	0.012954	-0.500836	4.46662	13.143	0.0014	0.025571	0.016612	100
NUM761	0.0004	0.001055	0.030102	-0.046346	0.012946	-0.531649	4.49926	14.07659	0.000878	0.039954	0.016593	100
NUM762	0.000392	0.001055	0.030102	-0.046346	0.01295	-0.52994	4.493016	13.96851	0.000926	0.039222	0.016602	100
NUM763	0.000383	0.001055	0.030102	-0.046346	0.012962	-0.529778	4.48108	13.81773	0.000999	0.038302	0.016632	100
NUM764	0.00048	0.001055	0.030102	-0.046346	0.012914	-0.551955	4.558403	15.19683	0.000501	0.048028	0.01651	100
NUM765	0.000409	0.000802	0.030102	-0.046346	0.012893	-0.539789	4.575236	15.19524	0.000502	0.040854	0.016456	100
NUM766	0.000647	0.001055	0.030102	-0.046346	0.012914	-0.576319	4.592374	16.10095	0.000319	0.064732	0.01651	100
NUM767	0.000858	0.001259	0.030102	-0.046346	0.013044	-0.578426	4.4895	14.82049	0.000605	0.085835	0.016846	100
NUM768	0.000522	0.001055	0.030102	-0.046346	0.0129	-0.578001	4.546736	15.53639	0.000423	0.052218	0.016475	100
NUM769	0.000374	0.000802	0.030102	-0.046346	0.012922	-0.545096	4.492881	14.23839	0.000809	0.037372	0.01653	100
NUM770	0.000285	0.000697	0.030102	-0.046346	0.012925	-0.524744	4.473465	13.63551	0.001094	0.02846	0.016539	100
NUM771	0.000301	0.000697	0.030102	-0.046346	0.012919	-0.528761	4.48431	13.83971	0.000988	0.03009	0.016523	100
NUM772	0.000215	0.000549	0.030102	-0.046346	0.012917	-0.509835	4.473727	13.38167	0.001242	0.021535	0.016517	100
NUM773	0.000258	0.000549	0.030102	-0.046346	0.012938	-0.514673	4.452429	13.2046	0.001357	0.025847	0.016573	100
NUM774	0.000216	0.000442	0.030102	-0.046346	0.012937	-0.505031	4.447767	12.98439	0.001515	0.021587	0.016569	100
NUM775	0.00033	0.000549	0.030102	-0.046346	0.012923	-0.531157	4.484022	13.87847	0.000969	0.032999	0.016534	100
NUM776	0.000115	0.000442	0.030102	-0.046346	0.012812	-0.519474	4.571465	14.78715	0.000615	0.01146	0.016251	100
NUM777	-6.28E-05	0.000395	0.030102	-0.046346	0.012854	-0.481896	4.49114	13.13498	0.001405	-0.006279	0.016359	100
NUM778	-4.53E-05	0.000395	0.030102	-0.046346	0.012868	-0.482123	4.477608	12.97124	0.001525	-0.004535	0.016392	100
NUM779	0.000116	0.000405	0.030102	-0.046346	0.012975	-0.486471	4.382724	11.91059	0.002592	0.011614	0.016666	100
NUM780	6.83E-05	-1.35E-05	0.030102	-0.046346	0.012968	-0.476512	4.385115	11.77833	0.002769	0.006827	0.016648	100
NUM781	0.000127	-1.35E-05	0.030102	-0.046346	0.012942	-0.490097	4.427058	12.48864	0.001941	0.012655	0.016581	100
NUM782	4.17E-05	-0.0004	0.030102	-0.046346	0.012962	-0.469912	4.387742	11.70458	0.002873	0.004166	0.016634	100
NUM783	-9.45E-05	-0.000561	0.030102	-0.046346	0.013025	-0.441271	4.294094	10.22316	0.006027	-0.009455	0.016795	100
NUM784	9.98E-05	-0.000561	0.030102	-0.046346	0.012626	-0.323388	4.258988	8.347375	0.015395	0.009985	0.015782	100
NUM785	-5.10E-05	-0.000561	0.030102	-0.046346	0.0125	-0.326119	4.373837	9.636845	0.00808	-0.005096	0.01547	100

Data	Mean	Median	Maximum	Minimum	Std. Dev.	Skewness	Kurtosis	Jarque-Bera	Probability	Sum	Sum Sq. Dev.	Observations
NUM786	2.01E-05	-0.000561	0.030102	-0.046346	0.012566	-0.323205	4.309676	8.887901	0.011749	0.002009	0.015633	100
NUM787	1.98E-06	-0.000561	0.030102	-0.046346	0.012558	-0.320462	4.318873	8.959211	0.011338	0.000198	0.015612	100
NUM788	-0.000371	-0.000843	0.030102	-0.046346	0.012388	-0.32988	4.382651	9.779195	0.007524	-0.037088	0.015193	100
NUM789	-0.00077	-0.001202	0.030102	-0.046346	0.01261	-0.328092	4.238652	8.186809	0.016682	-0.076971	0.015742	100
NUM790	-0.000656	-0.000843	0.030102	-0.046346	0.012578	-0.353998	4.291563	9.039139	0.010894	-0.065559	0.015662	100
NUM791	-0.000936	-0.001202	0.030102	-0.046346	0.012781	-0.332904	4.10452	6.930269	0.031269	-0.09363	0.016172	100
NUM792	-0.000543	-0.000843	0.030356	-0.046346	0.013132	-0.257576	4.036676	5.583665	0.061309	-0.054303	0.017071	100
NUM793	-0.000802	-0.001202	0.030356	-0.046346	0.013183	-0.217132	3.970935	4.713751	0.094716	-0.080157	0.017206	100
NUM794	-0.001046	-0.001202	0.030356	-0.046346	0.012901	-0.267799	4.111412	6.34209	0.04196	-0.10462	0.016476	100
NUM795	-0.000872	-0.000843	0.030356	-0.046346	0.012787	-0.292437	4.243317	7.866308	0.019582	-0.087233	0.016187	100
NUM796	-0.001059	-0.001202	0.030356	-0.046346	0.012853	-0.257551	4.154257	6.656828	0.03585	-0.105909	0.016354	100
NUM797	-0.001073	-0.001202	0.030356	-0.046346	0.012841	-0.257139	4.165811	6.764992	0.033963	-0.107334	0.016325	100
NUM798	-0.001387	-0.001428	0.030356	-0.046346	0.013106	-0.255662	3.986432	5.143747	0.076392	-0.138732	0.017004	100
NUM799	-0.00095	-0.001428	0.030356	-0.030478	0.012295	0.079358	3.303395	0.488497	0.783293	-0.094967	0.014965	100
NUM800	-0.001382	-0.00156	0.030356	-0.030478	0.012377	0.070577	3.309382	0.48184	0.785904	-0.138188	0.015165	100
NUM801	-0.001554	-0.001713	0.030356	-0.030478	0.012471	0.091515	3.238542	0.376674	0.828335	-0.155422	0.015396	100
NUM802	-0.001848	-0.001784	0.030356	-0.030478	0.012542	0.1234	3.207956	0.433985	0.804936	-0.184791	0.015574	100
NUM803	-0.001361	-0.001713	0.044295	-0.030478	0.013364	0.414568	3.873444	6.043216	0.048723	-0.138126	0.017681	100
NUM804	-0.001125	-0.00156	0.044295	-0.030478	0.013599	0.401138	3.699911	4.723008	0.094278	-0.11248	0.018309	100
NUM805	-0.000918	-0.00156	0.044295	-0.030478	0.013897	0.430277	3.586047	4.516686	0.104524	-0.091781	0.019119	100
NUM806	-0.001233	-0.001713	0.044295	-0.030478	0.01409	0.42635	3.520103	4.156694	0.125137	-0.123314	0.019654	100
NUM807	-0.001085	-0.001713	0.044295	-0.030478	0.014202	0.405941	3.419185	3.478619	0.175642	-0.108536	0.019969	100
NUM808	-0.00065	-0.00156	0.044295	-0.030478	0.014418	0.389977	3.322937	2.969235	0.226589	-0.064981	0.02058	100
NUM809	-0.000769	-0.001713	0.044295	-0.030478	0.014403	0.414317	3.349136	3.368874	0.185549	-0.07689	0.020538	100
NUM810	-0.001035	-0.002031	0.044295	-0.030478	0.014586	0.412568	3.278977	3.161151	0.205857	-0.103453	0.021061	100
NUM811	-0.000856	-0.002031	0.044295	-0.030478	0.014769	0.403612	3.168964	2.834002	0.24244	-0.085635	0.021594	100
NUM812	-0.000833	-0.002031	0.044295	-0.030478	0.014761	0.400094	3.172948	2.792555	0.247517	-0.083326	0.021571	100
NUM813	-0.000873	-0.002031	0.044295	-0.030478	0.014779	0.405096	3.162843	2.845533	0.241046	-0.087344	0.021624	100
NUM814	-0.000848	-0.002031	0.044295	-0.030478	0.014805	0.40287	3.145174	2.792889	0.247475	-0.084791	0.021698	100
NUM815	-0.000648	-0.001713	0.044295	-0.030478	0.014847	0.366941	3.09443	2.281246	0.31962	-0.064798	0.021823	100
NUM816	-0.00074	-0.002031	0.044295	-0.030478	0.014846	0.384997	3.104236	2.515656	0.284271	-0.073961	0.021821	100
NUM817	-0.000673	-0.002031	0.044295	-0.030478	0.014858	0.371169	3.087695	2.328154	0.312211	-0.067273	0.021856	100
NUM818	-0.000538	-0.001713	0.044295	-0.030478	0.014875	0.34497	3.061619	1.999228	0.368022	-0.053821	0.021906	100
NUM819	-0.000386	-0.00156	0.044295	-0.030478	0.014839	0.320982	3.074929	1.740546	0.418837	-0.038563	0.021798	100
NUM820	-0.000459	-0.001713	0.044295	-0.030478	0.014848	0.334593	3.073549	1.888413	0.388988	-0.045859	0.021827	100
NUM821	-0.000433	-0.00156	0.044295	-0.030478	0.014847	0.329564	3.072153	1.831894	0.400137	-0.043337	0.021824	100
NUM822	-0.000401	-0.001232	0.044295	-0.030478	0.014843	0.32355	3.073271	1.767117	0.41331	-0.040135	0.02181	100
NUM823	-0.000581	-0.00156	0.044295	-0.030478	0.014763	0.354015	3.1442	2.175412	0.336989	-0.058102	0.021578	100
NUM824	-0.000499	-0.001232	0.044295	-0.030478	0.01478	0.337229	3.122972	1.958395	0.375612	-0.049904	0.021626	100
NUM825	-0.000438	-0.001232	0.044295	-0.030478	0.014761	0.327457	3.132702	1.860504	0.394454	-0.043832	0.021571	100
NUM826	-0.000613	-0.001232	0.044295	-0.030478	0.014922	0.31852	3.065104	1.708575	0.425586	-0.061349	0.022045	100
NUM827	-0.000673	-0.001232	0.044295	-0.030478	0.014901	0.330231	3.087098	1.849151	0.3967	-0.067298	0.021981	100
NUM828	-0.000583	-0.001232	0.044295	-0.030478	0.014865	0.31791	3.106862	1.732025	0.420625	-0.058338	0.021875	100

Data	Mean	Median	Maximum	Minimum	Std. Dev.	Skewness	Kurtosis	Jarque-Bera	Probability	Sum	Sum Sq. Dev.	Observations
NUM829	-0.000297	-0.001232	0.044295	-0.028304	0.014556	0.367168	3.166365	2.362195	0.306942	-0.029677	0.020975	100
NUM830	-7.60E-06	-0.001005	0.044295	-0.028304	0.014389	0.359427	3.222637	2.359665	0.30733	-0.00076	0.020498	100
NUM831	0.000223	-0.000843	0.044295	-0.028304	0.014469	0.321622	3.147447	1.814596	0.403613	0.022311	0.020725	100
NUM832	0.000246	-0.000649	0.044295	-0.028304	0.014467	0.316902	3.146533	1.763246	0.41411	0.02463	0.020721	100
NUM833	5.52E-05	-0.000843	0.044295	-0.028304	0.014358	0.345503	3.237858	2.225271	0.328692	0.005521	0.020408	100
NUM834	7.67E-05	-0.000843	0.044295	-0.028304	0.01436	0.340884	3.233424	2.163729	0.338963	0.007667	0.020416	100
NUM835	0.00023	-0.000649	0.044295	-0.028304	0.014389	0.311026	3.196265	1.772786	0.41214	0.022963	0.020498	100
NUM836	5.22E-05	-0.000843	0.044295	-0.028304	0.014321	0.34274	3.263524	2.2472	0.325107	0.005221	0.020305	100
NUM837	0.000156	-0.000843	0.044295	-0.028304	0.014382	0.325089	3.206801	1.93958	0.379163	0.015609	0.020479	100
NUM838	0.000244	-0.000675	0.044295	-0.028304	0.01435	0.311859	3.225886	1.833533	0.39981	0.024394	0.020387	100
NUM839	0.000447	-0.000619	0.044295	-0.028304	0.014376	0.275525	3.189644	1.415089	0.492853	0.044676	0.020461	100
NUM840	0.000414	-0.000619	0.044295	-0.028304	0.014392	0.27999	3.179489	1.440809	0.486555	0.041383	0.020505	100
NUM841	0.000427	-0.000619	0.044295	-0.028304	0.014394	0.277208	3.176413	1.410409	0.494007	0.042689	0.020512	100
NUM842	0.000555	-0.000505	0.044295	-0.028304	0.014415	0.251757	3.149616	1.149631	0.562809	0.055489	0.020572	100
NUM843	0.000706	-0.000505	0.044295	-0.028304	0.014296	0.248675	3.215009	1.223275	0.542462	0.070638	0.020233	100
NUM844	0.00079	-0.0004	0.044295	-0.028304	0.014312	0.231445	3.195619	1.052227	0.590897	0.078971	0.020279	100
NUM845	0.0005	-0.000505	0.044295	-0.028304	0.014128	0.256314	3.309059	1.492936	0.474038	0.050043	0.019761	100
NUM846	0.000685	-0.0004	0.044295	-0.028304	0.014166	0.222348	3.266294	1.119446	0.571367	0.068488	0.019867	100
NUM847	0.000948	-9.26E-05	0.044295	-0.028304	0.014256	0.185245	3.194018	0.728772	0.694623	0.09482	0.020121	100
NUM848	0.000827	-0.0004	0.044295	-0.028304	0.014254	0.209411	3.202919	0.902451	0.636847	0.082702	0.020114	100
NUM849	0.000649	-0.0004	0.044295	-0.028304	0.014057	0.205093	3.305033	1.088737	0.580208	0.064856	0.019561	100
NUM850	0.000478	-0.000505	0.044295	-0.028304	0.014003	0.236049	3.35964	1.467574	0.480087	0.047845	0.019412	100
NUM851	0.000157	-0.000619	0.044295	-0.032594	0.014388	0.161746	3.310408	0.837498	0.657869	0.015667	0.020495	100
NUM852	0.000182	-0.000619	0.044295	-0.032594	0.014399	0.157149	3.299759	0.785994	0.675031	0.018174	0.020526	100
NUM853	0.000363	-0.000489	0.044295	-0.032594	0.014399	0.124278	3.292827	0.614701	0.735393	0.036288	0.020526	100
NUM854	0.000451	-0.000489	0.044295	-0.032594	0.014441	0.109622	3.255288	0.471832	0.789847	0.045097	0.020646	100
NUM855	0.000231	-0.000489	0.044295	-0.032594	0.01415	0.071607	3.339204	0.564873	0.753944	0.023099	0.019821	100
NUM856	0.000428	-0.000489	0.044295	-0.032594	0.013883	0.118586	3.414707	0.950969	0.621584	0.042773	0.019081	100
NUM857	0.000435	-0.000489	0.044295	-0.032594	0.013884	0.117053	3.413438	0.940568	0.624825	0.043482	0.019084	100
NUM858	0.000578	-0.000489	0.044295	-0.032594	0.013733	0.127109	3.499672	1.309579	0.519551	0.05784	0.01867	100
NUM859	0.00068	-0.000489	0.044295	-0.032594	0.013769	0.107703	3.462655	1.085205	0.581234	0.067988	0.018768	100
NUM860	0.000478	-0.000489	0.044295	-0.032594	0.013595	0.115604	3.583034	1.639105	0.440629	0.047814	0.018297	100
NUM861	0.000512	-0.000489	0.044295	-0.032594	0.013615	0.11024	3.56256	1.521187	0.467389	0.051241	0.018352	100
NUM862	0.000842	-9.26E-05	0.044295	-0.032594	0.013835	0.09981	3.449335	1.007294	0.604323	0.0842	0.018949	100
NUM863	0.000889	-9.26E-05	0.044295	-0.032594	0.013784	0.10276	3.481663	1.142658	0.564774	0.088926	0.018809	100
NUM864	0.000817	-9.26E-05	0.044295	-0.032594	0.013812	0.114995	3.456991	1.090565	0.579678	0.081722	0.018888	100
NUM865	0.000775	-0.000489	0.044295	-0.032594	0.013819	0.123642	3.451673	1.104826	0.575559	0.077534	0.018906	100
NUM866	0.000776	-0.000489	0.044295	-0.032594	0.01382	0.123609	3.451214	1.102962	0.576096	0.077597	0.018908	100
NUM867	0.000638	-0.000489	0.044295	-0.032594	0.013702	0.132616	3.542618	1.519925	0.467684	0.063838	0.018587	100
NUM868	0.000557	-0.000489	0.044295	-0.032594	0.013794	0.125053	3.487601	1.251284	0.534918	0.055672	0.018836	100
NUM869	0.000607	-0.000489	0.044295	-0.032594	0.013768	0.117564	3.509651	1.31262	0.518762	0.06074	0.018767	100
NUM870	0.000629	-0.000489	0.044295	-0.032594	0.013762	0.113409	3.515486	1.32155	0.516451	0.062916	0.018749	100
NUM871	0.000882	-9.26E-05	0.044295	-0.032594	0.013913	0.090103	3.408766	0.831514	0.65984	0.088213	0.019165	100

Data	Mean	Median	Maximum	Minimum	Std. Dev.	Skewness	Kurtosis	Jarque-Bera	Probability	Sum	Sum Sq. Dev.	Observations
NUM872	0.00086	-9.26E-05	0.044295	-0.032594	0.013922	0.093895	3.400987	0.816898	0.66468	0.086011	0.019189	100
NUM873	0.000826	-9.26E-05	0.044295	-0.032594	0.013907	0.100037	3.41623	0.888654	0.641256	0.082603	0.019146	100
NUM874	0.000897	0.00039	0.044295	-0.032594	0.013913	0.085006	3.408164	0.814589	0.665448	0.089691	0.019164	100
NUM875	0.000849	-5.36E-05	0.044295	-0.032594	0.013909	0.095229	3.413435	0.863342	0.649423	0.084928	0.019153	100
NUM876	0.001237	0.00039	0.044295	-0.032594	0.014308	0.141979	3.352167	0.852724	0.65288	0.123731	0.020269	100
NUM877	0.001295	0.00039	0.044295	-0.032594	0.014267	0.137489	3.382842	0.925753	0.62947	0.129525	0.02015	100
NUM878	0.001323	0.00039	0.044295	-0.032594	0.014287	0.134347	3.365574	0.857672	0.651267	0.132273	0.020208	100
NUM879	0.001071	-5.36E-05	0.044295	-0.032594	0.014238	0.173196	3.41209	1.207523	0.546751	0.107054	0.020068	100
NUM880	0.001039	-5.36E-05	0.044295	-0.032594	0.014244	0.17928	3.407324	1.226993	0.541454	0.103907	0.020087	100
NUM881	0.000902	-5.36E-05	0.044295	-0.032594	0.014346	0.186288	3.340449	1.06133	0.588214	0.090196	0.020375	100
NUM882	0.000824	-5.36E-05	0.044295	-0.032594	0.014412	0.188181	3.298135	0.960553	0.618612	0.08241	0.020562	100
NUM883	0.000994	0.00039	0.044295	-0.032594	0.01435	0.163608	3.338419	0.923326	0.630235	0.099434	0.020386	100
NUM884	0.00136	0.001037	0.044295	-0.032594	0.01437	0.12838	3.313991	0.685483	0.709822	0.136024	0.020444	100
NUM885	0.001401	0.001037	0.044295	-0.032594	0.01438	0.120187	3.303691	0.625036	0.731603	0.140074	0.020472	100
NUM886	0.001371	0.001037	0.044295	-0.032594	0.014355	0.122571	3.323011	0.685125	0.709949	0.137088	0.020399	100
NUM887	0.001272	0.00039	0.044295	-0.032594	0.014364	0.142115	3.318336	0.758853	0.684254	0.12717	0.020426	100
NUM888	0.001516	0.001037	0.044295	-0.032594	0.014323	0.105752	3.339024	0.665297	0.717022	0.151636	0.02031	100
NUM889	0.001916	0.001611	0.044295	-0.032594	0.014063	0.119186	3.395727	0.889256	0.641063	0.191593	0.01958	100
NUM890	0.002093	0.001745	0.044295	-0.032594	0.014169	0.097281	3.312342	0.564218	0.754192	0.20929	0.019875	100
NUM891	0.002244	0.001745	0.044295	-0.032594	0.013968	0.129661	3.381954	0.888071	0.641443	0.224403	0.019315	100
NUM892	0.001742	0.001154	0.044295	-0.032594	0.013848	0.116434	3.401612	0.897998	0.638267	0.174248	0.018986	100
NUM893	0.001857	0.001154	0.044295	-0.032594	0.013745	0.115403	3.471432	1.147998	0.563268	0.185747	0.018704	100
NUM894	0.001885	0.001154	0.044295	-0.032594	0.013748	0.109469	3.468051	1.112523	0.573348	0.188456	0.018711	100
NUM895	0.00192	0.001946	0.044295	-0.032594	0.013746	0.101729	3.46881	1.088242	0.580352	0.192034	0.018706	100

Output Eviews JAKMIND

Data	Mean	Median	Maximum	Minimum	Std. Dev.	Skewness	Kurtosis	Jarque-Bera	Probability	Sum	Sum Sq. Dev.	Observations
NUM101	0.001604	0.004103	0.037017	-0.028829	0.01632	-0.134408	2.233366	2.74996	0.252845	0.160412	0.026369	100
NUM102	0.00199	0.004294	0.037017	-0.028829	0.01608	-0.15058	2.272797	2.581343	0.275086	0.199022	0.025597	100
NUM103	0.002037	0.004294	0.037017	-0.028829	0.016065	-0.158908	2.282439	2.568252	0.277169	0.203717	0.02555	100
NUM104	0.00176	0.004103	0.037017	-0.028829	0.015891	-0.145048	2.321918	2.266463	0.321991	0.175961	0.025001	100
NUM105	0.001867	0.004103	0.037017	-0.028829	0.015858	-0.163689	2.343796	2.240749	0.326158	0.186689	0.024897	100
NUM106	0.002154	0.004103	0.049558	-0.028829	0.016454	0.032422	2.720354	0.343362	0.842248	0.215358	0.026802	100
NUM107	0.002604	0.004294	0.049558	-0.028829	0.017064	0.138464	2.835927	0.431703	0.805855	0.26035	0.028826	100
NUM108	0.002855	0.004581	0.049558	-0.028829	0.016964	0.111226	2.878966	0.267227	0.874928	0.285527	0.02849	100
NUM109	0.002543	0.004478	0.049558	-0.028829	0.017221	0.108934	2.807097	0.352825	0.838272	0.254284	0.02936	100
NUM110	0.002415	0.004478	0.049558	-0.028829	0.017257	0.127725	2.78884	0.457679	0.795456	0.241492	0.029484	100
NUM111	0.00233	0.004111	0.049558	-0.028829	0.01727	0.141699	2.783907	0.529212	0.767508	0.232983	0.029525	100
NUM112	0.002214	0.003418	0.049558	-0.028829	0.017241	0.160753	2.80561	0.588141	0.745224	0.221355	0.029426	100
NUM113	0.002207	0.003418	0.049558	-0.028829	0.017234	0.160701	2.808355	0.583445	0.746976	0.220739	0.029403	100
NUM114	0.002438	0.003418	0.049558	-0.028829	0.017069	0.151377	2.872118	0.450056	0.798494	0.243781	0.028843	100
NUM115	0.002475	0.004111	0.049558	-0.028829	0.017075	0.144921	2.866886	0.423866	0.809019	0.247459	0.028863	100
NUM116	0.002973	0.004808	0.049558	-0.028829	0.016919	0.132926	2.872459	0.362268	0.834323	0.297334	0.028339	100
NUM117	0.003117	0.004808	0.049558	-0.028829	0.016762	0.143369	2.924596	0.36627	0.832656	0.311663	0.027814	100
NUM118	0.003286	0.005193	0.049558	-0.028829	0.01683	0.118944	2.878621	0.297182	0.861921	0.328587	0.028043	100
NUM119	0.002908	0.004808	0.049558	-0.028829	0.017011	0.138597	2.831521	0.438422	0.803152	0.290843	0.028649	100
NUM120	0.002994	0.004808	0.049558	-0.028829	0.016959	0.130495	2.858327	0.367446	0.832166	0.299399	0.028475	100
NUM121	0.002531	0.004111	0.049558	-0.033085	0.017306	0.109407	2.835013	0.312916	0.855168	0.253109	0.029651	100
NUM122	0.00284	0.004154	0.049558	-0.033085	0.017042	0.114507	2.908822	0.25317	0.881099	0.283965	0.028752	100
NUM123	0.002932	0.004154	0.049558	-0.033085	0.017143	0.116003	2.867848	0.297045	0.861981	0.2932	0.029095	100
NUM124	0.002511	0.003501	0.049558	-0.033085	0.017354	0.12988	2.826416	0.406692	0.815996	0.251087	0.029815	100
NUM125	0.00243	0.003501	0.049558	-0.033085	0.017299	0.138392	2.858669	0.402432	0.817736	0.24301	0.029625	100
NUM126	0.002392	0.003501	0.049558	-0.033085	0.017317	0.142962	2.848741	0.435965	0.804139	0.239214	0.029688	100
NUM127	0.001763	0.003418	0.049558	-0.052501	0.018146	-0.053146	3.202217	0.217458	0.896974	0.176344	0.032598	100
NUM128	0.001816	0.003418	0.049558	-0.052501	0.018085	-0.050846	3.228118	0.259913	0.878134	0.181633	0.03238	100
NUM129	0.002433	0.003501	0.049558	-0.052501	0.018279	-0.042591	3.22491	0.241003	0.886476	0.243304	0.033078	100
NUM130	0.002597	0.003501	0.049558	-0.052501	0.01821	-0.063755	3.269995	0.371483	0.830488	0.259703	0.03283	100
NUM131	0.002551	0.003501	0.049558	-0.052501	0.018257	-0.063316	3.2466	0.320198	0.852059	0.255101	0.032997	100
NUM132	0.0028	0.003501	0.049558	-0.052501	0.018068	-0.076698	3.344048	0.591247	0.744067	0.279962	0.032318	100
NUM133	0.002434	0.003418	0.049558	-0.052501	0.018211	-0.044474	3.27198	0.341188	0.843164	0.243391	0.032832	100
NUM134	0.001839	0.003269	0.049558	-0.052501	0.018757	-0.106228	3.282192	0.519876	0.771099	0.183915	0.03483	100
NUM135	0.001569	0.003269	0.049558	-0.052501	0.019339	-0.250751	3.481997	2.015942	0.364959	0.156918	0.037024	100
NUM136	0.002107	0.003418	0.05316	-0.052501	0.020013	-0.133295	3.496306	1.322457	0.516217	0.210654	0.039653	100
NUM137	0.001995	0.003418	0.05316	-0.052501	0.020102	-0.125705	3.444424	1.08633	0.580907	0.199479	0.040005	100
NUM138	0.002535	0.003501	0.05316	-0.052501	0.020203	-0.15276	3.427759	1.151336	0.562329	0.25352	0.040407	100
NUM139	0.002566	0.003501	0.05316	-0.052501	0.020257	-0.14217	3.424613	1.088106	0.580391	0.256608	0.040623	100
NUM140	0.002567	0.003501	0.05316	-0.052501	0.020257	-0.142247	3.424746	1.088944	0.580148	0.256664	0.040623	100
NUM141	0.002699	0.004154	0.05316	-0.052501	0.020306	-0.157465	3.397958	1.073132	0.584753	0.269917	0.04082	100

Data	Mean	Median	Maximum	Minimum	Std. Dev.	Skewness	Kurtosis	Jarque-Bera	Probability	Sum	Sum Sq. Dev.	Observations
NUM142	0.002249	0.003461	0.05316	-0.052501	0.020034	-0.148762	3.48229	1.338017	0.512216	0.224902	0.039737	100
NUM143	0.002047	0.003269	0.05316	-0.052501	0.020054	-0.120875	3.464632	1.143025	0.564671	0.204719	0.039812	100
NUM144	0.002432	0.003461	0.05316	-0.052501	0.01987	-0.151557	3.561362	1.695859	0.428301	0.243236	0.039089	100
NUM145	0.002515	0.003461	0.05316	-0.052501	0.019921	-0.15803	3.532215	1.596449	0.450127	0.251457	0.039287	100
NUM146	0.002629	0.003461	0.05316	-0.052501	0.019882	-0.173808	3.562137	1.820145	0.402495	0.262851	0.039134	100
NUM147	0.00262	0.003461	0.05316	-0.052501	0.01988	-0.17262	3.563588	1.820092	0.402506	0.261954	0.039124	100
NUM148	0.00269	0.003461	0.05316	-0.052501	0.019854	-0.182488	3.58396	1.975901	0.372339	0.269019	0.039022	100
NUM149	0.002696	0.003461	0.05316	-0.052501	0.019852	-0.183337	3.585407	1.988129	0.370069	0.269598	0.039015	100
NUM150	0.002696	0.003461	0.05316	-0.052501	0.019852	-0.183379	3.585384	1.988275	0.370043	0.269627	0.039016	100
NUM151	0.002458	0.003269	0.05316	-0.052501	0.019869	-0.151319	3.566181	1.717293	0.423735	0.245779	0.039083	100
NUM152	0.002202	0.002837	0.05316	-0.052501	0.019718	-0.134628	3.645433	2.037845	0.360984	0.220249	0.038491	100
NUM153	0.002561	0.003269	0.05316	-0.052501	0.019473	-0.154082	3.776357	2.90706	0.233744	0.256112	0.037539	100
NUM154	0.002446	0.002837	0.05316	-0.052501	0.01945	-0.138	3.79017	2.918937	0.23236	0.244604	0.03745	100
NUM155	0.002423	0.00251	0.05316	-0.052501	0.019448	-0.13454	3.790629	2.906242	0.233839	0.242342	0.037445	100
NUM156	0.002498	0.00251	0.05316	-0.052501	0.019505	-0.138113	3.755736	2.69766	0.259544	0.249818	0.037664	100
NUM157	0.002283	0.002504	0.05316	-0.052501	0.019455	-0.111003	3.785134	2.77384	0.249844	0.228341	0.037472	100
NUM158	0.002387	0.002504	0.05316	-0.052501	0.019618	-0.08542	3.744885	2.4335	0.296191	0.238725	0.0381	100
NUM159	0.002425	0.002504	0.05316	-0.052501	0.019606	-0.090823	3.754495	2.509409	0.28516	0.242523	0.038054	100
NUM160	0.002768	0.00251	0.05316	-0.052501	0.01941	-0.115984	3.870702	3.383047	0.184239	0.276792	0.037296	100
NUM161	0.002662	0.00251	0.05316	-0.052501	0.019331	-0.110443	3.92152	3.741624	0.153999	0.266229	0.036993	100
NUM162	0.002339	0.002504	0.05316	-0.052501	0.019434	-0.075592	3.849287	3.100604	0.212184	0.233945	0.037391	100
NUM163	0.002407	0.002504	0.05316	-0.052501	0.019465	-0.0833	3.82742	2.968249	0.226701	0.240653	0.037511	100
NUM164	0.00223	0.002504	0.05316	-0.052501	0.019295	-0.085369	3.920866	3.654771	0.160834	0.222985	0.036856	100
NUM165	0.00207	0.002419	0.05316	-0.052501	0.019317	-0.062104	3.901287	3.448944	0.178267	0.207028	0.036941	100
NUM166	0.002136	0.002419	0.05316	-0.052501	0.019293	-0.071096	3.9208	3.617044	0.163896	0.213559	0.036849	100
NUM167	0.002435	0.002419	0.05316	-0.052501	0.019542	-0.073458	3.793244	2.711754	0.257721	0.24346	0.037809	100
NUM168	0.002309	0.002419	0.05316	-0.052501	0.019475	-0.060867	3.83886	2.993774	0.223826	0.230853	0.037549	100
NUM169	0.002494	0.002504	0.05316	-0.052501	0.019416	-0.085231	3.884338	3.379631	0.184554	0.249401	0.037322	100
NUM170	0.002489	0.002504	0.05316	-0.052501	0.019416	-0.084417	3.884865	3.381216	0.184407	0.248859	0.037319	100
NUM171	0.002391	0.002504	0.05316	-0.052501	0.019557	-0.09936	3.833758	3.061011	0.216426	0.239129	0.037867	100
NUM172	0.002576	0.002504	0.05316	-0.052501	0.019776	-0.083036	3.740543	2.399936	0.301204	0.25758	0.03872	100
NUM173	0.002848	0.002504	0.05316	-0.052501	0.020062	-0.06965	3.623181	1.698995	0.42763	0.284781	0.039845	100
NUM174	0.00292	0.00251	0.05316	-0.052501	0.02007	-0.080139	3.618387	1.700381	0.427334	0.291995	0.039878	100
NUM175	0.002971	0.00251	0.05316	-0.052501	0.020152	-0.067341	3.60221	1.586652	0.452338	0.297086	0.040203	100
NUM176	0.002884	0.00251	0.05316	-0.052501	0.020246	-0.068685	3.556772	1.370273	0.504021	0.288384	0.04058	100
NUM177	0.002874	0.00251	0.05316	-0.052501	0.020256	-0.068581	3.551551	1.345922	0.510196	0.28738	0.04062	100
NUM178	0.002343	0.002504	0.05316	-0.052501	0.020732	-0.091123	3.449237	0.979281	0.612847	0.234323	0.042551	100
NUM179	0.002803	0.002509	0.05316	-0.052501	0.021238	-0.04613	3.359557	0.574137	0.75046	0.280266	0.044656	100
NUM180	0.002665	0.002509	0.05316	-0.052501	0.021371	-0.044454	3.300934	0.410274	0.814536	0.266498	0.045216	100
NUM181	0.003311	0.002509	0.080601	-0.052501	0.022712	0.28535	3.9635	5.22513	0.073346	0.331051	0.05107	100
NUM182	0.003518	0.002509	0.080601	-0.052501	0.022873	0.270168	3.865557	4.338135	0.114284	0.351835	0.051795	100
NUM183	0.00375	0.002509	0.080601	-0.052501	0.023025	0.250065	3.771968	3.52527	0.171592	0.375042	0.052485	100
NUM184	0.003775	0.002831	0.080601	-0.052501	0.023025	0.246785	3.770877	3.491091	0.17455	0.377549	0.052485	100

Data	Mean	Median	Maximum	Minimum	Std. Dev.	Skewness	Kurtosis	Jarque-Bera	Probability	Sum	Sum Sq. Dev.	Observations
NUM185	0.003658	0.002831	0.080601	-0.052501	0.023177	0.231929	3.722119	3.06925	0.215537	0.365754	0.053178	100
NUM186	0.004182	0.003351	0.080601	-0.052501	0.023198	0.192636	3.694106	2.625906	0.269025	0.418214	0.053274	100
NUM187	0.00411	0.002831	0.080601	-0.052501	0.023199	0.201964	3.695912	2.697711	0.259537	0.410955	0.053279	100
NUM188	0.003405	0.002419	0.080601	-0.052501	0.02364	0.177568	3.643592	2.251388	0.324427	0.340524	0.055328	100
NUM189	0.003326	0.002419	0.080601	-0.052501	0.023723	0.174945	3.610749	2.064322	0.356236	0.332592	0.055714	100
NUM190	0.003417	0.002419	0.080601	-0.052501	0.023778	0.166612	3.578427	1.856736	0.395198	0.341663	0.055974	100
NUM191	0.003135	0.002015	0.080601	-0.052501	0.023928	0.184828	3.513653	1.668686	0.43416	0.313457	0.056681	100
NUM192	0.003161	0.002015	0.080601	-0.052501	0.023921	0.181826	3.516648	1.6632	0.435352	0.316124	0.05665	100
NUM193	0.002578	0.00163	0.080601	-0.052501	0.024215	0.193575	3.449519	1.466471	0.480352	0.257818	0.058049	100
NUM194	0.002415	0.001508	0.080601	-0.052501	0.024235	0.21229	3.444151	1.573079	0.455418	0.241523	0.058144	100
NUM195	0.002803	0.00163	0.080601	-0.052501	0.024458	0.184887	3.342359	1.058097	0.589165	0.280293	0.059223	100
NUM196	0.002713	0.00163	0.080601	-0.052501	0.024441	0.195821	3.354488	1.162686	0.559147	0.271322	0.059139	100
NUM197	0.002601	0.00163	0.080601	-0.052501	0.024511	0.202384	3.325007	1.122778	0.570416	0.260101	0.059478	100
NUM198	0.002611	0.00163	0.080601	-0.052501	0.024514	0.201226	3.323252	1.110246	0.574002	0.261064	0.059491	100
NUM199	0.002886	0.002015	0.080601	-0.052501	0.024394	0.17999	3.370162	1.110855	0.573827	0.288647	0.058911	100
NUM200	0.00251	0.002015	0.080601	-0.052501	0.024706	0.178716	3.276968	0.851954	0.653131	0.250973	0.060431	100
NUM201	0.002188	0.00163	0.080601	-0.052501	0.024816	0.205239	3.238828	0.939711	0.625093	0.218826	0.060969	100
NUM202	0.002365	0.00163	0.080601	-0.052501	0.024942	0.192592	3.180913	0.754568	0.685721	0.236451	0.06159	100
NUM203	0.002869	0.002015	0.080601	-0.052501	0.025389	0.189351	3.070782	0.618437	0.73402	0.286938	0.063817	100
NUM204	0.002866	0.002015	0.080601	-0.052501	0.02539	0.189721	3.070554	0.620643	0.733211	0.286599	0.063821	100
NUM205	0.002987	0.002099	0.080601	-0.052501	0.025416	0.175773	3.0549	0.527491	0.768169	0.298665	0.063952	100
NUM206	0.00278	0.002099	0.080601	-0.052501	0.025116	0.153379	3.09922	0.433106	0.80529	0.277998	0.06245	100
NUM207	0.002031	0.00163	0.080601	-0.052501	0.024888	0.171666	3.146644	0.580754	0.747982	0.203096	0.061324	100
NUM208	0.002515	0.00163	0.080601	-0.052501	0.025482	0.20459	3.067315	0.716501	0.698898	0.251495	0.064282	100
NUM209	0.003002	0.002099	0.080601	-0.052501	0.02538	0.169428	3.086721	0.509765	0.775008	0.300161	0.063769	100
NUM210	0.002855	0.002099	0.080601	-0.052501	0.02549	0.174259	3.048706	0.515986	0.772601	0.285549	0.064325	100
NUM211	0.002822	0.002099	0.080601	-0.052501	0.025502	0.177447	3.044343	0.532982	0.766063	0.28225	0.064383	100
NUM212	0.002935	0.002733	0.080601	-0.052501	0.025517	0.164259	3.034044	0.454513	0.796716	0.293541	0.064462	100
NUM213	0.00321	0.002733	0.080601	-0.052501	0.025857	0.177369	2.963773	0.529796	0.767284	0.320958	0.066191	100
NUM214	0.002971	0.002733	0.080601	-0.052501	0.025981	0.193074	2.923465	0.645698	0.724083	0.297071	0.066828	100
NUM215	0.003068	0.002733	0.080601	-0.052501	0.026015	0.182494	2.906304	0.591645	0.74392	0.306833	0.067002	100
NUM216	0.002575	0.002034	0.080601	-0.052501	0.026112	0.217951	2.89248	0.839878	0.657087	0.257542	0.067501	100
NUM217	0.002658	0.002034	0.080601	-0.052501	0.026091	0.209666	2.89882	0.775322	0.678642	0.265763	0.067392	100
NUM218	0.002176	0.001508	0.080601	-0.052501	0.026241	0.24014	2.871127	1.03032	0.597405	0.217613	0.068169	100
NUM219	0.002165	0.001508	0.080601	-0.052501	0.026253	0.239768	2.868235	1.030491	0.597354	0.216451	0.068231	100
NUM220	0.002314	0.002034	0.080601	-0.052501	0.026266	0.222814	2.857357	0.912211	0.633747	0.23144	0.068299	100
NUM221	0.002712	0.002733	0.080601	-0.052501	0.026024	0.208657	2.91578	0.755182	0.685511	0.271154	0.067049	100
NUM222	0.002839	0.002733	0.080601	-0.052501	0.026059	0.194508	2.896819	0.674917	0.713582	0.28389	0.067231	100
NUM223	0.002753	0.002733	0.080601	-0.052501	0.025996	0.200438	2.922188	0.694817	0.706517	0.275322	0.066905	100
NUM224	0.002795	0.002733	0.080601	-0.052501	0.025952	0.20216	2.933155	0.699759	0.704773	0.279489	0.066675	100
NUM225	0.002525	0.002034	0.080601	-0.052501	0.026014	0.227447	2.917187	0.890777	0.640575	0.252486	0.066996	100
NUM226	0.002694	0.002733	0.080601	-0.052501	0.026001	0.208959	2.917149	0.75633	0.685118	0.269426	0.066928	100
NUM227	0.003222	0.002733	0.080601	-0.052435	0.025398	0.265787	2.951813	1.187056	0.552375	0.322152	0.06386	100

Data	Mean	Median	Maximum	Minimum	Std. Dev.	Skewness	Kurtosis	Jarque-Bera	Probability	Sum	Sum Sq. Dev.	Observations
NUM228	0.003755	0.003061	0.080601	-0.052435	0.025545	0.226451	2.890888	0.904272	0.636268	0.375504	0.064603	100
NUM229	0.003774	0.003061	0.080601	-0.052435	0.025572	0.227927	2.886423	0.919598	0.631411	0.377394	0.064738	100
NUM230	0.003885	0.003978	0.080601	-0.052435	0.025593	0.215011	2.873275	0.83741	0.657898	0.388463	0.064846	100
NUM231	0.003593	0.003978	0.080601	-0.052435	0.026007	0.168377	2.846841	0.570251	0.75192	0.359274	0.066959	100
NUM232	0.003036	0.003978	0.080601	-0.054208	0.026641	0.115964	2.818472	0.361429	0.834674	0.303616	0.070265	100
NUM233	0.003354	0.005008	0.080601	-0.054208	0.02652	0.090797	2.855873	0.223954	0.894065	0.335407	0.06963	100
NUM234	0.003906	0.005301	0.080601	-0.054208	0.026087	0.094157	2.925131	0.171114	0.918001	0.390559	0.067373	100
NUM235	0.003798	0.005301	0.080601	-0.063174	0.026342	0.035427	3.029449	0.024531	0.987809	0.37982	0.068698	100
NUM236	0.002384	0.005008	0.080601	-0.088249	0.027438	-0.255503	3.689919	3.071312	0.215314	0.23841	0.074534	100
NUM237	0.003481	0.005301	0.090339	-0.088249	0.028724	-0.042018	3.963906	3.90074	0.142221	0.348055	0.081679	100
NUM238	0.003448	0.005301	0.090339	-0.088249	0.028692	-0.042008	3.9771	4.007429	0.134834	0.344808	0.081498	100
NUM239	0.003324	0.005301	0.090339	-0.088249	0.028562	-0.043851	4.028445	4.439125	0.108657	0.332394	0.080763	100
NUM240	0.003202	0.005301	0.090339	-0.088249	0.028619	-0.033735	3.997733	4.166763	0.124508	0.320177	0.081087	100
NUM241	0.003312	0.005301	0.090339	-0.088249	0.028693	-0.039768	3.962384	3.885452	0.143313	0.331177	0.081504	100
NUM242	0.003381	0.005301	0.090339	-0.088249	0.028673	-0.046559	3.973208	3.982523	0.136523	0.338117	0.081395	100
NUM243	0.003537	0.005671	0.090339	-0.088249	0.028643	-0.062107	3.99067	4.153566	0.125333	0.353697	0.081224	100
NUM244	0.003283	0.005301	0.090339	-0.088249	0.028679	-0.037484	3.970034	3.94411	0.139171	0.328285	0.081428	100
NUM245	0.003157	0.005301	0.090339	-0.088249	0.028639	-0.025918	3.99116	4.104522	0.128444	0.315666	0.081197	100
NUM246	0.003028	0.005301	0.090339	-0.088249	0.028675	-0.013588	3.971379	3.934652	0.13983	0.302795	0.081402	100
NUM247	0.002619	0.005008	0.090339	-0.088249	0.028898	0.009381	3.874604	3.188684	0.203042	0.261932	0.082673	100
NUM248	0.002385	0.005008	0.090339	-0.088249	0.029023	0.025362	3.816461	2.788258	0.248049	0.238468	0.083391	100
NUM249	0.002416	0.005008	0.090339	-0.088249	0.029019	0.022207	3.818509	2.799708	0.246633	0.241571	0.083367	100
NUM250	0.002574	0.005008	0.090339	-0.088249	0.029081	0.00862	3.78772	2.586664	0.274355	0.257357	0.083723	100
NUM251	0.003173	0.005301	0.090339	-0.088249	0.029418	-0.011885	3.678979	1.923242	0.382273	0.317255	0.085676	100
NUM252	0.003232	0.005671	0.090339	-0.088249	0.02942	-0.017996	3.678124	1.921446	0.382616	0.323247	0.085688	100
NUM253	0.003027	0.005301	0.090339	-0.088249	0.029465	0.001246	3.65649	1.795774	0.40743	0.302674	0.08595	100
NUM254	0.003137	0.005671	0.090339	-0.088249	0.029476	-0.009771	3.650951	1.767164	0.4133	0.313694	0.086017	100
NUM255	0.003199	0.005898	0.090339	-0.088249	0.029482	-0.016043	3.648507	1.756629	0.415483	0.319899	0.086047	100
NUM256	0.003051	0.005898	0.090339	-0.088249	0.029429	-0.003217	3.673111	1.888	0.389069	0.30515	0.085741	100
NUM257	0.00315	0.006008	0.090339	-0.088249	0.029422	-0.013173	3.676644	1.910587	0.384699	0.315002	0.0857	100
NUM258	0.002787	0.005873	0.090339	-0.088249	0.029214	0.00717	3.761875	2.419411	0.298285	0.278652	0.084492	100
NUM259	0.002869	0.006008	0.090339	-0.088249	0.029212	-0.001294	3.762626	2.423355	0.297698	0.286912	0.084483	100
NUM260	0.002717	0.005873	0.090339	-0.088249	0.029221	0.013959	3.758242	2.398796	0.301376	0.271729	0.084535	100
NUM261	0.002705	0.005873	0.090339	-0.088249	0.029218	0.015148	3.760106	2.411164	0.299518	0.270476	0.084514	100
NUM262	0.002775	0.005873	0.090339	-0.088249	0.029171	0.011081	3.781156	2.544565	0.280191	0.277535	0.084245	100
NUM263	0.002406	0.005671	0.090339	-0.088249	0.029253	0.041996	3.745309	2.34392	0.309759	0.240587	0.08472	100
NUM264	0.001999	0.005301	0.090339	-0.088249	0.0294	0.070766	3.686261	2.045772	0.359556	0.19994	0.085574	100
NUM265	0.00207	0.005301	0.090339	-0.088249	0.029383	0.064057	3.693985	2.075118	0.354319	0.207034	0.085475	100
NUM266	0.002042	0.005301	0.090339	-0.088249	0.029388	0.066857	3.691738	2.068257	0.355536	0.204182	0.085504	100
NUM267	0.001198	0.005008	0.090339	-0.088249	0.029691	0.080615	3.639483	1.812223	0.404092	0.119848	0.087276	100
NUM268	0.001229	0.005008	0.090339	-0.088249	0.029698	0.077663	3.635855	1.78516	0.409598	0.122859	0.087316	100
NUM269	0.001346	0.005008	0.090339	-0.088249	0.029739	0.067017	3.615769	1.654737	0.437198	0.134602	0.087555	100
NUM270	0.000687	0.003992	0.090339	-0.088249	0.03038	0.041034	3.500393	1.071367	0.585269	0.06874	0.091369	100

Data	Mean	Median	Maximum	Minimum	Std. Dev.	Skewness	Kurtosis	Jarque-Bera	Probability	Sum	Sum Sq. Dev.	Observations
NUM271	0.000432	0.003992	0.090339	-0.088249	0.03075	0.011302	3.442476	0.817901	0.664347	0.043185	0.093612	100
NUM272	0.000169	0.003992	0.090339	-0.088249	0.030565	0.023208	3.510765	1.095983	0.57811	0.016853	0.092488	100
NUM273	-0.000269	0.002189	0.090339	-0.088249	0.030345	0.048975	3.593158	1.505962	0.47096	-0.026945	0.091161	100
NUM274	-0.000249	0.002189	0.090339	-0.088249	0.030352	0.047161	3.589942	1.487199	0.4754	-0.024929	0.091202	100
NUM275	-0.00068	0.00082	0.090339	-0.088249	0.030116	0.071379	3.681562	2.020443	0.364138	-0.067971	0.089789	100
NUM276	8.12E-05	0.002189	0.090339	-0.088249	0.030503	0.052844	3.584115	1.468168	0.479945	0.008117	0.092112	100
NUM277	0.000323	0.003992	0.090339	-0.088249	0.030456	0.031277	3.603759	1.535159	0.464135	0.032304	0.091828	100
NUM278	0.000792	0.004913	0.090339	-0.088249	0.030155	0.013634	3.707211	2.087048	0.352211	0.079223	0.090025	100
NUM279	0.00022	0.003883	0.090339	-0.088249	0.029782	0.03018	3.829642	2.883121	0.236558	0.021977	0.087813	100
NUM280	0.000597	0.004913	0.090339	-0.088249	0.029705	-0.001179	3.864333	3.112824	0.210891	0.059713	0.087356	100
NUM281	-0.000674	0.003883	0.090339	-0.088249	0.028958	-0.126699	3.722069	2.439977	0.295234	-0.06744	0.083017	100
NUM282	-0.001554	0.002189	0.090339	-0.088249	0.029312	-0.115691	3.647873	1.971988	0.373068	-0.155396	0.08506	100
NUM283	-0.002519	0.00082	0.090339	-0.088249	0.029844	-0.128459	3.58669	1.709216	0.42545	-0.25193	0.088174	100
NUM284	-0.002683	0.000201	0.090339	-0.088249	0.029847	-0.112312	3.582577	1.624384	0.443884	-0.268296	0.088192	100
NUM285	-0.002471	0.000201	0.090339	-0.088249	0.029714	-0.126119	3.641005	1.977129	0.37211	-0.247142	0.087412	100
NUM286	-0.003163	0.000163	0.090339	-0.088249	0.029731	-0.0878	3.625927	1.760919	0.414592	-0.316321	0.08751	100
NUM287	-0.003431	0.000131	0.090339	-0.088249	0.029821	-0.06489	3.583503	1.488827	0.475013	-0.343062	0.088039	100
NUM288	-0.002437	0.000186	0.090339	-0.088249	0.030042	-0.06585	3.570132	1.42665	0.490012	-0.243735	0.08935	100
NUM289	-0.001655	0.00082	0.090339	-0.088249	0.030466	-0.07437	3.490547	1.094835	0.578442	-0.165495	0.091887	100
NUM290	-0.001924	0.000186	0.090339	-0.088249	0.030371	-0.053291	3.527888	1.208441	0.5465	-0.192416	0.091318	100
NUM291	-0.001628	0.00082	0.090339	-0.088249	0.030304	-0.079289	3.559164	1.407546	0.494715	-0.162835	0.090916	100
NUM292	-0.001417	0.002189	0.090339	-0.088249	0.030379	-0.096138	3.528939	1.319778	0.516909	-0.14171	0.091368	100
NUM293	-0.001205	0.002189	0.090339	-0.088249	0.030193	-0.102011	3.597484	1.660885	0.435856	-0.120545	0.090251	100
NUM294	-0.001181	0.002189	0.090339	-0.088249	0.030188	-0.104439	3.600226	1.682926	0.431079	-0.118061	0.09022	100
NUM295	-0.001697	0.00082	0.090339	-0.088249	0.029988	-0.074952	3.666781	1.946115	0.377926	-0.169735	0.089031	100
NUM296	-0.001945	0.000186	0.090339	-0.088249	0.030051	-0.052728	3.635943	1.731434	0.42075	-0.194469	0.089406	100
NUM297	-0.001757	0.000492	0.090339	-0.088249	0.030008	-0.070274	3.657497	1.883567	0.389932	-0.175664	0.08915	100
NUM298	-0.001772	0.000492	0.090339	-0.088249	0.030003	-0.06895	3.660054	1.894534	0.387799	-0.177232	0.089116	100
NUM299	-0.001847	0.000186	0.090339	-0.088249	0.029992	-0.061728	3.664407	1.902827	0.386195	-0.184665	0.089055	100
NUM300	-0.001467	0.000492	0.090339	-0.088249	0.029791	-0.085683	3.749427	2.462529	0.291923	-0.146707	0.087866	100
NUM301	-0.000992	0.001088	0.090339	-0.088249	0.029838	-0.122518	3.736741	2.511789	0.284821	-0.099183	0.088141	100
NUM302	-0.001286	0.000492	0.090339	-0.088249	0.029687	-0.104725	3.798485	2.839363	0.241791	-0.128577	0.08725	100
NUM303	-0.001324	0.000492	0.090339	-0.088249	0.029622	-0.112435	3.806672	2.922024	0.232001	-0.132416	0.086871	100
NUM304	-0.001118	0.001088	0.090339	-0.088249	0.029686	-0.12976	3.779281	2.810956	0.24525	-0.111816	0.087246	100
NUM305	-0.001579	0.000492	0.090339	-0.088249	0.0298	-0.094031	3.724944	2.337128	0.310813	-0.157904	0.087918	100
NUM306	-0.001671	0.000492	0.090339	-0.088249	0.02972	-0.092694	3.755824	2.523493	0.283159	-0.167087	0.087442	100
NUM307	-0.001699	0.000492	0.090339	-0.088249	0.029746	-0.092019	3.745256	2.45532	0.292977	-0.169915	0.087596	100
NUM308	-0.00239	0.000186	0.090339	-0.088249	0.029165	-0.109534	3.871356	3.36355	0.186043	-0.239024	0.084207	100
NUM309	-0.00248	0.000186	0.090339	-0.088249	0.029103	-0.105353	3.898585	3.549383	0.169536	-0.24795	0.083853	100
NUM310	-0.002005	0.000492	0.090339	-0.088249	0.029146	-0.142571	3.887893	3.623588	0.163361	-0.200482	0.084099	100
NUM311	-0.001712	0.001088	0.090339	-0.088249	0.029236	-0.165995	3.850758	3.475028	0.175957	-0.171221	0.084618	100
NUM312	-0.001882	0.000492	0.090339	-0.088249	0.029205	-0.150108	3.863068	3.479233	0.175588	-0.188159	0.084437	100
NUM313	-0.002278	0.000492	0.090339	-0.088249	0.028782	-0.168618	3.990142	4.55879	0.102346	-0.227821	0.082013	100

Data	Mean	Median	Maximum	Minimum	Std. Dev.	Skewness	Kurtosis	Jarque-Bera	Probability	Sum	Sum Sq. Dev.	Observations
NUM314	-0.001857	0.001088	0.090339	-0.088249	0.028796	-0.20446	3.994584	4.818388	0.089888	-0.185729	0.08209	100
NUM315	-0.002127	0.000492	0.090339	-0.088249	0.028746	-0.18022	4.013407	4.820462	0.089795	-0.21274	0.081805	100
NUM316	-0.002047	0.000492	0.090339	-0.088249	0.028687	-0.18529	4.044052	5.114062	0.077535	-0.204668	0.08147	100
NUM317	-0.002247	0.000492	0.090339	-0.088249	0.028742	-0.165647	4.009882	4.706738	0.095048	-0.224725	0.081782	100
NUM318	-0.002328	0.000492	0.090339	-0.088249	0.028831	-0.165931	3.973598	4.408441	0.110336	-0.232835	0.082293	100
NUM319	-0.002032	0.001088	0.090339	-0.088249	0.028748	-0.193329	4.023115	4.984455	0.082725	-0.20322	0.08182	100
NUM320	-0.001915	0.001088	0.090339	-0.088249	0.02883	-0.19787	3.986949	4.711163	0.094838	-0.191538	0.082283	100
NUM321	-0.001712	0.001088	0.090339	-0.088249	0.028962	-0.206543	3.930255	4.316726	0.115514	-0.171232	0.083039	100
NUM322	-0.001898	0.000492	0.090339	-0.088249	0.028905	-0.190851	3.954664	4.404495	0.110554	-0.189797	0.082712	100
NUM323	-0.001958	0.000492	0.090339	-0.088249	0.02887	-0.187353	3.970349	4.508253	0.104965	-0.195775	0.082515	100
NUM324	-0.001704	0.001088	0.090339	-0.088249	0.028797	-0.211473	4.015013	5.038058	0.080538	-0.170428	0.082098	100
NUM325	-0.001648	0.001088	0.090339	-0.088249	0.028773	-0.216794	4.029582	5.200159	0.074268	-0.164812	0.08196	100
NUM326	-0.002067	0.000492	0.090339	-0.088249	0.028919	-0.183055	3.9502	4.320482	0.115297	-0.206659	0.082796	100
NUM327	-0.002208	0.000454	0.090339	-0.088249	0.028942	-0.168601	3.934395	4.111666	0.127986	-0.220783	0.082929	100
NUM328	-0.002594	-0.000262	0.090339	-0.088249	0.028669	-0.159112	4.040994	4.937231	0.084702	-0.259373	0.081367	100
NUM329	-0.003237	-0.000865	0.090339	-0.088249	0.028413	-0.134833	4.12243	5.55237	0.062276	-0.323739	0.07992	100
NUM330	-0.003368	-0.000865	0.090339	-0.088249	0.028361	-0.124022	4.148342	5.750897	0.056391	-0.336789	0.079633	100
NUM331	-0.002853	-0.000262	0.090339	-0.088249	0.028026	-0.145247	4.299263	7.385292	0.024906	-0.285296	0.077758	100
NUM332	-0.002194	0.000454	0.090339	-0.088249	0.027577	-0.157447	4.475704	9.48692	0.008708	-0.219419	0.075288	100
NUM333	-0.002152	0.000454	0.090339	-0.088249	0.027598	-0.1606	4.46399	9.360155	0.009278	-0.215193	0.075401	100
NUM334	-0.002317	-0.000262	0.090339	-0.088249	0.027569	-0.144076	4.478335	9.452111	0.008861	-0.231731	0.075245	100
NUM335	-0.001664	0.000454	0.090339	-0.088249	0.026878	-0.110848	4.696284	12.19387	0.00225	-0.166445	0.071519	100
NUM336	-0.000917	0.000454	0.090339	-0.066429	0.025447	0.179651	4.451693	9.318801	0.009472	-0.091651	0.064105	100
NUM337	-0.001809	0.000454	0.053326	-0.066429	0.02372	-0.242719	3.615804	2.561937	0.277768	-0.180923	0.055702	100
NUM338	-0.002216	-0.000262	0.053326	-0.066429	0.023521	-0.221883	3.689472	2.80125	0.246443	-0.221612	0.054772	100
NUM339	-0.002585	-0.000865	0.053326	-0.066429	0.02335	-0.199039	3.760394	3.069443	0.215516	-0.258465	0.053979	100
NUM340	-0.002387	-0.000262	0.053326	-0.066429	0.023318	-0.223224	3.787204	3.412529	0.181543	-0.238715	0.053831	100
NUM341	-0.002606	-0.000262	0.053326	-0.066429	0.023135	-0.221997	3.870565	3.979228	0.136748	-0.260556	0.052988	100
NUM342	-0.002673	-0.000262	0.053326	-0.066429	0.02314	-0.213146	3.864474	3.870995	0.144352	-0.267324	0.053013	100
NUM343	-0.002724	-0.000262	0.053326	-0.066429	0.023127	-0.207392	3.8712	3.879316	0.143753	-0.272368	0.052953	100
NUM344	-0.00253	0.000433	0.053326	-0.066429	0.023119	-0.231364	3.88395	4.14785	0.125691	-0.252984	0.052914	100
NUM345	-0.002485	0.000433	0.053326	-0.066429	0.02314	-0.23525	3.872521	4.094431	0.129094	-0.248526	0.053011	100
NUM346	-0.002501	0.000433	0.053326	-0.066429	0.023147	-0.233334	3.867608	4.043845	0.132401	-0.250118	0.053041	100
NUM347	-0.002164	0.000642	0.053326	-0.066429	0.02294	-0.259762	3.990227	5.210228	0.073895	-0.21639	0.052099	100
NUM348	-0.001896	0.000739	0.053326	-0.066429	0.022833	-0.289242	4.069326	6.158756	0.045988	-0.189591	0.051612	100
NUM349	-0.001847	0.000914	0.053326	-0.066429	0.022842	-0.295013	4.065106	6.177423	0.045561	-0.184738	0.051655	100
NUM350	-0.001762	0.000914	0.053326	-0.066429	0.022946	-0.285573	4.023533	5.724277	0.057146	-0.176243	0.052126	100
NUM351	-0.00216	0.000914	0.053326	-0.066429	0.022393	-0.37163	4.135913	7.678059	0.021514	-0.216013	0.049644	100
NUM352	-0.002466	0.000739	0.053326	-0.066429	0.022474	-0.335943	4.06538	6.610271	0.036694	-0.246625	0.050001	100
NUM353	-0.002214	0.000914	0.053326	-0.066429	0.02249	-0.365306	4.070507	6.99908	0.030211	-0.221396	0.050073	100
NUM354	-0.00255	0.000739	0.053326	-0.066429	0.022531	-0.327529	4.023993	6.156927	0.04603	-0.25495	0.050259	100
NUM355	-0.002797	0.000642	0.053326	-0.066429	0.022542	-0.297403	4.003012	5.665944	0.058838	-0.279684	0.050308	100
NUM356	-0.002658	0.000642	0.053326	-0.066429	0.02264	-0.302263	3.951621	5.295974	0.070794	-0.265818	0.050746	100

Data	Mean	Median	Maximum	Minimum	Std. Dev.	Skewness	Kurtosis	Jarque-Bera	Probability	Sum	Sum Sq. Dev.	Observations
NUM357	-0.002348	0.000642	0.053326	-0.066429	0.02297	-0.278468	3.8341	4.191249	0.122993	-0.234808	0.052234	100
NUM358	-0.002556	-5.28E-05	0.053326	-0.066429	0.02303	-0.253199	3.787706	3.653835	0.160909	-0.255645	0.052507	100
NUM359	-0.002486	-5.28E-05	0.053326	-0.066429	0.023068	-0.258327	3.767845	3.568821	0.167896	-0.248627	0.052682	100
NUM360	-0.001992	0.000642	0.053326	-0.066429	0.023507	-0.234137	3.653751	2.694457	0.25996	-0.199159	0.054707	100
NUM361	-0.001761	0.000642	0.053326	-0.066429	0.023744	-0.223767	3.569351	2.1852	0.335343	-0.176056	0.055814	100
NUM362	-0.001713	0.000642	0.053326	-0.066429	0.023726	-0.229498	3.581309	2.285824	0.318889	-0.171287	0.055732	100
NUM363	-0.001585	0.000642	0.053326	-0.066429	0.023649	-0.241778	3.628073	2.617926	0.2701	-0.158465	0.055366	100
NUM364	-0.001233	0.000739	0.053326	-0.066429	0.023503	-0.275522	3.716003	3.401292	0.182566	-0.123299	0.054689	100
NUM365	-0.001068	0.000914	0.053326	-0.066429	0.02356	-0.291273	3.690611	3.401266	0.182568	-0.106793	0.054953	100
NUM366	-0.001217	0.000914	0.053326	-0.066429	0.023629	-0.274428	3.644264	2.98466	0.224848	-0.121689	0.055275	100
NUM367	-0.000852	0.000914	0.053326	-0.066429	0.023128	-0.240639	3.765476	3.406593	0.182082	-0.085157	0.052955	100
NUM368	-0.000894	0.000914	0.053326	-0.066429	0.023113	-0.236263	3.773248	3.421639	0.180718	-0.089419	0.052885	100
NUM369	-0.001025	0.000914	0.053326	-0.066429	0.023045	-0.226067	3.808206	3.573429	0.16751	-0.102548	0.052578	100
NUM370	-0.000435	0.000914	0.053326	-0.066429	0.022239	-0.13383	3.866421	3.426364	0.180291	-0.043503	0.048962	100
NUM371	0.000108	0.000914	0.053326	-0.066429	0.021517	-0.047964	3.955671	3.843791	0.146329	0.010771	0.045835	100
NUM372	-5.45E-05	0.000739	0.053326	-0.066429	0.021514	-0.026342	3.956465	3.823334	0.147834	-0.005448	0.045824	100
NUM373	-0.000501	0.000739	0.053326	-0.066429	0.02211	-0.090459	3.834323	3.036776	0.219065	-0.050066	0.048397	100
NUM374	-0.000739	0.000642	0.053326	-0.066429	0.022116	-0.061106	3.827452	2.915053	0.232811	-0.073893	0.048422	100
NUM375	-0.000767	0.000642	0.053326	-0.066429	0.022124	-0.057549	3.821795	2.869146	0.238217	-0.076682	0.048456	100
NUM376	-0.001291	0.000577	0.053326	-0.066429	0.021447	-0.14947	3.905621	3.789641	0.150345	-0.129103	0.045539	100
NUM377	-0.001305	0.000577	0.053326	-0.066429	0.021443	-0.147772	3.90857	3.803526	0.149305	-0.130535	0.045519	100
NUM378	-0.001414	-5.28E-05	0.053326	-0.066429	0.021439	-0.132927	3.908411	3.732872	0.154674	-0.141391	0.045503	100
NUM379	-0.001316	0.000577	0.053326	-0.066429	0.021427	-0.146536	3.919363	3.879659	0.143728	-0.131569	0.045453	100
NUM380	-0.001471	-5.28E-05	0.053326	-0.066429	0.021377	-0.128854	3.95007	4.037696	0.132808	-0.147106	0.04524	100
NUM381	-0.000886	0.000577	0.053326	-0.066429	0.020927	-0.117493	4.091762	5.196512	0.074403	-0.088607	0.043354	100
NUM382	-0.000403	0.000577	0.053326	-0.066429	0.020169	0.011274	4.139064	5.408227	0.06693	-0.040322	0.040271	100
NUM383	0.000308	0.000653	0.053326	-0.051426	0.019039	0.324214	3.679263	3.674398	0.159263	0.030848	0.035888	100
NUM384	0.000568	0.000739	0.053326	-0.051426	0.019056	0.288891	3.651299	3.158427	0.206137	0.056829	0.035951	100
NUM385	0.000899	0.000893	0.053326	-0.051426	0.01915	0.250052	3.577764	2.432983	0.296268	0.089931	0.036307	100
NUM386	0.001365	0.001047	0.053326	-0.051426	0.018754	0.283452	3.667068	3.193166	0.202588	0.136469	0.03482	100
NUM387	0.00169	0.001123	0.053326	-0.051426	0.018546	0.275054	3.760978	3.673782	0.159312	0.168995	0.03405	100
NUM388	0.001185	0.001123	0.053287	-0.051426	0.017798	0.148872	3.723234	2.548831	0.279594	0.118491	0.03136	100
NUM389	0.000348	0.001047	0.046078	-0.051426	0.017283	-0.031412	3.437655	0.814535	0.665466	0.0348	0.029573	100
NUM390	0.00018	0.001047	0.046078	-0.051426	0.017414	-0.02136	3.359585	0.546361	0.760955	0.018026	0.03002	100
NUM391	7.61E-05	0.000893	0.046078	-0.051426	0.017408	-0.003924	3.363312	0.550238	0.759482	0.007609	0.030002	100
NUM392	-0.0003	0.000739	0.046078	-0.051426	0.017385	0.035446	3.37617	0.610538	0.736925	-0.029989	0.029923	100
NUM393	-0.000288	0.000739	0.046078	-0.051426	0.017374	0.035267	3.382561	0.630534	0.729594	-0.028792	0.029884	100
NUM394	-0.001044	0.000739	0.046078	-0.081719	0.019181	-0.631302	5.481456	32.29915	0	-0.104427	0.036425	100
NUM395	-0.001742	0.000739	0.046078	-0.08554	0.020913	-1.052482	6.447567	67.98579	0	-0.174201	0.043299	100
NUM396	-0.001757	0.000739	0.046078	-0.08554	0.020929	-1.050155	6.428445	67.3564	0	-0.175736	0.043363	100
NUM397	-0.001307	0.000872	0.046078	-0.08554	0.021462	-0.926491	6.135124	55.26062	0	-0.130667	0.0456	100
NUM398	-0.000991	0.000872	0.046078	-0.08554	0.021834	-0.856119	5.90502	47.37876	0	-0.099119	0.047195	100
NUM399	-0.001067	0.000872	0.046078	-0.08554	0.021849	-0.844392	5.877454	46.38223	0	-0.106731	0.047259	100

Data	Mean	Median	Maximum	Minimum	Std. Dev.	Skewness	Kurtosis	Jarque-Bera	Probability	Sum	Sum Sq. Dev.	Observations
NUM400	-0.00049	0.000872	0.059404	-0.08554	0.022669	-0.640125	5.649909	36.08774	0	-0.048984	0.050875	100
NUM401	-0.000702	0.000872	0.059404	-0.08554	0.022523	-0.639651	5.75544	38.45443	0	-0.070203	0.05022	100
NUM402	-0.001102	0.000872	0.059404	-0.08554	0.022874	-0.611996	5.459705	31.45127	0	-0.11019	0.051801	100
NUM403	-0.001427	0.000872	0.059404	-0.08554	0.022424	-0.69765	5.671849	37.85681	0	-0.142656	0.049781	100
NUM404	-0.001668	0.000653	0.059404	-0.08554	0.022341	-0.679854	5.720697	38.54582	0	-0.166787	0.049412	100
NUM405	-0.001344	0.000706	0.059404	-0.08554	0.022135	-0.717766	5.942819	44.67058	0	-0.134406	0.048506	100
NUM406	-0.001676	0.00064	0.059404	-0.08554	0.022065	-0.689768	5.968063	44.6355	0	-0.167605	0.048199	100
NUM407	-0.00176	0.00064	0.059404	-0.08554	0.022191	-0.69213	5.874212	42.40529	0	-0.176005	0.048751	100
NUM408	-0.001899	0.00064	0.059404	-0.08554	0.022299	-0.675292	5.757478	39.28232	0	-0.189882	0.049228	100
NUM409	-0.003713	0.000577	0.059404	-0.168523	0.027788	-2.342174	14.93713	685.1586	0	-0.371299	0.076443	100
NUM410	-0.003941	0.000577	0.059404	-0.168523	0.02765	-2.362566	15.1466	707.7778	0	-0.394138	0.07569	100
NUM411	-0.003404	0.000577	0.075361	-0.168523	0.028656	-1.971067	13.86821	556.9096	0	-0.34042	0.081296	100
NUM412	-0.003469	0.000577	0.075361	-0.168523	0.028667	-1.962301	13.82981	552.8636	0	-0.346862	0.081356	100
NUM413	-0.003986	-0.000448	0.075361	-0.168523	0.028912	-1.88576	13.26515	498.3235	0	-0.398607	0.082752	100
NUM414	-0.004973	-0.001643	0.075361	-0.168523	0.02976	-1.795481	11.97324	389.2252	0	-0.497286	0.087679	100
NUM415	-0.005469	-0.001643	0.075361	-0.168523	0.030258	-1.719323	11.19965	329.4106	0	-0.546912	0.090637	100
NUM416	-0.00501	-0.000448	0.075361	-0.168523	0.030401	-1.727311	11.10638	323.5323	0	-0.50101	0.091498	100
NUM417	-0.005354	-0.000448	0.075361	-0.168523	0.030765	-1.67383	10.58175	286.2076	0	-0.535428	0.093699	100
NUM418	-0.005496	-0.000448	0.075361	-0.168523	0.030948	-1.653518	10.34324	270.2487	0	-0.549591	0.094818	100
NUM419	-0.006318	-0.001643	0.075361	-0.168523	0.031758	-1.571242	9.430894	213.465	0	-0.631848	0.099848	100
NUM420	-0.00734	-0.001829	0.075361	-0.168523	0.032419	-1.501995	8.731172	174.4595	0	-0.734037	0.10405	100
NUM421	-0.00833	-0.002061	0.075361	-0.168523	0.03287	-1.439166	8.223719	148.2168	0	-0.832987	0.10696	100
NUM422	-0.00857	-0.002073	0.075361	-0.168523	0.032912	-1.413271	8.140035	143.3721	0	-0.856975	0.10724	100
NUM423	-0.008002	-0.002073	0.075361	-0.168523	0.033741	-1.244561	7.724879	118.8342	0	-0.800228	0.11271	100
NUM424	-0.00677	-0.002073	0.125892	-0.168523	0.036289	-0.593198	7.738414	99.41709	0	-0.676959	0.130373	100
NUM425	-0.005326	-0.001829	0.13324	-0.168523	0.038892	-0.120241	7.588709	87.97534	0	-0.532557	0.149747	100
NUM426	-0.004222	-0.001643	0.13324	-0.168523	0.039663	-0.101261	7.214615	74.18332	0	-0.422233	0.155742	100
NUM427	-0.004641	-0.001643	0.13324	-0.168523	0.039986	-0.08885	7.008287	67.07477	0	-0.464082	0.158286	100
NUM428	-0.005405	-0.001829	0.13324	-0.168523	0.040649	-0.087286	6.660588	55.95992	0	-0.540512	0.163583	100
NUM429	-0.005232	-0.001829	0.13324	-0.168523	0.040607	-0.099454	6.689697	56.88928	0	-0.523213	0.163241	100
NUM430	-0.00543	-0.002073	0.13324	-0.168523	0.040623	-0.085036	6.677001	56.45524	0	-0.543018	0.163375	100
NUM431	-0.005344	-0.002073	0.13324	-0.168523	0.040653	-0.090412	6.658372	55.90161	0	-0.53443	0.163618	100
NUM432	-0.005473	-0.002073	0.13324	-0.168523	0.040619	-0.081798	6.679327	56.51755	0	-0.547332	0.163343	100
NUM433	-0.006144	-0.003251	0.13324	-0.168523	0.040858	-0.048587	6.538962	52.22373	0	-0.614359	0.165271	100
NUM434	-0.006323	-0.003251	0.13324	-0.168523	0.040896	-0.036007	6.514304	51.48132	0	-0.632342	0.165578	100
NUM435	-0.006589	-0.005076	0.13324	-0.168523	0.040927	-0.017327	6.494317	50.88106	0	-0.658904	0.165828	100
NUM436	-0.006693	-0.005076	0.13324	-0.168523	0.040958	-0.010321	6.474851	50.31256	0	-0.669344	0.16608	100
NUM437	-0.006747	-0.0051	0.13324	-0.168523	0.040951	-0.006485	6.479045	50.433	0	-0.674651	0.166025	100
NUM438	-0.006701	-0.0051	0.13324	-0.168523	0.040949	-0.009834	6.480455	50.47481	0	-0.670089	0.166008	100
NUM439	-0.006639	-0.004216	0.13324	-0.168523	0.040949	-0.014377	6.480823	50.48733	0	-0.663908	0.166004	100
NUM440	-0.006859	-0.0051	0.13324	-0.168523	0.040952	0.00143	6.478578	50.41881	0	-0.685915	0.166031	100
NUM441	-0.006916	-0.0051	0.13324	-0.168523	0.040938	0.005344	6.487285	50.67196	0	-0.691571	0.165919	100
NUM442	-0.006324	-0.004216	0.13324	-0.168523	0.041351	-0.009549	6.271796	44.60422	0	-0.632377	0.16928	100

Data	Mean	Median	Maximum	Minimum	Std. Dev.	Skewness	Kurtosis	Jarque-Bera	Probability	Sum	Sum Sq. Dev.	Observations
NUM443	-0.005577	-0.004216	0.13324	-0.168523	0.042147	0.0116	5.953012	36.33675	0	-0.557652	0.175861	100
NUM444	-0.005195	-0.004216	0.13324	-0.168523	0.042425	0.00046	5.817369	33.0732	0	-0.519544	0.178186	100
NUM445	-0.005841	-0.0051	0.13324	-0.168523	0.042674	0.030312	5.700316	30.39742	0	-0.584124	0.180289	100
NUM446	-0.006129	-0.0051	0.13324	-0.168523	0.042819	0.044363	5.629525	28.84281	0.000001	-0.612893	0.181514	100
NUM447	-0.006172	-0.0051	0.13324	-0.168523	0.042815	0.047366	5.632139	28.90472	0.000001	-0.617189	0.181475	100
NUM448	-0.006322	-0.006006	0.13324	-0.168523	0.042811	0.057851	5.634768	28.98079	0.000001	-0.632224	0.181445	100
NUM449	-0.006141	-0.006006	0.13324	-0.168523	0.042898	0.047842	5.590495	27.99925	0.000001	-0.614054	0.182183	100
NUM450	-0.006116	-0.006006	0.13324	-0.168523	0.042919	0.047383	5.580834	27.79035	0.000001	-0.611641	0.182364	100
NUM451	-0.005727	-0.006006	0.13324	-0.168523	0.043237	0.038973	5.442226	24.87726	0.000004	-0.572679	0.185073	100
NUM452	-0.005344	-0.0051	0.13324	-0.168523	0.043248	0.014034	5.435971	24.7281	0.000004	-0.53438	0.185167	100
NUM453	-0.006149	-0.006006	0.13324	-0.168523	0.043676	0.037401	5.272266	21.53662	0.000021	-0.614945	0.188848	100
NUM454	-0.005309	-0.0051	0.13324	-0.168523	0.044174	0.016675	5.092686	18.25187	0.000109	-0.530926	0.193184	100
NUM455	-0.005412	-0.0051	0.13324	-0.168523	0.044211	0.022717	5.076196	17.96939	0.000125	-0.541237	0.19351	100
NUM456	-0.005155	-0.0051	0.13324	-0.168523	0.044436	0.018515	4.990733	16.51829	0.000259	-0.515462	0.195479	100
NUM457	-0.005448	-0.0051	0.13324	-0.168523	0.044251	0.030184	5.066692	17.81191	0.000136	-0.544754	0.193859	100
NUM458	-0.005382	-0.0051	0.13324	-0.168523	0.044235	0.026007	5.073806	17.93073	0.000128	-0.538179	0.193718	100
NUM459	-0.005363	-0.0051	0.13324	-0.168523	0.044243	0.024987	5.070096	17.86581	0.000132	-0.536331	0.193791	100
NUM460	-0.006258	-0.006006	0.13324	-0.168523	0.044161	0.064705	5.104097	18.51655	0.000095	-0.62577	0.193065	100
NUM461	-0.006472	-0.006006	0.13324	-0.168523	0.044017	0.073191	5.165729	19.63255	0.000055	-0.647155	0.191812	100
NUM462	-0.006412	-0.0051	0.13324	-0.168523	0.044019	0.069079	5.164394	19.59871	0.000055	-0.64115	0.19183	100
NUM463	-0.00629	-0.004216	0.13324	-0.168523	0.044027	0.060816	5.159851	19.49895	0.000058	-0.629006	0.191901	100
NUM464	-0.005307	-0.004216	0.13324	-0.168523	0.045393	0.138902	4.917931	15.64847	0.0004	-0.530714	0.203988	100
NUM465	-0.005253	-0.004216	0.13324	-0.168523	0.04542	0.135993	4.905858	15.44279	0.000443	-0.525289	0.204239	100
NUM466	-0.004528	-0.004038	0.13324	-0.168523	0.045769	0.106474	4.776517	13.339	0.001269	-0.452833	0.207388	100
NUM467	-0.004687	-0.004038	0.13324	-0.168523	0.045832	0.114768	4.753022	13.02405	0.001485	-0.468722	0.207956	100
NUM468	-0.005025	-0.004216	0.13324	-0.168523	0.045883	0.135033	4.736238	12.8644	0.001609	-0.502489	0.208421	100
NUM469	-0.004771	-0.004216	0.13324	-0.168523	0.046005	0.12156	4.68669	12.10012	0.002358	-0.477086	0.209528	100
NUM470	-0.004868	-0.0051	0.13324	-0.168523	0.046009	0.127878	4.686122	12.11841	0.002336	-0.48683	0.209564	100
NUM471	-0.004778	-0.0051	0.13324	-0.168523	0.046024	0.122017	4.679128	11.99593	0.002484	-0.477798	0.2097	100
NUM472	-0.004925	-0.0051	0.13324	-0.168523	0.046057	0.13082	4.667551	11.87159	0.002643	-0.492517	0.210001	100
NUM473	-0.004452	-0.004216	0.13324	-0.168523	0.045817	0.112364	4.750036	12.97138	0.001525	-0.445204	0.207817	100
NUM474	-0.004297	-0.004153	0.13324	-0.168523	0.045813	0.10229	4.74988	12.93305	0.001555	-0.429707	0.207788	100
NUM475	-0.004193	-0.003999	0.13324	-0.168523	0.045816	0.095447	4.747937	12.88219	0.001595	-0.419282	0.207811	100
NUM476	-0.004181	-0.003999	0.13324	-0.168523	0.045817	0.094653	4.747244	12.86957	0.001605	-0.418072	0.207824	100
NUM477	-0.004324	-0.004153	0.13324	-0.168523	0.045811	0.104023	4.751204	12.95833	0.001535	-0.432392	0.207765	100
NUM478	-0.00438	-0.004153	0.13324	-0.168523	0.045816	0.107654	4.749404	12.94488	0.001545	-0.438032	0.207816	100
NUM479	-0.003961	-0.004153	0.13324	-0.168523	0.046057	0.089528	4.658428	11.59352	0.003037	-0.396142	0.210006	100
NUM480	-0.004061	-0.004216	0.13324	-0.168523	0.046064	0.095927	4.656367	11.58483	0.003051	-0.406074	0.21007	100
NUM481	-0.004207	-0.004216	0.13324	-0.168523	0.046036	0.105246	4.668887	11.78955	0.002754	-0.420685	0.209814	100
NUM482	-0.004063	-0.004153	0.13324	-0.168523	0.046045	0.095883	4.663933	11.68937	0.002895	-0.406303	0.209898	100
NUM483	-0.004263	-0.004216	0.13324	-0.168523	0.04605	0.108731	4.663791	11.73121	0.002835	-0.426303	0.209941	100
NUM484	-0.004606	-0.0051	0.13324	-0.168523	0.046036	0.130194	4.673102	11.94614	0.002546	-0.460564	0.209808	100
NUM485	-0.005303	-0.006167	0.13324	-0.168523	0.046146	0.164821	4.643199	11.70319	0.002875	-0.530268	0.210816	100

Data	Mean	Median	Maximum	Minimum	Std. Dev.	Skewness	Kurtosis	Jarque-Bera	Probability	Sum	Sum Sq. Dev.	Observations
NUM486	-0.005313	-0.006167	0.13324	-0.168523	0.046143	0.16546	4.644503	11.72458	0.002845	-0.531281	0.21079	100
NUM487	-0.00534	-0.006167	0.13324	-0.168523	0.046137	0.167203	4.647235	11.77171	0.002778	-0.53398	0.210736	100
NUM488	-0.00535	-0.006167	0.13324	-0.168523	0.046136	0.167845	4.648039	11.78634	0.002758	-0.534962	0.210721	100
NUM489	-0.005249	-0.006167	0.13324	-0.168523	0.046091	0.163037	4.663656	11.97532	0.00251	-0.524916	0.210317	100
NUM490	-0.005519	-0.006167	0.13324	-0.168523	0.046266	0.17096	4.605048	11.2212	0.003659	-0.551914	0.211914	100
NUM491	-0.005366	-0.006167	0.13324	-0.168523	0.046296	0.161124	4.591166	10.98188	0.004124	-0.536594	0.212187	100
NUM492	-0.005239	-0.005559	0.13324	-0.168523	0.046279	0.153226	4.596209	11.00749	0.004071	-0.523887	0.212029	100
NUM493	-0.004993	-0.004698	0.13324	-0.168523	0.046287	0.137547	4.590021	10.84936	0.004406	-0.499328	0.212102	100
NUM494	-0.004377	-0.004698	0.13324	-0.168523	0.045661	0.150398	4.756371	13.23049	0.00134	-0.437727	0.206406	100
NUM495	-0.003423	-0.004176	0.13324	-0.168523	0.044939	0.153829	4.94505	16.1578	0.00031	-0.342254	0.199932	100
NUM496	-0.003098	-0.003999	0.13324	-0.168523	0.044911	0.133431	4.952815	16.18626	0.000306	-0.3098	0.199684	100
NUM497	-0.00369	-0.004176	0.13324	-0.168523	0.044649	0.162282	5.063025	18.17255	0.000113	-0.368985	0.197361	100
NUM498	-0.004058	-0.004176	0.13324	-0.168523	0.044437	0.180018	5.15634	19.91428	0.000047	-0.405759	0.195493	100
NUM499	-0.003969	-0.003999	0.13324	-0.168523	0.044436	0.174056	5.155457	19.86324	0.000049	-0.396922	0.195483	100
NUM500	-0.004298	-0.003999	0.13324	-0.168523	0.044083	0.173947	5.286293	22.28404	0.000014	-0.429762	0.192388	100
NUM501	-0.004337	-0.003999	0.13324	-0.168523	0.044077	0.176636	5.289737	22.3654	0.000014	-0.43368	0.192337	100
NUM502	-0.00397	-0.003928	0.13324	-0.168523	0.043924	0.159043	5.353274	23.49615	0.000008	-0.396992	0.191004	100
NUM503	-0.004407	-0.004042	0.13324	-0.168523	0.043965	0.185802	5.341278	23.41531	0.000008	-0.440711	0.191359	100
NUM504	-0.004412	-0.004042	0.13324	-0.168523	0.043965	0.186125	5.341264	23.41703	0.000008	-0.441186	0.191361	100
NUM505	-0.004286	-0.004042	0.13324	-0.168523	0.043998	0.177739	5.323578	23.02242	0.00001	-0.428617	0.191646	100
NUM506	-0.004041	-0.003928	0.13324	-0.168523	0.044014	0.161248	5.311888	22.70346	0.000012	-0.404074	0.19179	100
NUM507	-0.003595	-0.003807	0.13324	-0.168523	0.043885	0.137206	5.364746	23.61385	0.000007	-0.359514	0.190662	100
NUM508	-0.003302	-0.003197	0.13324	-0.168523	0.043832	0.118934	5.386587	23.96825	0.000006	-0.33021	0.190202	100
NUM509	-0.001219	-0.00232	0.13324	-0.07878	0.040742	0.682871	4.313345	14.95886	0.000565	-0.121869	0.164329	100
NUM510	-0.000883	-0.00232	0.13324	-0.07878	0.0409	0.657148	4.230893	13.51029	0.001165	-0.088288	0.165611	100
NUM511	-0.001248	-0.00232	0.13324	-0.07878	0.040373	0.651815	4.359412	14.78105	0.000617	-0.12476	0.161366	100
NUM512	-0.001076	-0.001605	0.13324	-0.07878	0.040366	0.63957	4.351398	14.42698	0.000737	-0.107624	0.16131	100
NUM513	-0.000948	-0.001605	0.13324	-0.07878	0.040251	0.643116	4.383494	14.86854	0.000591	-0.094842	0.160397	100
NUM514	0.000317	-0.0007	0.13324	-0.078486	0.039767	0.665739	4.383206	15.35872	0.000462	0.031747	0.156557	100
NUM515	0.001452	2.37E-05	0.13324	-0.078486	0.03965	0.64539	4.334728	14.36506	0.00076	0.14515	0.155643	100
NUM516	0.00083	-0.0007	0.13324	-0.078486	0.039731	0.678012	4.346134	15.21199	0.000497	0.083008	0.15628	100
NUM517	0.002012	2.37E-05	0.13324	-0.078486	0.039832	0.650646	4.24603	13.5248	0.001156	0.201246	0.157069	100
NUM518	0.002712	0.000254	0.13324	-0.078486	0.039486	0.641132	4.313627	14.0409	0.000893	0.271164	0.154355	100
NUM519	0.003497	0.000604	0.13324	-0.078486	0.038644	0.713818	4.450636	17.26036	0.000179	0.349688	0.147846	100
NUM520	0.004603	0.001356	0.13324	-0.077893	0.037849	0.779162	4.5186	19.72718	0.000052	0.460343	0.141824	100
NUM521	0.004512	0.001356	0.13324	-0.081135	0.038046	0.741085	4.528192	18.88417	0.000079	0.451224	0.143304	100
NUM522	0.00472	0.001356	0.13324	-0.081135	0.037933	0.736468	4.56174	19.20239	0.000068	0.472002	0.142452	100
NUM523	0.00466	0.001356	0.13324	-0.081135	0.037835	0.734532	4.586958	19.48577	0.000059	0.46595	0.141719	100
NUM524	0.003529	0.001356	0.13324	-0.081135	0.035811	0.567766	4.441352	14.02887	0.000899	0.352853	0.12696	100
NUM525	0.002138	0.000604	0.104833	-0.081135	0.033338	0.23142	3.603348	2.409374	0.299786	0.213752	0.110029	100
NUM526	0.001177	0.000254	0.104833	-0.081135	0.032516	0.209219	3.707425	2.814753	0.244785	0.117728	0.104674	100
NUM527	0.001422	0.000254	0.104833	-0.081135	0.032174	0.238852	3.770796	3.426362	0.180291	0.142219	0.102479	100
NUM528	0.002137	0.000254	0.104833	-0.081135	0.031172	0.360533	3.815217	4.935479	0.084776	0.21371	0.096199	100

Data	Mean	Median	Maximum	Minimum	Std. Dev.	Skewness	Kurtosis	Jarque-Bera	Probability	Sum	Sum Sq. Dev.	Observations
NUM529	0.00262	0.000604	0.104833	-0.081135	0.031409	0.326618	3.705553	3.852176	0.145717	0.261963	0.097664	100
NUM530	0.002944	0.001356	0.104833	-0.081135	0.031355	0.300751	3.716112	3.644253	0.161682	0.294389	0.097328	100
NUM531	0.002801	0.000604	0.104833	-0.081135	0.031341	0.314579	3.728193	3.858765	0.145238	0.280051	0.097242	100
NUM532	0.003036	0.001356	0.104833	-0.081135	0.031399	0.292652	3.693023	3.428591	0.180091	0.303649	0.097603	100
NUM533	0.003516	0.001356	0.104833	-0.081135	0.030886	0.323404	3.80688	4.455897	0.107749	0.351551	0.094439	100
NUM534	0.003823	0.001819	0.104833	-0.081135	0.030764	0.304246	3.848305	4.541179	0.103251	0.382269	0.093697	100
NUM535	0.003829	0.001819	0.104833	-0.081135	0.030758	0.304318	3.850427	4.556938	0.102441	0.382932	0.09366	100
NUM536	0.003966	0.001819	0.104833	-0.081135	0.030664	0.300188	3.886193	4.774127	0.091899	0.396648	0.093086	100
NUM537	0.004184	0.00195	0.104833	-0.081135	0.030682	0.27935	3.868997	4.447095	0.108225	0.418391	0.093197	100
NUM538	0.004134	0.00195	0.104833	-0.081135	0.030703	0.282742	3.86065	4.418715	0.109771	0.413434	0.093326	100
NUM539	0.003987	0.00195	0.104833	-0.081135	0.030777	0.291213	3.832087	4.298289	0.116584	0.398712	0.093776	100
NUM540	0.004192	0.002082	0.104833	-0.081135	0.030695	0.277369	3.862749	4.383626	0.111714	0.419187	0.093276	100
NUM541	0.004465	0.002276	0.104833	-0.081135	0.030781	0.252722	3.813642	3.822858	0.147869	0.446548	0.093799	100
NUM542	0.005031	0.002276	0.107873	-0.081135	0.032139	0.475587	4.220332	9.974758	0.006824	0.503052	0.102261	100
NUM543	0.00413	0.002082	0.107873	-0.081135	0.0314	0.479531	4.426173	12.30737	0.002126	0.412998	0.097607	100
NUM544	0.004084	0.002082	0.107873	-0.081135	0.031343	0.48004	4.450269	12.60431	0.001832	0.40838	0.097259	100
NUM545	0.004913	0.002276	0.107873	-0.081135	0.030882	0.493951	4.540038	13.9486	0.000936	0.491315	0.094419	100
NUM546	0.005311	0.002276	0.107873	-0.081135	0.030531	0.507868	4.670102	15.92067	0.000349	0.53111	0.092279	100
NUM547	0.005452	0.002554	0.107873	-0.081135	0.030521	0.494702	4.666558	15.6514	0.000399	0.545237	0.092222	100
NUM548	0.006642	0.002894	0.107873	-0.081135	0.032084	0.630702	4.712276	18.84595	0.000081	0.664245	0.101911	100
NUM549	0.005644	0.002554	0.107873	-0.081135	0.033101	0.50236	4.622868	15.17985	0.000506	0.564439	0.108473	100
NUM550	0.005116	0.002276	0.107873	-0.081135	0.033089	0.540726	4.662419	16.38823	0.000276	0.511648	0.10839	100
NUM551	0.004573	0.002082	0.107873	-0.081135	0.032817	0.58064	4.825171	19.49924	0.000058	0.457293	0.106618	100
NUM552	0.004034	0.00195	0.107873	-0.081135	0.033088	0.592042	4.736914	18.41218	0.0001	0.403413	0.108386	100
NUM553	0.004701	0.00195	0.107873	-0.081135	0.032265	0.693183	4.91253	23.24908	0.000009	0.470146	0.103064	100
NUM554	0.004001	0.001819	0.107873	-0.081135	0.031763	0.73256	5.184061	28.81959	0.000001	0.400106	0.099882	100
NUM555	0.005007	0.00195	0.107873	-0.081135	0.032379	0.709817	4.924241	23.82527	0.000007	0.500676	0.103793	100
NUM556	0.004673	0.00195	0.107873	-0.081135	0.032126	0.737418	5.085213	27.18024	0.000001	0.467321	0.102174	100
NUM557	0.004517	0.001819	0.107873	-0.081135	0.032149	0.749858	5.08537	27.49131	0.000001	0.451708	0.102321	100
NUM558	0.004594	0.001819	0.107873	-0.081135	0.032116	0.746231	5.0982	27.62452	0.000001	0.459447	0.102111	100
NUM559	0.004194	0.001356	0.107873	-0.081135	0.032231	0.767714	5.070287	27.68178	0.000001	0.419407	0.102842	100
NUM560	0.005341	0.001819	0.107873	-0.081135	0.03245	0.762345	4.912933	24.93331	0.000004	0.534132	0.104247	100
NUM561	0.00561	0.001819	0.107873	-0.081135	0.032618	0.736953	4.799364	22.54213	0.000013	0.560952	0.105329	100
NUM562	0.005259	0.001819	0.107873	-0.081135	0.032867	0.729192	4.703476	20.95298	0.000028	0.525949	0.107073	100
NUM563	0.005687	0.001819	0.107873	-0.081135	0.033129	0.692452	4.552321	18.03191	0.000121	0.56867	0.108658	100
NUM564	0.0047	0.001819	0.107873	-0.081135	0.03158	0.579553	4.589379	16.12354	0.000315	0.469994	0.098731	100
NUM565	0.004507	0.00153	0.107873	-0.081135	0.031541	0.598819	4.625854	16.99058	0.000204	0.450724	0.098488	100
NUM566	0.004164	0.00153	0.107873	-0.081135	0.031192	0.614971	4.803303	19.85274	0.000049	0.41641	0.096321	100
NUM567	0.005024	0.001819	0.107873	-0.081135	0.031414	0.577537	4.659263	17.03062	0.0002	0.502405	0.097695	100
NUM568	0.005195	0.001819	0.107873	-0.081135	0.031275	0.579926	4.716642	17.88382	0.000131	0.519473	0.096835	100
NUM569	0.005324	0.001819	0.107873	-0.081135	0.031403	0.572728	4.647232	16.77267	0.000228	0.532374	0.09763	100
NUM570	0.005467	0.00195	0.107873	-0.081135	0.031358	0.563034	4.662757	16.80329	0.000224	0.546677	0.097349	100
NUM571	0.0052	0.001819	0.107873	-0.081135	0.031457	0.578266	4.627855	16.61449	0.000247	0.519966	0.097963	100

Data	Mean	Median	Maximum	Minimum	Std. Dev.	Skewness	Kurtosis	Jarque-Bera	Probability	Sum	Sum Sq. Dev.	Observations
NUM572	0.005441	0.001819	0.107873	-0.081135	0.031335	0.568763	4.676138	17.09751	0.000194	0.544114	0.097205	100
NUM573	0.005366	0.001819	0.107873	-0.081135	0.031367	0.572907	4.663191	16.99622	0.000204	0.536556	0.097406	100
NUM574	0.005149	0.00175	0.107873	-0.081135	0.031462	0.583658	4.62668	16.70298	0.000236	0.51486	0.097999	100
NUM575	0.005218	0.00175	0.107873	-0.081135	0.031463	0.576969	4.621046	16.49734	0.000262	0.521824	0.098004	100
NUM576	0.00443	0.001483	0.107873	-0.081135	0.03252	0.431207	4.505468	12.54247	0.00189	0.442962	0.1047	100
NUM577	0.004842	0.001772	0.107873	-0.081135	0.032605	0.396569	4.442487	11.29098	0.003533	0.484155	0.105247	100
NUM578	0.005233	0.001972	0.107873	-0.081135	0.03264	0.363821	4.406886	10.4533	0.005371	0.523335	0.105471	100
NUM579	0.004698	0.001772	0.107873	-0.081135	0.032454	0.402771	4.515769	12.27689	0.002158	0.469803	0.104274	100
NUM580	0.0051	0.001972	0.107873	-0.081135	0.032491	0.369261	4.477911	11.37349	0.003391	0.50999	0.104511	100
NUM581	0.00521	0.00242	0.107873	-0.081135	0.032483	0.359421	4.477241	11.24573	0.003614	0.521042	0.10446	100
NUM582	0.005291	0.00242	0.107873	-0.081135	0.032495	0.351707	4.467122	11.03016	0.004026	0.529149	0.104537	100
NUM583	0.005456	0.00242	0.107873	-0.081135	0.032432	0.341054	4.493461	11.23207	0.003639	0.54559	0.104129	100
NUM584	0.005584	0.00242	0.107873	-0.081135	0.032357	0.335652	4.526301	11.58436	0.003051	0.558416	0.103649	100
NUM585	0.006022	0.00242	0.107873	-0.081135	0.031931	0.353129	4.676817	13.79382	0.001011	0.602203	0.100939	100
NUM586	0.005889	0.001972	0.107873	-0.081135	0.031953	0.364421	4.670249	13.83727	0.000989	0.588915	0.101077	100
NUM587	0.005902	0.001972	0.107873	-0.081135	0.031952	0.363199	4.670124	13.82069	0.000997	0.590246	0.101071	100
NUM588	0.005796	0.001903	0.107873	-0.081135	0.031983	0.371198	4.657177	13.73911	0.001039	0.579603	0.10127	100
NUM589	0.006098	0.00242	0.107873	-0.081135	0.031876	0.352033	4.701509	14.12851	0.000855	0.609782	0.100593	100
NUM590	0.007281	0.002932	0.107873	-0.081135	0.032026	0.365905	4.625844	13.24548	0.00133	0.72807	0.101539	100
NUM591	0.006956	0.00242	0.107873	-0.081135	0.032151	0.384923	4.575664	12.81408	0.00165	0.695573	0.102334	100
NUM592	0.006977	0.00242	0.107873	-0.081135	0.032144	0.383435	4.578736	12.8354	0.001632	0.697696	0.102287	100
NUM593	0.006932	0.00242	0.107873	-0.081135	0.032144	0.38761	4.580449	12.9116	0.001571	0.693207	0.102292	100
NUM594	0.007774	0.002932	0.107873	-0.081135	0.03253	0.356901	4.418539	10.50736	0.005228	0.777449	0.104761	100
NUM595	0.007869	0.002932	0.107873	-0.081135	0.03255	0.347946	4.403713	10.22782	0.006013	0.786899	0.10489	100
NUM596	0.007697	0.00242	0.107873	-0.081135	0.032589	0.361461	4.39089	10.23829	0.005981	0.769661	0.10514	100
NUM597	0.007902	0.002932	0.107873	-0.081135	0.032519	0.347445	4.417607	10.38535	0.005557	0.790249	0.104693	100
NUM598	0.007575	0.00242	0.107873	-0.081135	0.032732	0.355629	4.335232	9.53639	0.008496	0.757515	0.106066	100
NUM599	0.007893	0.003043	0.107873	-0.081135	0.03281	0.327988	4.283457	8.656527	0.01319	0.78933	0.106575	100
NUM600	0.007684	0.003043	0.107873	-0.081135	0.032757	0.346995	4.319144	9.257345	0.009768	0.768387	0.106228	100
NUM601	0.007536	0.003043	0.107873	-0.081135	0.032824	0.355454	4.292281	9.064087	0.010759	0.753556	0.106665	100
NUM602	0.007518	0.003043	0.107873	-0.081135	0.032831	0.356633	4.289629	9.049547	0.010837	0.751776	0.106709	100
NUM603	0.007927	0.003749	0.107873	-0.081135	0.032611	0.341687	4.370015	9.766427	0.007573	0.792652	0.105287	100
NUM604	0.008299	0.004371	0.107873	-0.081135	0.032658	0.310202	4.332098	8.997446	0.011123	0.82987	0.105589	100
NUM605	0.008515	0.004371	0.107873	-0.081135	0.032763	0.292707	4.273255	8.182866	0.016715	0.851535	0.106269	100
NUM606	0.008708	0.004371	0.107873	-0.081135	0.032835	0.276044	4.231214	7.5862	0.022526	0.870841	0.106736	100
NUM607	0.008835	0.004371	0.107873	-0.081135	0.032848	0.26436	4.220355	7.370051	0.025097	0.883508	0.106821	100
NUM608	0.008494	0.004371	0.107873	-0.081135	0.033082	0.272522	4.133874	6.594763	0.03698	0.849394	0.108347	100
NUM609	0.008147	0.004371	0.107873	-0.081135	0.032932	0.299285	4.213483	7.628439	0.022055	0.814703	0.107366	100
NUM610	0.008106	0.004371	0.107873	-0.081135	0.032901	0.301778	4.22885	7.809792	0.020143	0.810573	0.107162	100
NUM611	0.007879	0.004371	0.107873	-0.081135	0.032764	0.318163	4.300382	8.73293	0.012696	0.7879	0.106275	100
NUM612	0.007798	0.003442	0.107873	-0.081135	0.032779	0.324881	4.295623	8.753451	0.012566	0.779777	0.106375	100
NUM613	0.008008	0.003442	0.107873	-0.081135	0.032599	0.325595	4.364299	9.522327	0.008556	0.800808	0.10521	100
NUM614	0.007583	0.003442	0.107873	-0.081135	0.032351	0.353861	4.493957	11.38658	0.003368	0.758288	0.103615	100

Data	Mean	Median	Maximum	Minimum	Std. Dev.	Skewness	Kurtosis	Jarque-Bera	Probability	Sum	Sum Sq. Dev.	Observations
NUM615	0.006766	0.00242	0.107873	-0.081135	0.032209	0.391691	4.582752	12.99497	0.001507	0.676633	0.102708	100
NUM616	0.00684	0.00242	0.107873	-0.081135	0.032121	0.397913	4.614001	13.49307	0.001175	0.684037	0.102143	100
NUM617	0.006196	0.001903	0.107873	-0.081135	0.031607	0.419289	4.844959	17.11286	0.000192	0.619636	0.098902	100
NUM618	0.006022	0.001483	0.107873	-0.081135	0.03159	0.436048	4.864836	17.65902	0.000146	0.602189	0.098795	100
NUM619	0.005995	0.001483	0.107873	-0.081135	0.031596	0.438299	4.862925	17.66214	0.000146	0.599469	0.09883	100
NUM620	0.005936	0.001483	0.107873	-0.081135	0.031552	0.442614	4.889983	18.14859	0.000115	0.593633	0.098558	100
NUM621	0.006745	0.001483	0.107873	-0.077065	0.03031	0.659455	4.972426	23.45827	0.000008	0.674451	0.09095	100
NUM622	0.006797	0.001483	0.107873	-0.077065	0.030293	0.655839	4.978715	23.48254	0.000008	0.679749	0.090849	100
NUM623	0.006442	0.001483	0.107873	-0.077065	0.029841	0.659913	5.198334	27.39422	0.000001	0.644224	0.088159	100
NUM624	0.006357	0.001483	0.107873	-0.077065	0.029835	0.668842	5.210241	27.81068	0.000001	0.635692	0.088123	100
NUM625	0.006428	0.001484	0.107873	-0.077065	0.029814	0.663696	5.218227	27.84375	0.000001	0.642818	0.087999	100
NUM626	0.00676	0.001903	0.107873	-0.077065	0.029719	0.642681	5.251109	27.99854	0.000001	0.675953	0.087436	100
NUM627	0.006702	0.001903	0.107873	-0.077065	0.029798	0.632352	5.220657	27.21163	0.000001	0.670243	0.087903	100
NUM628	0.006719	0.001903	0.107873	-0.077065	0.029791	0.631388	5.223965	27.25259	0.000001	0.671923	0.087862	100
NUM629	0.006395	0.001903	0.107873	-0.077065	0.029582	0.661182	5.381569	30.91882	0	0.63945	0.086634	100
NUM630	0.006306	0.001903	0.107873	-0.077065	0.029573	0.670622	5.396181	31.41925	0	0.630636	0.08658	100
NUM631	0.006449	0.00242	0.107873	-0.077065	0.02957	0.656516	5.385215	30.88877	0	0.644934	0.086565	100
NUM632	0.0063	0.00242	0.107873	-0.077065	0.029527	0.673042	5.42965	32.14641	0	0.63004	0.08631	100
NUM633	0.006635	0.003442	0.107873	-0.077065	0.029577	0.640013	5.365104	30.13411	0	0.663456	0.086607	100
NUM634	0.006643	0.003442	0.107873	-0.077065	0.029578	0.639091	5.364164	30.09593	0	0.664346	0.086608	100
NUM635	0.006805	0.003442	0.107873	-0.077065	0.029453	0.640695	5.429747	31.44013	0	0.680513	0.085883	100
NUM636	0.007515	0.004205	0.107873	-0.077065	0.029892	0.60302	5.1645	25.58164	0.000003	0.751516	0.088462	100
NUM637	0.007111	0.003442	0.107873	-0.077065	0.030029	0.624463	5.11442	25.12746	0.000003	0.71107	0.089274	100
NUM638	0.007061	0.003442	0.107873	-0.077065	0.030064	0.624823	5.097155	24.83198	0.000004	0.706104	0.089481	100
NUM639	0.007135	0.003442	0.107873	-0.077065	0.030009	0.624878	5.124165	25.3082	0.000003	0.713502	0.089156	100
NUM640	0.00699	0.003442	0.107873	-0.077065	0.030069	0.632987	5.097489	25.00896	0.000004	0.698954	0.089512	100
NUM641	0.006368	0.002219	0.107873	-0.077065	0.030281	0.652274	5.041764	24.46102	0.000005	0.636819	0.090776	100
NUM642	0.00578	0.002219	0.10626	-0.077065	0.028825	0.407348	4.65085	14.12098	0.000858	0.57799	0.082259	100
NUM643	0.006283	0.003442	0.10626	-0.077065	0.028905	0.366336	4.581643	12.66002	0.001782	0.6283	0.082713	100
NUM644	0.005881	0.002219	0.10626	-0.077065	0.028716	0.399902	4.706122	14.79392	0.000613	0.58806	0.081638	100
NUM645	0.005369	0.001484	0.10626	-0.077065	0.028759	0.437041	4.713017	15.4102	0.000451	0.536895	0.081879	100
NUM646	0.005287	0.001484	0.10626	-0.077065	0.028791	0.442766	4.697459	15.27307	0.000482	0.528651	0.082066	100
NUM647	0.005806	0.001484	0.10626	-0.077065	0.029348	0.439266	4.463804	12.14392	0.002307	0.580614	0.08527	100
NUM648	0.004781	0.001484	0.074233	-0.077065	0.027538	0.151186	3.965712	4.266786	0.118435	0.478129	0.075078	100
NUM649	0.005351	0.001484	0.074233	-0.077065	0.026403	0.396059	3.740823	4.901116	0.086245	0.535051	0.069017	100
NUM650	0.005488	0.001484	0.074233	-0.077065	0.026304	0.393179	3.78034	5.113714	0.077548	0.548827	0.0685	100
NUM651	0.005548	0.001484	0.074233	-0.077065	0.026285	0.387933	3.787749	5.093811	0.078324	0.554837	0.068398	100
NUM652	0.005953	0.001574	0.074233	-0.077065	0.0259	0.410105	3.901013	6.185707	0.045372	0.595324	0.06641	100
NUM653	0.006091	0.002219	0.074233	-0.077065	0.025893	0.394864	3.896547	5.947771	0.051104	0.609053	0.066374	100
NUM654	0.006093	0.002219	0.074233	-0.077065	0.025892	0.394747	3.897037	5.949902	0.05105	0.609256	0.066369	100
NUM655	0.005157	0.001574	0.069832	-0.077065	0.025083	0.332603	3.921215	5.379733	0.06789	0.515654	0.062286	100
NUM656	0.005031	0.001355	0.069832	-0.077065	0.025078	0.347607	3.931347	5.628037	0.059964	0.503063	0.06226	100
NUM657	0.005148	0.001574	0.069832	-0.077065	0.025044	0.336334	3.94539	5.609352	0.060526	0.514757	0.062092	100

Data	Mean	Median	Maximum	Minimum	Std. Dev.	Skewness	Kurtosis	Jarque-Bera	Probability	Sum	Sum Sq. Dev.	Observations
NUM658	0.005015	0.001574	0.069832	-0.077065	0.025133	0.341037	3.904087	5.344156	0.069108	0.50154	0.062536	100
NUM659	0.004935	0.001574	0.069832	-0.077065	0.025243	0.32872	3.872865	4.975504	0.083097	0.493469	0.063081	100
NUM660	0.004579	0.001574	0.069832	-0.077065	0.024583	0.240646	3.885498	4.232288	0.120495	0.457911	0.05983	100
NUM661	0.004297	0.001574	0.069832	-0.077065	0.024344	0.254063	4.010314	5.328853	0.069639	0.429708	0.058673	100
NUM662	0.004618	0.001574	0.069832	-0.077065	0.024004	0.275749	4.137867	6.662043	0.035757	0.461814	0.057043	100
NUM663	0.003869	0.001355	0.069832	-0.077065	0.023887	0.294318	4.206414	7.508033	0.023423	0.386925	0.05649	100
NUM664	0.003823	0.001355	0.069832	-0.077065	0.023887	0.300165	4.208721	7.589174	0.022492	0.382277	0.05649	100
NUM665	0.003667	0.001355	0.069832	-0.077065	0.023955	0.31285	4.172659	7.360961	0.025211	0.366685	0.05681	100
NUM666	0.003453	0.001223	0.069832	-0.077065	0.023914	0.338686	4.211198	8.024309	0.018094	0.34529	0.056618	100
NUM667	0.002678	0.000826	0.069832	-0.077065	0.023459	0.334219	4.350783	9.464265	0.008808	0.267847	0.054481	100
NUM668	0.002787	0.000826	0.069832	-0.077065	0.023417	0.324297	4.374102	9.620135	0.008147	0.27868	0.054289	100
NUM669	0.002258	0.000224	0.069832	-0.077065	0.023106	0.353146	4.555715	12.16291	0.002285	0.225831	0.052857	100
NUM670	0.002249	0.000224	0.069832	-0.077065	0.023106	0.354349	4.556289	12.18453	0.00226	0.224909	0.052857	100
NUM671	0.002779	0.000826	0.069832	-0.077065	0.023209	0.313874	4.46951	10.6397	0.004893	0.277875	0.053328	100
NUM672	0.002587	0.000224	0.069832	-0.077065	0.023298	0.328478	4.418418	10.18125	0.006154	0.258657	0.053735	100
NUM673	0.002745	0.000826	0.069832	-0.077065	0.023254	0.312202	4.441806	10.28618	0.00584	0.274462	0.053532	100
NUM674	0.003375	0.001223	0.069832	-0.077065	0.023504	0.283739	4.307432	8.464206	0.014522	0.337465	0.054691	100
NUM675	0.003268	0.000826	0.069832	-0.077065	0.023502	0.297299	4.313911	8.666282	0.013126	0.326751	0.054683	100
NUM676	0.004272	0.001223	0.069832	-0.036968	0.022142	0.711106	3.572895	9.795407	0.007464	0.42724	0.048535	100
NUM677	0.003989	0.001223	0.069832	-0.036968	0.021966	0.747105	3.701156	11.35118	0.003429	0.398914	0.047766	100
NUM678	0.003883	0.001223	0.069832	-0.036968	0.021876	0.760425	3.764315	12.0715	0.002392	0.388287	0.047379	100
NUM679	0.003731	0.001223	0.069832	-0.036968	0.022031	0.743338	3.712163	11.32243	0.003478	0.373058	0.04805	100
NUM680	0.003463	0.001168	0.069832	-0.036968	0.021896	0.780316	3.826757	12.99625	0.001506	0.346266	0.047463	100
NUM681	0.003344	0.000812	0.069832	-0.036968	0.021901	0.795701	3.840324	13.49461	0.001174	0.334352	0.047486	100
NUM682	0.003239	0.000812	0.069832	-0.036968	0.021874	0.811794	3.87397	14.16608	0.000839	0.32393	0.04737	100
NUM683	0.003053	0.000224	0.069832	-0.036968	0.021971	0.818251	3.841774	14.11133	0.000863	0.305346	0.047788	100
NUM684	0.00289	0.000224	0.069832	-0.036968	0.022106	0.809641	3.7925	13.54222	0.001146	0.288964	0.048377	100
NUM685	0.003022	0.000812	0.069832	-0.036968	0.022108	0.79192	3.771672	12.93343	0.001554	0.302167	0.048387	100
NUM686	0.003136	0.001209	0.069832	-0.036968	0.022091	0.778774	3.76655	12.55647	0.001877	0.313629	0.048313	100
NUM687	0.003065	0.000812	0.069832	-0.036968	0.022098	0.787624	3.772142	12.82336	0.001642	0.306489	0.048343	100
NUM688	0.003183	0.001209	0.069832	-0.036968	0.022065	0.776581	3.776727	12.56508	0.001869	0.318278	0.048201	100
NUM689	0.003208	0.001209	0.069832	-0.036968	0.022075	0.772548	3.766959	12.39812	0.002031	0.32085	0.048242	100
NUM690	0.00255	0.001209	0.064124	-0.036968	0.021024	0.66566	3.627071	9.023462	0.010979	0.254985	0.04376	100
NUM691	0.002877	0.001355	0.064124	-0.036968	0.020903	0.646143	3.653037	8.735257	0.012681	0.287695	0.043255	100
NUM692	0.00274	0.001355	0.064124	-0.036968	0.020986	0.650087	3.619692	8.643626	0.013276	0.274044	0.043601	100
NUM693	0.002766	0.001355	0.064124	-0.036968	0.020989	0.64621	3.614321	8.532248	0.014036	0.276577	0.043614	100
NUM694	0.002347	0.001355	0.062361	-0.036968	0.020154	0.515259	3.424417	5.17541	0.075192	0.23474	0.040213	100
NUM695	0.002109	0.001209	0.062361	-0.036968	0.020092	0.549329	3.487493	6.019576	0.049302	0.210863	0.039964	100
NUM696	0.002216	0.001355	0.062361	-0.036968	0.020065	0.536773	3.493534	5.816988	0.054558	0.221551	0.039859	100
NUM697	0.002234	0.001355	0.062361	-0.036968	0.020071	0.533839	3.487891	5.741565	0.056655	0.223375	0.03988	100
NUM698	0.002648	0.001477	0.062361	-0.036968	0.019833	0.533498	3.543679	5.975281	0.050406	0.264753	0.03894	100
NUM699	0.002045	0.001355	0.062361	-0.036968	0.019857	0.551949	3.603693	6.595979	0.036957	0.204549	0.039037	100
NUM700	0.002077	0.001355	0.062361	-0.036968	0.019866	0.546815	3.594348	6.45532	0.03965	0.2077	0.039069	100

Data	Mean	Median	Maximum	Minimum	Std. Dev.	Skewness	Kurtosis	Jarque-Bera	Probability	Sum	Sum Sq. Dev.	Observations
NUM701	0.002204	0.001355	0.062361	-0.036968	0.019799	0.538914	3.623922	6.462458	0.039509	0.220426	0.038807	100
NUM702	0.002348	0.001477	0.062361	-0.036968	0.019793	0.518497	3.612766	6.045163	0.048675	0.234817	0.038783	100
NUM703	0.002215	0.001355	0.062361	-0.036968	0.01978	0.538878	3.635848	6.524428	0.038304	0.221467	0.038734	100
NUM704	0.002105	0.001355	0.062361	-0.036968	0.019651	0.54253	3.705723	6.980825	0.030488	0.210544	0.038228	100
NUM705	0.00193	0.001355	0.062361	-0.036968	0.019431	0.544346	3.815862	7.712016	0.021152	0.192968	0.03738	100
NUM706	0.001661	0.001355	0.062361	-0.036968	0.019219	0.571913	3.969533	9.368059	0.009242	0.166095	0.036568	100
NUM707	0.001415	0.001209	0.062361	-0.036968	0.019159	0.608473	4.044125	10.71315	0.004717	0.1415	0.03634	100
NUM708	0.001447	0.001209	0.062361	-0.036968	0.019108	0.621371	4.055674	11.07856	0.003929	0.144678	0.036145	100
NUM709	0.001448	0.001209	0.062361	-0.036968	0.019108	0.621182	4.055346	11.07177	0.003943	0.144789	0.036146	100
NUM710	0.001283	0.001209	0.062361	-0.036968	0.018923	0.631394	4.181272	12.45848	0.001971	0.128339	0.035452	100
NUM711	0.001225	0.001209	0.062361	-0.036968	0.018886	0.64065	4.219249	13.03458	0.001478	0.122475	0.035311	100
NUM712	0.001171	0.001209	0.062361	-0.036968	0.018903	0.646354	4.211219	13.07561	0.001448	0.117147	0.035377	100
NUM713	0.001383	0.001355	0.062361	-0.036968	0.018904	0.616206	4.182832	12.15805	0.00229	0.138263	0.035377	100
NUM714	0.001496	0.001355	0.062361	-0.036968	0.018961	0.597832	4.122261	11.20451	0.00369	0.149552	0.035591	100
NUM715	0.001718	0.001355	0.062361	-0.036968	0.018739	0.622842	4.226868	12.73722	0.001715	0.171806	0.034765	100
NUM716	0.002094	0.001477	0.062361	-0.036968	0.01852	0.62535	4.312904	13.69986	0.00106	0.20942	0.033956	100
NUM717	0.002034	0.001477	0.062361	-0.036968	0.018538	0.632257	4.304591	13.75398	0.001031	0.203434	0.034023	100
NUM718	0.001918	0.001477	0.062361	-0.036968	0.018585	0.642781	4.280368	13.71672	0.001051	0.191809	0.034193	100
NUM719	0.001591	0.001477	0.062361	-0.036968	0.018935	0.587668	4.150759	11.27358	0.003564	0.159114	0.035495	100
NUM720	0.001228	0.001355	0.062361	-0.036968	0.018803	0.632821	4.285945	13.56461	0.001134	0.122818	0.035003	100
NUM721	0.001325	0.001477	0.062361	-0.036968	0.01882	0.616468	4.25813	12.92927	0.001558	0.132481	0.035065	100
NUM722	0.001433	0.001662	0.062361	-0.036968	0.018843	0.598134	4.224441	12.20963	0.002232	0.143339	0.035149	100
NUM723	0.00159	0.001662	0.062361	-0.036968	0.019117	0.624002	4.14863	11.98694	0.002495	0.158956	0.03618	100
NUM724	0.001535	0.001477	0.062361	-0.036968	0.019117	0.632535	4.15577	12.23419	0.002205	0.153504	0.03618	100
NUM725	0.001405	0.001477	0.062361	-0.036968	0.019163	0.645073	4.135665	12.30922	0.002124	0.140504	0.036354	100
NUM726	0.001345	0.001477	0.062361	-0.036968	0.01913	0.655022	4.17001	12.85474	0.001617	0.134493	0.036231	100
NUM727	0.001655	0.001477	0.062361	-0.03456	0.018751	0.731787	4.290261	15.86175	0.000359	0.16548	0.034807	100
NUM728	0.001661	0.001477	0.062361	-0.03456	0.018749	0.731156	4.291073	15.8551	0.000361	0.166078	0.0348	100
NUM729	0.001287	0.001299	0.062361	-0.03456	0.018968	0.725474	4.213439	14.90701	0.000579	0.128703	0.035617	100
NUM730	0.001047	0.000566	0.062361	-0.03456	0.019072	0.739245	4.171492	14.82636	0.000603	0.104689	0.036011	100
NUM731	0.001044	0.000566	0.062361	-0.03456	0.01907	0.739716	4.173302	14.85564	0.000594	0.104411	0.036004	100
NUM732	0.000968	-8.85E-05	0.062361	-0.03456	0.01906	0.752688	4.194606	15.38851	0.000455	0.09675	0.035964	100
NUM733	0.000701	-8.85E-05	0.062361	-0.03456	0.018869	0.789744	4.370094	18.2164	0.000111	0.070114	0.035246	100
NUM734	0.000895	-8.85E-05	0.062361	-0.03456	0.019042	0.764627	4.21968	15.94265	0.000345	0.089519	0.035896	100
NUM735	0.000878	-8.85E-05	0.062361	-0.03456	0.01905	0.765637	4.21543	15.92529	0.000348	0.087833	0.035928	100
NUM736	0.000468	-8.85E-05	0.062361	-0.03456	0.018167	0.597631	3.950217	9.714845	0.00777	0.046796	0.032675	100
NUM737	0.000842	0.00048	0.062361	-0.03456	0.018065	0.572206	3.965005	9.337132	0.009386	0.084192	0.032309	100
NUM738	0.000956	0.00048	0.062361	-0.03456	0.017992	0.568631	4.007045	9.614608	0.00817	0.095551	0.032047	100
NUM739	0.001072	0.000734	0.062361	-0.03456	0.01795	0.556138	4.027618	9.554814	0.008418	0.107245	0.031898	100
NUM740	0.001286	0.001068	0.062361	-0.03456	0.017914	0.528791	4.030676	9.08656	0.010638	0.128556	0.031771	100
NUM741	0.001721	0.001299	0.062361	-0.0345	0.01756	0.57384	4.128201	10.7917	0.004535	0.172123	0.030527	100
NUM742	0.001198	0.001068	0.062361	-0.0345	0.016903	0.513735	4.239835	10.80369	0.004508	0.119785	0.028285	100
NUM743	0.000701	0.000734	0.062361	-0.0345	0.016607	0.533189	4.426593	13.21804	0.001348	0.070059	0.027302	100

Data	Mean	Median	Maximum	Minimum	Std. Dev.	Skewness	Kurtosis	Jarque-Bera	Probability	Sum	Sum Sq. Dev.	Observations
NUM744	0.000844	0.001068	0.062361	-0.0345	0.016657	0.507229	4.35945	11.98844	0.002493	0.084414	0.027467	100
NUM745	0.000913	0.001068	0.062361	-0.0345	0.016574	0.520398	4.408663	12.78162	0.001677	0.091269	0.027196	100
NUM746	0.000973	0.001068	0.062361	-0.0345	0.016545	0.514983	4.430657	12.94838	0.001543	0.097262	0.027099	100
NUM747	0.000307	0.000734	0.043755	-0.0345	0.015345	0.125945	3.384289	0.879696	0.644134	0.030708	0.023313	100
NUM748	0.000449	0.000734	0.043755	-0.0345	0.015443	0.110913	3.312508	0.611953	0.736404	0.04486	0.023609	100
NUM749	0.001138	0.001068	0.049266	-0.0345	0.016061	0.274155	3.617918	2.843611	0.241278	0.11384	0.025538	100
NUM750	0.00148	0.001299	0.049266	-0.0345	0.01626	0.246149	3.492916	2.022186	0.363821	0.147987	0.026174	100
NUM751	0.001426	0.001299	0.049266	-0.0345	0.016274	0.254707	3.484673	2.060039	0.357	0.142623	0.026219	100
NUM752	0.001333	0.001068	0.049266	-0.0345	0.016301	0.268855	3.468938	2.120979	0.346286	0.133264	0.026305	100
NUM753	0.001065	0.000734	0.049266	-0.0345	0.01635	0.302845	3.45463	2.389791	0.302736	0.106546	0.026464	100
NUM754	0.001089	0.000734	0.049266	-0.0345	0.016338	0.30006	3.46174	2.388948	0.302863	0.108921	0.026428	100
NUM755	0.00176	0.001068	0.049266	-0.0345	0.016858	0.385493	3.555902	3.764359	0.152258	0.175955	0.028134	100
NUM756	0.001612	0.001068	0.049266	-0.0345	0.016939	0.396562	3.511034	3.70918	0.156517	0.161184	0.028406	100
NUM757	0.001552	0.000734	0.049266	-0.0345	0.016942	0.406834	3.514441	3.861276	0.145056	0.155228	0.028415	100
NUM758	0.00174	0.000734	0.049266	-0.0345	0.016823	0.398686	3.576323	4.033133	0.133112	0.173956	0.028018	100
NUM759	0.002188	0.001068	0.049266	-0.0345	0.016487	0.437494	3.629081	4.838948	0.088968	0.218839	0.02691	100
NUM760	0.002046	0.001068	0.049266	-0.0345	0.016281	0.424005	3.714925	5.126	0.077073	0.204616	0.026242	100
NUM761	0.002184	0.001068	0.049266	-0.0345	0.016414	0.413363	3.617202	4.435057	0.108878	0.218406	0.026674	100
NUM762	0.002251	0.001331	0.049266	-0.0345	0.016399	0.403048	3.623776	4.328703	0.114824	0.225092	0.026624	100
NUM763	0.002375	0.001331	0.049266	-0.0345	0.016202	0.454046	3.659168	5.246394	0.07257	0.237525	0.025987	100
NUM764	0.002414	0.001483	0.049266	-0.0345	0.016204	0.446741	3.652631	5.100987	0.078043	0.241373	0.025995	100
NUM765	0.002413	0.001483	0.049266	-0.0345	0.016205	0.446618	3.651968	5.095559	0.078255	0.241253	0.025999	100
NUM766	0.002979	0.001813	0.053987	-0.0345	0.016997	0.570469	3.799353	8.086267	0.017542	0.297881	0.028601	100
NUM767	0.003609	0.002205	0.053987	-0.0345	0.017234	0.577853	3.703929	7.629882	0.022039	0.360912	0.029403	100
NUM768	0.003369	0.002205	0.053987	-0.0345	0.01746	0.553969	3.615604	6.693736	0.035194	0.336935	0.03018	100
NUM769	0.003514	0.002792	0.053987	-0.0345	0.017405	0.539174	3.639162	6.547342	0.037867	0.351389	0.02999	100
NUM770	0.003184	0.002792	0.053987	-0.0345	0.017746	0.489004	3.550113	5.246353	0.072572	0.318422	0.031178	100
NUM771	0.002783	0.002204	0.053987	-0.0345	0.017507	0.524166	3.703216	6.639628	0.03616	0.278309	0.030343	100
NUM772	0.003179	0.002792	0.053987	-0.0345	0.017491	0.48683	3.665899	5.797646	0.055088	0.317912	0.030288	100
NUM773	0.002988	0.002204	0.053987	-0.0345	0.017585	0.500698	3.621255	5.786461	0.055397	0.298811	0.030613	100
NUM774	0.002449	0.001483	0.053987	-0.0345	0.017143	0.494151	3.742581	6.367373	0.041433	0.244859	0.029096	100
NUM775	0.00251	0.002204	0.053987	-0.0345	0.017139	0.483832	3.738952	6.176772	0.045575	0.251011	0.029082	100
NUM776	0.002199	0.001483	0.053987	-0.0345	0.017038	0.526641	3.843481	7.586925	0.022518	0.219885	0.028739	100
NUM777	0.002192	0.001483	0.053987	-0.0345	0.017038	0.527921	3.84473	7.618222	0.022168	0.219181	0.028738	100
NUM778	0.002226	0.001483	0.053987	-0.0345	0.017071	0.524422	3.817717	7.369726	0.025101	0.222638	0.028851	100
NUM779	0.002704	0.002204	0.053987	-0.0345	0.016946	0.51323	3.810712	7.12865	0.028316	0.270436	0.028429	100
NUM780	0.002762	0.002715	0.053987	-0.0345	0.01695	0.50282	3.799939	6.880064	0.032064	0.276155	0.028444	100
NUM781	0.002857	0.002911	0.053987	-0.0345	0.016941	0.487277	3.796609	6.601417	0.036857	0.285668	0.028414	100
NUM782	0.003062	0.002911	0.053987	-0.0345	0.017075	0.459436	3.680833	5.449409	0.065566	0.306215	0.028864	100
NUM783	0.003099	0.002911	0.053987	-0.0345	0.017035	0.464095	3.700302	5.633171	0.05981	0.309879	0.028728	100
NUM784	0.003241	0.002911	0.053987	-0.0345	0.016872	0.486928	3.770954	6.428184	0.040192	0.324071	0.028181	100
NUM785	0.003332	0.002911	0.053987	-0.0345	0.016934	0.473038	3.713442	5.850252	0.053658	0.333248	0.028388	100
NUM786	0.00349	0.002911	0.053987	-0.0345	0.017028	0.449329	3.627627	5.006259	0.081829	0.348983	0.028704	100

Data	Mean	Median	Maximum	Minimum	Std. Dev.	Skewness	Kurtosis	Jarque-Bera	Probability	Sum	Sum Sq. Dev.	Observations
NUM787	0.003346	0.002911	0.053987	-0.0345	0.01714	0.449088	3.568717	4.70899	0.094941	0.334552	0.029084	100
NUM788	0.003127	0.002715	0.053987	-0.0345	0.017284	0.454532	3.501659	4.491907	0.105827	0.312673	0.029574	100
NUM789	0.002559	0.002204	0.053987	-0.04435	0.017897	0.314089	3.584282	3.06664	0.215818	0.255932	0.03171	100
NUM790	0.002201	0.001397	0.053987	-0.04435	0.018224	0.288373	3.484027	2.362164	0.306946	0.220109	0.032879	100
NUM791	0.001725	0.000734	0.053987	-0.04435	0.018601	0.257421	3.41874	1.835026	0.399511	0.172506	0.034253	100
NUM792	0.00242	0.001397	0.053987	-0.04435	0.019195	0.32564	3.463389	2.66206	0.264205	0.242034	0.036478	100
NUM793	0.002343	0.000734	0.053987	-0.04435	0.019194	0.337708	3.470019	2.821264	0.243989	0.2343	0.036472	100
NUM794	0.002125	0.000479	0.053987	-0.04435	0.019088	0.366199	3.551087	3.500436	0.173736	0.212483	0.036073	100
NUM795	0.002192	0.000734	0.053987	-0.04435	0.019077	0.356654	3.554531	3.401305	0.182564	0.219218	0.036028	100
NUM796	0.001975	0.000479	0.053987	-0.04435	0.019195	0.370326	3.499177	3.323926	0.189766	0.197524	0.036477	100
NUM797	0.001808	0.000438	0.053987	-0.04435	0.019206	0.394217	3.505195	3.65354	0.160933	0.180757	0.036517	100
NUM798	0.001262	0.000107	0.053987	-0.04435	0.019689	0.33001	3.473932	2.750992	0.252714	0.12617	0.038379	100
NUM799	0.001315	0.000107	0.053987	-0.04435	0.019615	0.341515	3.493546	2.958829	0.227771	0.13151	0.038089	100
NUM800	0.001075	-0.000622	0.053987	-0.04435	0.019669	0.368876	3.476999	3.215857	0.200302	0.10751	0.038302	100
NUM801	0.001028	-0.000622	0.053987	-0.04435	0.019682	0.374869	3.471821	3.269677	0.194984	0.102765	0.038351	100
NUM802	0.000462	-0.00112	0.053987	-0.047955	0.020266	0.28374	3.463769	2.237985	0.326609	0.04617	0.040661	100
NUM803	0.001417	-0.000622	0.092943	-0.047955	0.022273	0.811103	5.255827	32.16794	0	0.141694	0.049113	100
NUM804	0.001524	-0.000622	0.092943	-0.047955	0.022388	0.801001	5.158162	30.10031	0	0.152359	0.049619	100
NUM805	0.001693	-0.000622	0.092943	-0.047955	0.022571	0.786471	5.010828	27.15655	0.000001	0.169265	0.050437	100
NUM806	0.001563	-0.00112	0.092943	-0.047955	0.022598	0.799753	5.005856	27.42449	0.000001	0.156272	0.050558	100
NUM807	0.001586	-0.00112	0.092943	-0.047955	0.022591	0.797601	5.008494	27.41131	0.000001	0.158632	0.050527	100
NUM808	0.002233	-0.000622	0.092943	-0.047955	0.022673	0.763541	4.877395	24.40246	0.000005	0.223295	0.050893	100
NUM809	0.002357	-0.000622	0.092943	-0.047955	0.022724	0.745173	4.819944	23.05553	0.00001	0.235681	0.05112	100
NUM810	0.001962	-0.00112	0.092943	-0.047955	0.022858	0.764863	4.779911	22.9506	0.00001	0.196154	0.051727	100
NUM811	0.001743	-0.001682	0.092943	-0.047955	0.022882	0.78875	4.791066	23.7351	0.000007	0.17428	0.051833	100
NUM812	0.00182	-0.00112	0.092943	-0.047955	0.022863	0.78128	4.796156	23.61571	0.000007	0.181981	0.051747	100
NUM813	0.001643	-0.001682	0.092943	-0.047955	0.022853	0.804364	4.828919	24.72062	0.000004	0.164327	0.051702	100
NUM814	0.001597	-0.001682	0.092943	-0.047955	0.022827	0.811299	4.85597	25.32271	0.000003	0.159704	0.051585	100
NUM815	0.001927	-0.00112	0.092943	-0.047955	0.022957	0.768629	4.716916	22.12902	0.000016	0.192737	0.052174	100
NUM816	0.002106	-0.00112	0.092943	-0.047955	0.023089	0.746072	4.602229	19.97347	0.000046	0.210594	0.052776	100
NUM817	0.00228	-0.000622	0.092943	-0.047955	0.023089	0.724363	4.579763	19.14359	0.00007	0.228045	0.052777	100
NUM818	0.002433	-8.79E-05	0.092943	-0.047955	0.02305	0.710126	4.590731	18.94809	0.000077	0.243307	0.052598	100
NUM819	0.00316	0.00021	0.092943	-0.047955	0.023019	0.697671	4.512141	17.6398	0.000148	0.315998	0.052459	100
NUM820	0.003216	0.00021	0.092943	-0.047955	0.022994	0.694164	4.524373	17.71322	0.000142	0.321615	0.052343	100
NUM821	0.003125	0.000142	0.092943	-0.047955	0.022987	0.706447	4.540585	18.20697	0.000111	0.312538	0.052313	100
NUM822	0.002873	-8.79E-05	0.092943	-0.047955	0.023042	0.729477	4.532316	18.65225	0.000089	0.287307	0.052563	100
NUM823	0.002537	-8.79E-05	0.092943	-0.047955	0.022704	0.754194	4.759468	22.37901	0.000014	0.253676	0.05103	100
NUM824	0.002595	0.000142	0.092943	-0.047955	0.022701	0.746767	4.753608	22.10744	0.000016	0.259472	0.05102	100
NUM825	0.002662	0.000142	0.092943	-0.047955	0.022668	0.743247	4.770914	22.27418	0.000015	0.266218	0.050872	100
NUM826	0.00243	-8.79E-05	0.092943	-0.047955	0.022725	0.763895	4.757612	22.59725	0.000012	0.243039	0.051126	100
NUM827	0.002649	0.000142	0.092943	-0.047955	0.022748	0.735163	4.710111	21.19307	0.000025	0.264909	0.051231	100
NUM828	0.002533	0.000142	0.092943	-0.047955	0.022813	0.739249	4.676315	20.81663	0.00003	0.253302	0.051522	100
NUM829	0.002604	0.000142	0.092943	-0.047955	0.022727	0.751816	4.715402	21.68132	0.00002	0.26037	0.051137	100

Data	Mean	Median	Maximum	Minimum	Std. Dev.	Skewness	Kurtosis	Jarque-Bera	Probability	Sum	Sum Sq. Dev.	Observations
NUM830	0.002875	0.000337	0.092943	-0.047955	0.022628	0.734572	4.753737	21.80824	0.000018	0.287521	0.050692	100
NUM831	0.002783	0.000337	0.092943	-0.047955	0.022607	0.748125	4.783759	22.58567	0.000012	0.27832	0.050595	100
NUM832	0.002675	0.000337	0.092943	-0.047955	0.022647	0.756285	4.765558	22.52109	0.000013	0.267475	0.050776	100
NUM833	0.002804	0.000337	0.092943	-0.047955	0.022674	0.73767	4.726474	21.48893	0.000022	0.28037	0.050897	100
NUM834	0.002613	0.000337	0.092943	-0.047955	0.022546	0.762963	4.84592	23.89946	0.000006	0.261322	0.050326	100
NUM835	0.002698	0.000337	0.092943	-0.047955	0.022517	0.756119	4.858907	23.92667	0.000006	0.269754	0.050195	100
NUM836	0.002689	0.000337	0.092943	-0.047955	0.02251	0.757318	4.865172	24.05412	0.000006	0.268868	0.050166	100
NUM837	0.002773	0.000337	0.092943	-0.047955	0.022571	0.745817	4.807777	22.88763	0.000011	0.277323	0.050435	100
NUM838	0.002899	0.000438	0.092943	-0.047955	0.022563	0.730308	4.798159	22.36157	0.000014	0.289926	0.050398	100
NUM839	0.002883	0.000337	0.092943	-0.047955	0.022565	0.732206	4.798295	22.40987	0.000014	0.288301	0.050409	100
NUM840	0.002718	0.000142	0.092943	-0.047955	0.022581	0.75144	4.806841	23.01385	0.00001	0.271828	0.05048	100
NUM841	0.002721	0.000142	0.092943	-0.047955	0.022582	0.75096	4.805651	22.9839	0.00001	0.272145	0.050484	100
NUM842	0.002775	0.000337	0.092943	-0.047955	0.022574	0.744741	4.805278	22.82326	0.000011	0.277548	0.050448	100
NUM843	0.0029	0.000337	0.092943	-0.047955	0.022514	0.73812	4.836405	23.13196	0.000009	0.289998	0.050183	100
NUM844	0.002824	0.000337	0.092943	-0.047955	0.022491	0.749536	4.866539	23.87994	0.000007	0.282428	0.050077	100
NUM845	0.002915	0.000337	0.092943	-0.047955	0.022434	0.747781	4.899136	24.34759	0.000005	0.29152	0.049826	100
NUM846	0.003077	0.000438	0.092943	-0.047955	0.022441	0.726342	4.871801	23.39137	0.000008	0.307695	0.049857	100
NUM847	0.003271	0.001141	0.092943	-0.047955	0.022462	0.700277	4.830178	22.1296	0.000016	0.32709	0.049948	100
NUM848	0.003407	0.001141	0.092943	-0.047955	0.022593	0.687139	4.725525	20.27534	0.00004	0.340736	0.050532	100
NUM849	0.002566	0.000438	0.092943	-0.047955	0.022434	0.677705	4.862727	22.11202	0.000016	0.256567	0.049826	100
NUM850	0.00218	0.000337	0.092943	-0.047955	0.022329	0.722715	4.988306	25.17762	0.000003	0.218013	0.04936	100
NUM851	0.001778	0.000337	0.092943	-0.047955	0.022824	0.637024	4.809104	20.40024	0.000037	0.177784	0.051571	100
NUM852	0.001688	0.000337	0.092943	-0.047955	0.02288	0.639427	4.776098	19.9583	0.000046	0.168763	0.051826	100
NUM853	0.002281	0.000438	0.092943	-0.047955	0.023207	0.602002	4.55925	16.17036	0.000308	0.228097	0.053316	100
NUM854	0.002354	0.001141	0.092943	-0.047955	0.023194	0.593855	4.561652	16.03922	0.000329	0.235415	0.053257	100
NUM855	0.001921	0.001141	0.092943	-0.047955	0.022739	0.607311	4.821075	19.96509	0.000046	0.192109	0.051189	100
NUM856	0.001837	0.001141	0.092943	-0.047955	0.022818	0.602453	4.77606	19.19243	0.000068	0.183654	0.051545	100
NUM857	0.001734	0.001141	0.092943	-0.047955	0.022859	0.610325	4.753982	19.02683	0.000074	0.17336	0.051732	100
NUM858	0.001874	0.001877	0.092943	-0.047955	0.022894	0.590738	4.711068	18.01516	0.000122	0.187439	0.051891	100
NUM859	0.00193	0.001877	0.092943	-0.047955	0.022926	0.583432	4.681483	17.45399	0.000162	0.192953	0.052033	100
NUM860	0.001759	0.001592	0.092943	-0.047955	0.022865	0.606814	4.746701	18.84941	0.000081	0.175854	0.051757	100
NUM861	0.001515	0.000922	0.092943	-0.047955	0.022748	0.63815	4.861303	21.22246	0.000025	0.1515	0.051229	100
NUM862	0.001595	0.000922	0.092943	-0.047955	0.022763	0.626816	4.839771	20.65145	0.000033	0.159472	0.051297	100
NUM863	0.001783	0.001553	0.092943	-0.047955	0.022685	0.613983	4.88133	21.03042	0.000027	0.178281	0.050945	100
NUM864	0.00191	0.001553	0.092943	-0.047955	0.022741	0.596285	4.822559	19.76643	0.000051	0.191014	0.051197	100
NUM865	0.001944	0.001553	0.092943	-0.047955	0.022718	0.595423	4.83618	19.95697	0.000046	0.194421	0.051097	100
NUM866	0.001351	0.000922	0.092943	-0.047955	0.022112	0.593914	5.135555	24.88138	0.000004	0.135128	0.048405	100
NUM867	0.000909	0.000382	0.092943	-0.047955	0.021747	0.623268	5.423094	30.93849	0	0.090894	0.04682	100
NUM868	0.000991	0.000382	0.092943	-0.047955	0.021665	0.630478	5.480472	32.26146	0	0.099079	0.046467	100
NUM869	0.001	0.000382	0.092943	-0.047955	0.021666	0.629049	5.477753	32.17529	0	0.100033	0.046474	100
NUM870	0.001276	0.000382	0.092943	-0.047955	0.021427	0.64576	5.640341	35.99758	0	0.127599	0.045453	100
NUM871	0.001715	0.000922	0.092943	-0.047955	0.021711	0.606439	5.376298	29.65777	0	0.171494	0.046664	100
NUM872	0.001652	0.000922	0.092943	-0.047955	0.02166	0.613832	5.427828	30.83962	0	0.165176	0.046446	100

Data	Mean	Median	Maximum	Minimum	Std. Dev.	Skewness	Kurtosis	Jarque-Bera	Probability	Sum	Sum Sq. Dev.	Observations
NUM873	0.001845	0.001553	0.092943	-0.047955	0.021596	0.596992	5.466655	31.29161	0	0.184468	0.046173	100
NUM874	0.002419	0.001838	0.092943	-0.047955	0.022032	0.574105	5.165362	25.02991	0.000004	0.241909	0.048056	100
NUM875	0.002613	0.001838	0.092943	-0.047955	0.022135	0.548928	5.059081	22.68792	0.000012	0.26127	0.048507	100
NUM876	0.003289	0.002026	0.092943	-0.047955	0.022838	0.571573	4.794469	18.8621	0.00008	0.328852	0.051634	100
NUM877	0.002858	0.001838	0.092943	-0.047955	0.023249	0.53099	4.627022	15.72917	0.000384	0.285771	0.053511	100
NUM878	0.002629	0.001553	0.092943	-0.047955	0.023188	0.560452	4.694372	17.19718	0.000184	0.26292	0.05323	100
NUM879	0.002439	0.001553	0.092943	-0.047955	0.023106	0.585286	4.775487	18.84415	0.000081	0.243941	0.052853	100
NUM880	0.0025	0.001553	0.092943	-0.047955	0.023125	0.576779	4.753585	18.35731	0.000103	0.249993	0.052943	100
NUM881	0.002407	0.000922	0.092943	-0.047955	0.02313	0.58832	4.759349	18.66579	0.000088	0.240739	0.052963	100
NUM882	0.002146	0.000382	0.092943	-0.047955	0.023028	0.621662	4.862988	20.9024	0.000029	0.21461	0.0525	100
NUM883	0.002451	0.000922	0.092943	-0.047955	0.023018	0.588445	4.838584	19.85608	0.000049	0.24515	0.052454	100
NUM884	0.002869	0.001553	0.092943	-0.047955	0.023186	0.545316	4.687424	16.82033	0.000223	0.28688	0.053223	100
NUM885	0.002498	0.000922	0.092943	-0.047955	0.02322	0.580283	4.699965	17.6533	0.000147	0.24978	0.053379	100
NUM886	0.002183	0.000382	0.092943	-0.047955	0.023176	0.61751	4.765024	19.33576	0.000063	0.218259	0.053176	100
NUM887	0.002428	0.000922	0.092943	-0.047955	0.023101	0.59751	4.796448	19.39707	0.000061	0.242752	0.052831	100
NUM888	0.003069	0.001553	0.092943	-0.047955	0.023392	0.562805	4.603287	15.9897	0.000337	0.306909	0.054171	100
NUM889	0.003564	0.001838	0.092943	-0.047955	0.022897	0.625105	4.769682	19.56166	0.000057	0.356401	0.051902	100
NUM890	0.003738	0.001838	0.092943	-0.047955	0.02269	0.652758	4.868847	21.654	0.00002	0.373796	0.050969	100
NUM891	0.004094	0.001838	0.092943	-0.047955	0.022333	0.694778	5.037097	25.33595	0.000003	0.40941	0.049376	100
NUM892	0.003485	0.001553	0.092943	-0.047955	0.021814	0.714663	5.355157	31.62392	0	0.348473	0.047111	100
NUM893	0.003273	0.001553	0.092943	-0.047955	0.021961	0.713273	5.259557	29.75264	0	0.327282	0.047748	100
NUM894	0.00318	0.001553	0.092943	-0.047955	0.021993	0.721258	5.242592	29.6253	0	0.318027	0.047884	100
NUM895	0.003291	0.001553	0.092943	-0.047955	0.022016	0.704743	5.206424	28.56232	0.000001	0.329149	0.047986	100

Output Eviews JAKMINE

Data	Mean	Median	Maximum	Minimum	Std. Dev.	Skewness	Kurtosis	Jarque-Bera	Probability	Sum	Sum Sq. Dev.	Observations
NUM101	0.004945	0.005034	0.044572	-0.042964	0.018226	-0.268573	2.841124	1.307364	0.520127	0.494502	0.032887	100
NUM102	0.005312	0.005379	0.044572	-0.042964	0.018479	-0.269024	2.789163	1.391448	0.498713	0.531235	0.033808	100
NUM103	0.005335	0.005379	0.044572	-0.042964	0.018474	-0.272724	2.793837	1.416735	0.492447	0.533493	0.033787	100
NUM104	0.005285	0.005379	0.044572	-0.042964	0.018495	-0.265282	2.77886	1.376668	0.502412	0.528543	0.033866	100
NUM105	0.005313	0.005379	0.044572	-0.042964	0.018515	-0.266722	2.770991	1.404198	0.495544	0.53127	0.033936	100
NUM106	0.00548	0.005648	0.044572	-0.042964	0.018525	-0.291594	2.775559	1.627012	0.443301	0.548048	0.033973	100
NUM107	0.005632	0.006194	0.044572	-0.042964	0.018568	-0.310793	2.761981	1.84593	0.397339	0.563228	0.034132	100
NUM108	0.005151	0.005648	0.044572	-0.042964	0.018615	-0.275242	2.72104	1.586884	0.452285	0.515139	0.034304	100
NUM109	0.004725	0.005379	0.044572	-0.042964	0.018525	-0.24352	2.723083	1.307882	0.519992	0.472492	0.033974	100
NUM110	0.00431	0.005034	0.044572	-0.042964	0.018216	-0.254588	2.76126	1.31774	0.517436	0.430958	0.032851	100
NUM111	0.004137	0.004399	0.044572	-0.042964	0.018199	-0.229065	2.761463	1.111596	0.573614	0.413654	0.032789	100
NUM112	0.003952	0.004399	0.044572	-0.042964	0.018353	-0.216599	2.692508	1.175883	0.55547	0.395229	0.033346	100
NUM113	0.003904	0.004237	0.044572	-0.042964	0.018359	-0.208603	2.686593	1.134518	0.567078	0.390385	0.033369	100
NUM114	0.003885	0.004237	0.044572	-0.042964	0.018353	-0.205997	2.689032	1.110168	0.574024	0.388497	0.033347	100
NUM115	0.004309	0.005034	0.044572	-0.042964	0.018655	-0.200101	2.65264	1.170083	0.557083	0.430886	0.034451	100
NUM116	0.004637	0.005379	0.044572	-0.042964	0.018762	-0.229962	2.627412	1.459795	0.481958	0.463666	0.034849	100
NUM117	0.004607	0.005379	0.044572	-0.042964	0.018745	-0.227181	2.634126	1.417954	0.492147	0.460658	0.034788	100
NUM118	0.004743	0.005379	0.044572	-0.042964	0.018689	-0.246521	2.669518	1.467955	0.479996	0.474276	0.034577	100
NUM119	0.004956	0.005379	0.044572	-0.042964	0.018512	-0.261092	2.74561	1.405796	0.495148	0.495597	0.033928	100
NUM120	0.004691	0.005034	0.044572	-0.042964	0.018581	-0.22561	2.699808	1.223811	0.542316	0.469121	0.034181	100
NUM121	0.004373	0.004289	0.044572	-0.042964	0.018833	-0.209774	2.614592	1.352332	0.508563	0.437321	0.035113	100
NUM122	0.004829	0.004289	0.044572	-0.042211	0.018217	-0.129105	2.530429	1.196538	0.549762	0.482892	0.032854	100
NUM123	0.004821	0.004289	0.044572	-0.042211	0.01821	-0.128919	2.532868	1.186222	0.552605	0.48211	0.03283	100
NUM124	0.00417	0.003706	0.044572	-0.044812	0.018806	-0.204925	2.681639	1.122208	0.570579	0.417007	0.035012	100
NUM125	0.003852	0.003636	0.044572	-0.044812	0.018666	-0.180309	2.721789	0.864362	0.649092	0.385216	0.034492	100
NUM126	0.003839	0.003636	0.044572	-0.044812	0.018672	-0.178522	2.71797	0.86259	0.649667	0.383923	0.034515	100
NUM127	0.003206	0.003493	0.044572	-0.045323	0.019251	-0.236753	2.798284	1.103738	0.575872	0.320559	0.03669	100
NUM128	0.002987	0.003294	0.044572	-0.045323	0.019246	-0.206396	2.790772	0.89239	0.640059	0.298673	0.036671	100
NUM129	0.00364	0.003493	0.049296	-0.045323	0.019697	-0.151504	2.86006	0.464154	0.792885	0.364011	0.038411	100
NUM130	0.00319	0.003294	0.049296	-0.045323	0.019486	-0.132724	2.90437	0.331701	0.847173	0.319001	0.037591	100
NUM131	0.00274	0.002914	0.049296	-0.045323	0.019485	-0.094369	2.894186	0.195077	0.907067	0.274004	0.037587	100
NUM132	0.002731	0.002914	0.049296	-0.045323	0.019481	-0.093301	2.896141	0.19003	0.909359	0.273115	0.037572	100
NUM133	0.00278	0.002914	0.049296	-0.045323	0.019428	-0.092798	2.915915	0.172984	0.917143	0.278007	0.037368	100
NUM134	0.001574	0.002236	0.049296	-0.097639	0.021765	-0.903901	6.246995	57.54635	0	0.157376	0.046698	100
NUM135	0.000665	0.002236	0.049296	-0.100883	0.024032	-1.342906	7.359896	109.2595	0	0.066524	0.057178	100
NUM136	0.001712	0.002914	0.10082	-0.100883	0.02603	-0.599829	7.670968	96.90468	0	0.171205	0.067079	100
NUM137	0.00125	0.002236	0.10082	-0.100883	0.02631	-0.561281	7.35725	84.3574	0	0.124969	0.068531	100
NUM138	0.002115	0.002914	0.10082	-0.100883	0.027048	-0.459783	7.003148	70.29497	0	0.211535	0.072428	100

Data	Mean	Median	Maximum	Minimum	Std. Dev.	Skewness	Kurtosis	Jarque-Bera	Probability	Sum	Sum Sq. Dev.	Observations
NUM139	0.002082	0.002914	0.10082	-0.100883	0.027	-0.466261	7.036449	71.51048	0	0.208168	0.072169	100
NUM140	0.001686	0.002236	0.10082	-0.100883	0.026925	-0.435373	7.081856	72.58228	0	0.168627	0.071769	100
NUM141	0.001647	0.002236	0.10082	-0.100883	0.026909	-0.432318	7.094949	72.98419	0	0.16466	0.071688	100
NUM142	0.001213	0.001168	0.10082	-0.100883	0.026721	-0.412329	7.245283	77.92703	0	0.121315	0.070687	100
NUM143	0.000848	0.000379	0.10082	-0.100883	0.026566	-0.391928	7.378227	82.43041	0	0.084763	0.069868	100
NUM144	0.000979	0.001168	0.10082	-0.100883	0.026544	-0.407137	7.409914	83.79328	0	0.097923	0.069755	100
NUM145	0.001268	0.001168	0.10082	-0.100883	0.02677	-0.406376	7.210229	76.6108	0	0.126793	0.070949	100
NUM146	0.00129	0.001168	0.10082	-0.100883	0.02678	-0.407969	7.201906	76.3407	0	0.128967	0.070997	100
NUM147	0.001291	0.001168	0.10082	-0.100883	0.02678	-0.408104	7.201772	76.33786	0	0.129098	0.070998	100
NUM148	0.001564	0.002236	0.10082	-0.100883	0.026899	-0.424776	7.099854	73.04392	0	0.156395	0.071631	100
NUM149	0.0017	0.002236	0.10082	-0.100883	0.026944	-0.435877	7.0623	71.926	0	0.170012	0.071872	100
NUM150	0.001591	0.002236	0.10082	-0.100883	0.026866	-0.433684	7.13105	74.24127	0	0.159057	0.071457	100
NUM151	0.00162	0.002236	0.10082	-0.100883	0.026852	-0.43685	7.147682	74.8609	0	0.161961	0.071381	100
NUM152	0.001866	0.002897	0.10082	-0.100883	0.026847	-0.462817	7.169667	76.01218	0	0.186612	0.071353	100
NUM153	0.001933	0.002897	0.10082	-0.100883	0.026786	-0.467289	7.232058	78.26563	0	0.193291	0.07103	100
NUM154	0.001853	0.002897	0.10082	-0.100883	0.026707	-0.471336	7.300582	80.76514	0	0.185335	0.070611	100
NUM155	0.001754	0.002897	0.10082	-0.100883	0.026677	-0.462774	7.325675	81.53375	0	0.175372	0.070454	100
NUM156	0.001705	0.002897	0.10082	-0.100883	0.026684	-0.457046	7.314337	81.03778	0	0.170515	0.070492	100
NUM157	0.002273	0.003203	0.10082	-0.100883	0.026849	-0.482723	7.205411	77.57319	0	0.227336	0.071368	100
NUM158	0.002532	0.003203	0.10082	-0.100883	0.027105	-0.467952	6.999932	70.31406	0	0.253219	0.072733	100
NUM159	0.00273	0.003294	0.10082	-0.100883	0.027077	-0.490039	7.042536	72.09438	0	0.273008	0.072582	100
NUM160	0.002923	0.003493	0.10082	-0.100883	0.027115	-0.507616	7.018006	71.56279	0	0.292278	0.072788	100
NUM161	0.002876	0.003493	0.10082	-0.100883	0.027099	-0.503889	7.030486	71.91848	0	0.287605	0.072703	100
NUM162	0.002653	0.003294	0.10082	-0.100883	0.027098	-0.480561	7.015549	71.03494	0	0.2653	0.072696	100
NUM163	0.002414	0.003203	0.10082	-0.100883	0.027045	-0.459749	7.051762	71.92605	0	0.241434	0.072414	100
NUM164	0.002764	0.003294	0.10082	-0.100883	0.027161	-0.482917	6.965236	69.39972	0	0.276426	0.073037	100
NUM165	0.002604	0.003294	0.10082	-0.100883	0.027222	-0.465001	6.893862	66.77943	0	0.260378	0.073365	100
NUM166	0.002664	0.003493	0.10082	-0.100883	0.027219	-0.471765	6.901213	67.1238	0	0.266379	0.073348	100
NUM167	0.002872	0.003493	0.10082	-0.100883	0.027381	-0.471527	6.771264	62.96576	0	0.287216	0.074223	100
NUM168	0.002811	0.003493	0.10082	-0.100883	0.027411	-0.464886	6.738224	61.8283	0	0.281081	0.074388	100
NUM169	0.002925	0.003493	0.10082	-0.100883	0.027378	-0.477941	6.7781	63.28228	0	0.292506	0.074209	100
NUM170	0.00281	0.003404	0.10082	-0.100883	0.027352	-0.467549	6.796266	63.69185	0	0.281032	0.074064	100
NUM171	0.003165	0.00353	0.10082	-0.100883	0.027442	-0.493838	6.73888	62.31135	0	0.316451	0.074551	100
NUM172	0.003204	0.00353	0.10082	-0.100883	0.027474	-0.493538	6.712908	61.50002	0	0.320445	0.074729	100
NUM173	0.003546	0.00353	0.10082	-0.100883	0.027885	-0.451705	6.453687	53.10044	0	0.354554	0.076977	100
NUM174	0.00401	0.00353	0.10082	-0.100883	0.028438	-0.395298	6.150962	43.97335	0	0.401001	0.080062	100
NUM175	0.004733	0.003688	0.10082	-0.100883	0.028734	-0.40533	6.013272	40.57075	0	0.47332	0.08174	100
NUM176	0.005089	0.003688	0.10082	-0.100883	0.028365	-0.413858	6.276327	47.58097	0	0.508934	0.079652	100
NUM177	0.005253	0.003688	0.10082	-0.100883	0.028241	-0.426447	6.38589	50.79866	0	0.525344	0.078955	100
NUM178	0.004356	0.00353	0.10082	-0.100883	0.029623	-0.557681	6.049383	43.92822	0	0.435633	0.086877	100

Data	Mean	Median	Maximum	Minimum	Std. Dev.	Skewness	Kurtosis	Jarque-Bera	Probability	Sum	Sum Sq. Dev.	Observations
NUM179	0.004948	0.003688	0.10082	-0.100883	0.029858	-0.57491	5.941796	41.56771	0	0.494804	0.08826	100
NUM180	0.004843	0.003688	0.10082	-0.100883	0.029904	-0.563825	5.898506	40.30389	0	0.484312	0.088533	100
NUM181	0.004687	0.003688	0.10082	-0.100883	0.029862	-0.551982	5.919451	40.59139	0	0.468735	0.088283	100
NUM182	0.004677	0.003688	0.10082	-0.100883	0.029857	-0.551408	5.922296	40.65007	0	0.467695	0.088255	100
NUM183	0.005416	0.003986	0.10082	-0.100883	0.029824	-0.589286	5.998592	43.25245	0	0.541585	0.08806	100
NUM184	0.005379	0.003986	0.10082	-0.100883	0.029823	-0.585689	5.99699	43.142	0	0.537921	0.088051	100
NUM185	0.005723	0.004469	0.10082	-0.100883	0.029996	-0.597584	5.900306	41.00085	0	0.572337	0.089075	100
NUM186	0.006534	0.004772	0.10082	-0.100883	0.030145	-0.617434	5.886403	41.06758	0	0.653375	0.089961	100
NUM187	0.006324	0.004772	0.10082	-0.100883	0.02995	-0.627375	5.997818	44.00545	0	0.632389	0.0888	100
NUM188	0.005778	0.004469	0.10082	-0.100883	0.030037	-0.583891	5.894047	40.58011	0	0.577819	0.089321	100
NUM189	0.006477	0.004772	0.10082	-0.100883	0.030027	-0.622678	5.956686	42.8871	0	0.647701	0.089261	100
NUM190	0.006555	0.004772	0.10082	-0.100883	0.03007	-0.625437	5.931024	42.31494	0	0.655504	0.089516	100
NUM191	0.006446	0.004772	0.10082	-0.100883	0.030024	-0.619425	5.957139	42.83091	0	0.644606	0.089242	100
NUM192	0.006718	0.004772	0.10082	-0.100883	0.030183	-0.625628	5.866125	40.75129	0	0.671785	0.090192	100
NUM193	0.006663	0.004772	0.10082	-0.100883	0.030194	-0.61973	5.853411	40.32588	0	0.666318	0.090255	100
NUM194	0.005996	0.004772	0.10082	-0.100883	0.030993	-0.625002	5.480836	32.15441	0	0.599623	0.095099	100
NUM195	0.006177	0.004844	0.10082	-0.100883	0.030956	-0.643645	5.521648	33.39928	0	0.617699	0.094869	100
NUM196	0.006253	0.004937	0.10082	-0.100883	0.030962	-0.650626	5.52377	33.59447	0	0.625344	0.094907	100
NUM197	0.005892	0.004796	0.10082	-0.100883	0.031034	-0.616479	5.446611	31.27539	0	0.589234	0.095349	100
NUM198	0.005653	0.004796	0.10082	-0.100883	0.031189	-0.594983	5.331899	28.55739	0.000001	0.56529	0.096302	100
NUM199	0.005897	0.004937	0.10082	-0.100883	0.031115	-0.619583	5.399583	30.3897	0	0.589719	0.095847	100
NUM200	0.005509	0.004937	0.10082	-0.100883	0.031445	-0.594567	5.192262	25.9169	0.000002	0.550865	0.097893	100
NUM201	0.00528	0.004796	0.10082	-0.100883	0.03152	-0.571837	5.128507	24.32723	0.000005	0.528035	0.098359	100
NUM202	0.005338	0.004796	0.10082	-0.100883	0.031582	-0.567661	5.101551	23.77279	0.000007	0.5338	0.098746	100
NUM203	0.005827	0.004937	0.10082	-0.100883	0.031905	-0.567519	4.973812	21.60102	0.00002	0.582699	0.100774	100
NUM204	0.005803	0.004937	0.10082	-0.100883	0.031914	-0.565112	4.966565	21.4366	0.000022	0.580318	0.100832	100
NUM205	0.00615	0.004937	0.10082	-0.100883	0.032251	-0.546532	4.83657	19.0324	0.000074	0.614955	0.10297	100
NUM206	0.005757	0.004796	0.10082	-0.100883	0.032381	-0.512086	4.741079	17.00119	0.000203	0.575749	0.103806	100
NUM207	0.005598	0.004469	0.10082	-0.100883	0.032358	-0.498994	4.74465	16.83243	0.000221	0.55984	0.103656	100
NUM208	0.005846	0.004523	0.10082	-0.100883	0.032251	-0.52177	4.819163	18.32638	0.000105	0.584601	0.102973	100
NUM209	0.006327	0.004796	0.10082	-0.100883	0.032333	-0.552907	4.808342	18.72052	0.000086	0.632742	0.103499	100
NUM210	0.006206	0.004796	0.10082	-0.100883	0.03239	-0.541339	4.768259	17.91222	0.000129	0.620636	0.103863	100
NUM211	0.006326	0.004937	0.10082	-0.100883	0.032379	-0.552854	4.782802	18.33738	0.000104	0.632646	0.103793	100
NUM212	0.006476	0.004937	0.10082	-0.100883	0.03229	-0.566234	4.842013	19.48124	0.000059	0.647595	0.103219	100
NUM213	0.00632	0.004937	0.10082	-0.100883	0.032363	-0.551335	4.789846	18.41429	0.0001	0.631974	0.10369	100
NUM214	0.006445	0.004937	0.10082	-0.100883	0.032396	-0.560367	4.779325	18.42517	0.0001	0.644539	0.103903	100
NUM215	0.006017	0.004796	0.10082	-0.100883	0.032254	-0.538013	4.825182	18.70467	0.000087	0.601732	0.102989	100
NUM216	0.005642	0.004523	0.10082	-0.100883	0.032226	-0.508438	4.815929	18.04848	0.00012	0.564199	0.102814	100
NUM217	0.005487	0.004267	0.10082	-0.100883	0.032226	-0.494195	4.806164	17.66309	0.000146	0.548678	0.102814	100
NUM218	0.005124	0.004267	0.10082	-0.100883	0.032449	-0.466677	4.672964	15.2915	0.000478	0.512425	0.104241	100

Data	Mean	Median	Maximum	Minimum	Std. Dev.	Skewness	Kurtosis	Jarque-Bera	Probability	Sum	Sum Sq. Dev.	Observations
NUM219	0.005261	0.004523	0.10082	-0.100883	0.032457	-0.478813	4.676252	15.52862	0.000425	0.526134	0.104294	100
NUM220	0.005404	0.004523	0.10082	-0.100883	0.032407	-0.492483	4.713079	16.26998	0.000293	0.540403	0.103969	100
NUM221	0.00593	0.004796	0.10082	-0.100883	0.032318	-0.53342	4.790945	18.10679	0.000117	0.592983	0.103402	100
NUM222	0.006084	0.004937	0.10082	-0.100883	0.032339	-0.54624	4.789148	18.31068	0.000106	0.608424	0.103536	100
NUM223	0.005851	0.004796	0.10082	-0.100883	0.032321	-0.526503	4.78396	17.88056	0.000131	0.585149	0.103421	100
NUM224	0.006226	0.004796	0.10082	-0.100883	0.031943	-0.540981	4.974951	21.12948	0.000026	0.622589	0.101015	100
NUM225	0.006271	0.004796	0.10082	-0.100883	0.031932	-0.54554	4.984801	21.37455	0.000023	0.627097	0.100945	100
NUM226	0.006646	0.004937	0.10082	-0.100883	0.03201	-0.571199	4.96626	21.54688	0.000021	0.664618	0.101441	100
NUM227	0.007154	0.005193	0.10082	-0.100883	0.031577	-0.598212	5.206453	26.24945	0.000002	0.715357	0.098716	100
NUM228	0.007133	0.005193	0.10082	-0.100883	0.031588	-0.596102	5.198261	26.0571	0.000002	0.713252	0.098781	100
NUM229	0.0068	0.005193	0.10082	-0.100883	0.031313	-0.604442	5.323006	28.57398	0.000001	0.67999	0.097072	100
NUM230	0.006895	0.005193	0.10082	-0.100883	0.031276	-0.614293	5.354857	29.39488	0	0.689473	0.096842	100
NUM231	0.006925	0.005193	0.10082	-0.100883	0.031252	-0.616781	5.371964	29.78287	0	0.692502	0.096692	100
NUM232	0.006123	0.004937	0.10082	-0.100883	0.032173	-0.626894	5.043237	23.945	0.000006	0.61229	0.102474	100
NUM233	0.006511	0.005193	0.10082	-0.100883	0.032142	-0.660476	5.092712	25.51816	0.000003	0.651122	0.102275	100
NUM234	0.007235	0.005193	0.10082	-0.100883	0.030548	-0.449866	4.914084	18.63847	0.00009	0.723468	0.092387	100
NUM235	0.007325	0.005193	0.10082	-0.091883	0.030238	-0.366314	4.633402	13.35311	0.00126	0.732468	0.090521	100
NUM236	0.00535	0.004937	0.067477	-0.09669	0.030519	-0.854692	4.695579	24.15409	0.000006	0.534958	0.092209	100
NUM237	0.006869	0.005193	0.114609	-0.09669	0.032113	-0.452711	5.238297	24.29066	0.000005	0.686909	0.102093	100
NUM238	0.006158	0.004937	0.114609	-0.09669	0.031539	-0.482285	5.443994	28.7646	0.000001	0.615806	0.098479	100
NUM239	0.006389	0.004937	0.114609	-0.09669	0.031865	-0.445801	5.322946	25.79596	0.000003	0.638864	0.10052	100
NUM240	0.006663	0.005193	0.114609	-0.09669	0.031816	-0.471479	5.370421	27.11696	0.000001	0.666331	0.100211	100
NUM241	0.006703	0.005193	0.114609	-0.09669	0.031822	-0.474859	5.368385	27.13005	0.000001	0.67032	0.100252	100
NUM242	0.006817	0.005193	0.114609	-0.09669	0.031787	-0.486069	5.398583	27.90939	0.000001	0.681666	0.10003	100
NUM243	0.006833	0.005193	0.114609	-0.09669	0.031781	-0.487673	5.403705	28.03791	0.000001	0.683292	0.099991	100
NUM244	0.007167	0.005398	0.114609	-0.09669	0.031917	-0.504757	5.340127	27.0638	0.000001	0.716693	0.100852	100
NUM245	0.007188	0.005398	0.114609	-0.09669	0.031937	-0.504023	5.330487	26.86387	0.000001	0.718763	0.100976	100
NUM246	0.007099	0.005193	0.114609	-0.09669	0.031931	-0.496025	5.328664	26.69517	0.000002	0.709919	0.100941	100
NUM247	0.006768	0.004937	0.114609	-0.09669	0.03212	-0.469179	5.198342	23.80509	0.000007	0.676817	0.10214	100
NUM248	0.006366	0.004802	0.114609	-0.09669	0.03212	-0.436423	5.175596	22.89616	0.000011	0.636621	0.102139	100
NUM249	0.006272	0.004802	0.114609	-0.09669	0.032102	-0.428757	5.182295	22.90726	0.000011	0.627233	0.102022	100
NUM250	0.006187	0.004802	0.114609	-0.09669	0.032089	-0.42149	5.185695	22.86615	0.000011	0.618747	0.101943	100
NUM251	0.006628	0.004937	0.114609	-0.09669	0.032166	-0.451933	5.165367	22.94079	0.00001	0.662768	0.102429	100
NUM252	0.006493	0.004802	0.114609	-0.09669	0.032165	-0.439565	5.158498	22.63326	0.000012	0.649332	0.102422	100
NUM253	0.006785	0.004937	0.114609	-0.09669	0.032064	-0.46606	5.236185	24.45571	0.000005	0.678484	0.101781	100
NUM254	0.006599	0.004937	0.114609	-0.09669	0.032015	-0.452313	5.256271	24.62127	0.000005	0.659887	0.101474	100
NUM255	0.006397	0.004937	0.114609	-0.09669	0.032091	-0.433466	5.19811	23.26358	0.000009	0.639711	0.101953	100
NUM256	0.00684	0.005211	0.114609	-0.09669	0.032242	-0.45732	5.137031	22.51444	0.000013	0.683965	0.102912	100
NUM257	0.006546	0.005211	0.114609	-0.09669	0.032087	-0.445765	5.210428	23.67007	0.000007	0.654627	0.10193	100
NUM258	0.006092	0.004937	0.114609	-0.09669	0.031905	-0.424429	5.289806	24.84904	0.000004	0.609177	0.100777	100

Data	Mean	Median	Maximum	Minimum	Std. Dev.	Skewness	Kurtosis	Jarque-Bera	Probability	Sum	Sum Sq. Dev.	Observations
NUM259	0.005848	0.004802	0.114609	-0.09669	0.031978	-0.40174	5.231214	23.4329	0.000008	0.584781	0.101239	100
NUM260	0.005705	0.004528	0.114609	-0.09669	0.031956	-0.389642	5.238324	23.40574	0.000008	0.570513	0.1011	100
NUM261	0.005682	0.004528	0.114609	-0.09669	0.031954	-0.38757	5.238499	23.38217	0.000008	0.568222	0.101087	100
NUM262	0.005732	0.004528	0.114609	-0.09669	0.031936	-0.392288	5.252419	23.70397	0.000007	0.573179	0.100973	100
NUM263	0.005367	0.004528	0.114609	-0.09669	0.03225	-0.375522	5.074306	20.27838	0.00004	0.536651	0.102967	100
NUM264	0.004925	0.004267	0.114609	-0.09669	0.032226	-0.341684	5.068465	19.77307	0.000051	0.492494	0.102812	100
NUM265	0.005139	0.004528	0.114609	-0.09669	0.032159	-0.361277	5.118259	20.87128	0.000029	0.513932	0.102388	100
NUM266	0.005194	0.004802	0.114609	-0.09669	0.032162	-0.366237	5.11882	20.94132	0.000028	0.51936	0.102407	100
NUM267	0.004207	0.004528	0.114609	-0.09669	0.032773	-0.360073	4.901675	17.22908	0.000181	0.420665	0.10633	100
NUM268	0.004158	0.004528	0.114609	-0.09669	0.032803	-0.356361	4.882986	16.89004	0.000215	0.41583	0.106526	100
NUM269	0.004208	0.004802	0.114609	-0.09669	0.032801	-0.360964	4.886041	16.99304	0.000204	0.420799	0.106516	100
NUM270	0.003576	0.004802	0.114609	-0.09669	0.03342	-0.355552	4.642181	13.34345	0.001266	0.357554	0.110573	100
NUM271	0.003057	0.004528	0.114609	-0.09669	0.033446	-0.317567	4.608494	12.46103	0.001968	0.305666	0.110748	100
NUM272	0.002193	0.003923	0.114609	-0.09669	0.033922	-0.293326	4.432422	9.983309	0.006794	0.219284	0.113922	100
NUM273	0.001845	0.003923	0.114609	-0.09669	0.033569	-0.306313	4.554135	11.62769	0.002986	0.184542	0.111559	100
NUM274	0.000789	0.003085	0.114609	-0.09669	0.033375	-0.299324	4.562256	11.66259	0.002934	0.078923	0.110276	100
NUM275	0.000293	0.002589	0.114609	-0.09669	0.03297	-0.303458	4.710661	13.72796	0.001045	0.029317	0.107618	100
NUM276	0.000908	0.003085	0.114609	-0.09669	0.03341	-0.302781	4.560238	11.67103	0.002922	0.090771	0.11051	100
NUM277	0.000936	0.003085	0.114609	-0.09669	0.033404	-0.305335	4.564609	11.75383	0.002803	0.093552	0.110469	100
NUM278	0.001911	0.003923	0.114609	-0.09669	0.032299	-0.24236	4.753786	13.79466	0.00101	0.191108	0.103279	100
NUM279	0.001705	0.003923	0.114609	-0.09669	0.03208	-0.250249	4.84485	15.22487	0.000494	0.170472	0.101884	100
NUM280	0.001552	0.003923	0.114609	-0.09669	0.032189	-0.240899	4.782723	14.2093	0.000821	0.155231	0.102574	100
NUM281	0.001152	0.003085	0.114609	-0.09669	0.032393	-0.213723	4.667927	12.35288	0.002078	0.115203	0.103884	100
NUM282	0.000402	0.002589	0.114609	-0.09669	0.032874	-0.194413	4.48209	9.782401	0.007512	0.040172	0.106991	100
NUM283	-0.000655	0.002498	0.114609	-0.09669	0.033264	-0.187148	4.376793	8.481903	0.014394	-0.065547	0.109542	100
NUM284	-0.000137	0.002498	0.114609	-0.09669	0.033752	-0.175564	4.223833	6.754409	0.034143	-0.01365	0.112781	100
NUM285	-0.000191	0.002498	0.114609	-0.09669	0.033695	-0.176927	4.244105	6.970872	0.03064	-0.019136	0.112397	100
NUM286	-0.000814	0.001769	0.114609	-0.09669	0.033291	-0.166673	4.376838	8.361676	0.015286	-0.081418	0.109721	100
NUM287	-0.001354	0.000933	0.114609	-0.09669	0.033329	-0.128342	4.35032	7.871874	0.019527	-0.135414	0.109973	100
NUM288	-0.000819	0.001769	0.114609	-0.09669	0.033359	-0.165697	4.34668	8.014033	0.018188	-0.08192	0.110168	100
NUM289	-0.000679	0.001769	0.114609	-0.09669	0.033564	-0.148518	4.296253	7.368764	0.025113	-0.067872	0.111528	100
NUM290	-0.00098	0.000933	0.114609	-0.09669	0.03345	-0.128522	4.345381	7.81717	0.020069	-0.097993	0.110771	100
NUM291	-0.000887	0.000933	0.114609	-0.09669	0.033504	-0.133403	4.321359	7.571565	0.022691	-0.088747	0.111126	100
NUM292	-0.00084	0.000933	0.114609	-0.09669	0.033563	-0.130532	4.302377	7.351423	0.025331	-0.083957	0.111518	100
NUM293	-0.000796	0.001769	0.114609	-0.09669	0.033564	-0.134457	4.302282	7.367726	0.025126	-0.079555	0.111528	100
NUM294	-3.48E-05	0.002498	0.114609	-0.09669	0.03299	-0.141305	4.488296	9.562052	0.008387	-0.003479	0.107744	100
NUM295	-0.000172	0.001769	0.114609	-0.09669	0.032981	-0.12907	4.490596	9.535468	0.0085	-0.017231	0.107688	100
NUM296	-0.000641	0.000933	0.114609	-0.09669	0.033132	-0.096416	4.413863	8.484131	0.014378	-0.064097	0.108678	100
NUM297	0.00013	0.001769	0.114609	-0.09669	0.033615	-0.103396	4.272272	6.922663	0.031388	0.013002	0.111869	100
NUM298	-4.28E-05	0.001769	0.114609	-0.09669	0.033795	-0.103248	4.203961	6.217343	0.04466	-0.004279	0.113071	100

Data	Mean	Median	Maximum	Minimum	Std. Dev.	Skewness	Kurtosis	Jarque-Bera	Probability	Sum	Sum Sq. Dev.	Observations
NUM299	-0.000467	0.000933	0.114609	-0.09669	0.033951	-0.074272	4.13277	5.438475	0.065925	-0.04668	0.114112	100
NUM300	0.000152	0.001769	0.114609	-0.09669	0.033785	-0.111329	4.203241	6.239025	0.044179	0.015158	0.113002	100
NUM301	0.000706	0.002498	0.114609	-0.09669	0.033968	-0.142178	4.13843	5.737008	0.056784	0.070605	0.114229	100
NUM302	0.000145	0.001769	0.114609	-0.09669	0.033745	-0.114121	4.217586	6.394211	0.04088	0.014531	0.112734	100
NUM303	-0.000527	0.000933	0.114609	-0.09669	0.033394	-0.093681	4.334432	7.565886	0.022756	-0.052654	0.110402	100
NUM304	-0.000169	0.001769	0.114609	-0.09669	0.033509	-0.118394	4.285061	7.114382	0.028519	-0.016921	0.111164	100
NUM305	-0.000631	0.001769	0.114609	-0.09669	0.033068	-0.125987	4.435675	8.852725	0.011958	-0.063078	0.108257	100
NUM306	-0.000163	0.002498	0.114609	-0.09669	0.033061	-0.16156	4.447328	9.163189	0.010239	-0.016261	0.108209	100
NUM307	2.26E-05	0.002542	0.114609	-0.09669	0.033128	-0.174806	4.41706	8.876192	0.011818	0.00226	0.108646	100
NUM308	-3.63E-05	0.001801	0.114609	-0.09669	0.033125	-0.169506	4.417151	8.846851	0.011993	-0.003632	0.10863	100
NUM309	-0.000446	0.000933	0.114609	-0.09669	0.032933	-0.147873	4.499024	9.727249	0.007722	-0.044644	0.107371	100
NUM310	-6.09E-05	0.001801	0.114609	-0.09669	0.032988	-0.177532	4.478849	9.637777	0.008076	-0.006086	0.107734	100
NUM311	-0.000103	0.001801	0.114609	-0.09669	0.032979	-0.174026	4.483028	9.6688	0.007951	-0.010304	0.107672	100
NUM312	8.06E-06	0.002542	0.114609	-0.09669	0.03298	-0.184069	4.484929	9.752245	0.007627	0.000806	0.107678	100
NUM313	0.000374	0.0026	0.114609	-0.09669	0.032998	-0.213622	4.484746	9.94587	0.006923	0.037357	0.107795	100
NUM314	0.000541	0.0026	0.114609	-0.09669	0.033146	-0.213781	4.424248	9.213715	0.009983	0.054094	0.108767	100
NUM315	0.00054	0.0026	0.114609	-0.09669	0.033146	-0.213741	4.4242	9.212858	0.009987	0.05405	0.108768	100
NUM316	0.000691	0.003085	0.114609	-0.09669	0.033129	-0.227342	4.437164	9.467401	0.008794	0.069075	0.108656	100
NUM317	0.000456	0.003085	0.114609	-0.09669	0.033233	-0.20901	4.379937	8.662367	0.013152	0.045638	0.109337	100
NUM318	0.000448	0.003085	0.114609	-0.09669	0.033241	-0.208862	4.376247	8.618961	0.013441	0.044791	0.109393	100
NUM319	0.000137	0.0026	0.114609	-0.09669	0.033259	-0.182504	4.360142	8.263404	0.016056	0.013673	0.109509	100
NUM320	0.00069	0.003085	0.114609	-0.09669	0.033731	-0.177284	4.20992	6.623434	0.036454	0.069004	0.112643	100
NUM321	0.000623	0.003085	0.114609	-0.09669	0.033686	-0.174734	4.228695	6.799246	0.033386	0.062308	0.112341	100
NUM322	0.000323	0.0026	0.114609	-0.09669	0.033663	-0.150163	4.233964	6.720264	0.034731	0.032309	0.112186	100
NUM323	0.000232	0.0026	0.114609	-0.09669	0.033685	-0.142279	4.221647	6.55581	0.037707	0.023248	0.112331	100
NUM324	0.000111	0.0026	0.114609	-0.09669	0.033734	-0.13272	4.196077	6.254417	0.04384	0.011106	0.112662	100
NUM325	-0.000202	0.0026	0.114609	-0.09669	0.033873	-0.110723	4.129885	5.52366	0.063176	-0.020235	0.113592	100
NUM326	-0.000106	0.0026	0.114609	-0.09669	0.033978	-0.108063	4.095173	5.192139	0.074566	-0.010649	0.114297	100
NUM327	-1.17E-05	0.0026	0.114609	-0.09669	0.034007	-0.115366	4.082952	5.108426	0.077753	-0.001169	0.11449	100
NUM328	0.000387	0.003085	0.114609	-0.09669	0.034128	-0.141992	4.037578	4.82173	0.089738	0.038682	0.115306	100
NUM329	-7.25E-05	0.0026	0.114609	-0.09669	0.034224	-0.108333	3.991225	4.289467	0.117099	-0.007251	0.115957	100
NUM330	-0.000131	0.0026	0.114609	-0.09669	0.03423	-0.103186	3.987833	4.243352	0.119831	-0.013104	0.115996	100
NUM331	0.000553	0.003085	0.114609	-0.09669	0.034581	-0.124009	3.887407	3.537515	0.170545	0.055271	0.118392	100
NUM332	0.001013	0.003085	0.114609	-0.09669	0.033939	-0.085973	4.010122	4.374632	0.112218	0.101266	0.11403	100
NUM333	0.000698	0.0026	0.114609	-0.09669	0.033877	-0.061521	4.034849	4.525216	0.104079	0.069838	0.113615	100
NUM334	0.000888	0.0026	0.114609	-0.09669	0.033783	-0.074467	4.077931	4.93382	0.084847	0.088844	0.112985	100
NUM335	0.001756	0.0026	0.114609	-0.09669	0.032464	0.072328	4.089253	5.030825	0.08083	0.175606	0.104339	100
NUM336	0.002938	0.003085	0.114609	-0.065048	0.030961	0.297223	3.847614	4.465897	0.107212	0.293811	0.094898	100
NUM337	0.001818	0.002619	0.062056	-0.065048	0.028833	-0.104592	2.794143	0.358896	0.835731	0.181792	0.082303	100
NUM338	0.00196	0.003085	0.062056	-0.065048	0.028841	-0.119009	2.793361	0.413969	0.813032	0.196003	0.082348	100

Data	Mean	Median	Maximum	Minimum	Std. Dev.	Skewness	Kurtosis	Jarque-Bera	Probability	Sum	Sum Sq. Dev.	Observations
NUM339	0.001318	0.002619	0.058988	-0.065048	0.028197	-0.156981	2.829341	0.53207	0.766412	0.131785	0.078712	100
NUM340	0.001066	0.002571	0.058988	-0.065048	0.028189	-0.13203	2.827068	0.415138	0.812557	0.106633	0.078668	100
NUM341	0.000886	0.002542	0.058988	-0.065048	0.028164	-0.114058	2.833527	0.332294	0.846922	0.088561	0.078529	100
NUM342	0.00075	0.001301	0.058988	-0.065048	0.028188	-0.100019	2.82212	0.298568	0.861324	0.075012	0.078663	100
NUM343	0.000839	0.002542	0.058988	-0.065048	0.028186	-0.109516	2.824405	0.328369	0.848585	0.083948	0.078649	100
NUM344	0.000671	0.002542	0.058988	-0.065048	0.02802	-0.11129	2.864181	0.283286	0.867931	0.06706	0.077724	100
NUM345	0.000175	0.001301	0.058988	-0.065048	0.027784	-0.086388	2.920238	0.150889	0.927331	0.017511	0.076426	100
NUM346	-0.00079	-0.000749	0.058988	-0.091762	0.029261	-0.289416	3.323336	1.831638	0.400189	-0.078987	0.084764	100
NUM347	-0.000195	0.001301	0.058988	-0.091762	0.029313	-0.327286	3.332365	2.245548	0.325376	-0.019462	0.085066	100
NUM348	-0.000195	0.001301	0.058988	-0.091762	0.029313	-0.327272	3.33233	2.245292	0.325418	-0.019477	0.085066	100
NUM349	-0.000483	-0.000749	0.058988	-0.091762	0.029375	-0.299397	3.294519	1.8554	0.395462	-0.048337	0.085424	100
NUM350	-0.000804	-0.001866	0.058988	-0.091762	0.029471	-0.269997	3.244374	1.463804	0.480993	-0.080355	0.085985	100
NUM351	-0.001316	-0.002717	0.058988	-0.091762	0.029306	-0.240559	3.280147	1.291492	0.524271	-0.131617	0.085025	100
NUM352	-0.001436	-0.003298	0.058988	-0.091762	0.029325	-0.228259	3.268089	1.167837	0.557709	-0.143598	0.085134	100
NUM353	-0.001546	-0.003298	0.058988	-0.091762	0.029301	-0.218119	3.274971	1.107972	0.574655	-0.154608	0.084997	100
NUM354	-0.001574	-0.003298	0.058988	-0.091762	0.029296	-0.215449	3.276627	1.092481	0.579123	-0.15744	0.084965	100
NUM355	-0.001048	-0.002717	0.058988	-0.091762	0.029516	-0.240371	3.225036	1.173976	0.555999	-0.10478	0.086248	100
NUM356	-0.001924	-0.003298	0.058988	-0.091762	0.029597	-0.215929	3.187073	0.922908	0.630366	-0.192358	0.086724	100
NUM357	-0.002673	-0.003525	0.058988	-0.091762	0.030265	-0.224775	3.095838	0.880336	0.643928	-0.267271	0.090679	100
NUM358	-0.002232	-0.003298	0.058988	-0.091762	0.030568	-0.233375	3.02692	0.91075	0.63421	-0.223247	0.092505	100
NUM359	-0.002053	-0.002717	0.058988	-0.091762	0.030541	-0.250859	3.043008	1.056546	0.589622	-0.205253	0.092341	100
NUM360	-0.002425	-0.003298	0.058988	-0.091762	0.030699	-0.221629	2.980673	0.82021	0.66358	-0.242501	0.093299	100
NUM361	-0.002422	-0.003298	0.058988	-0.091762	0.0307	-0.221896	2.980367	0.822238	0.662908	-0.24217	0.093306	100
NUM362	-0.002376	-0.002744	0.058988	-0.091762	0.030702	-0.226283	2.980891	0.854923	0.652162	-0.237639	0.093318	100
NUM363	-0.001684	-0.001866	0.058988	-0.091762	0.030625	-0.266165	3.020201	1.182428	0.553655	-0.168386	0.092854	100
NUM364	-0.001468	-0.00118	0.058988	-0.091762	0.030605	-0.286878	3.035593	1.376928	0.502347	-0.146819	0.092733	100
NUM365	-0.001219	-0.00118	0.058988	-0.091762	0.030767	-0.295266	2.99398	1.453189	0.483553	-0.121922	0.093712	100
NUM366	-0.001749	-0.001866	0.058988	-0.091762	0.031033	-0.262074	2.907318	1.180503	0.554188	-0.174903	0.09534	100
NUM367	-0.001462	-0.001866	0.058988	-0.091762	0.030576	-0.228505	2.927548	0.892116	0.640147	-0.14624	0.092555	100
NUM368	-0.001916	-0.001866	0.058988	-0.091762	0.031163	-0.251842	2.860537	1.138116	0.566058	-0.191629	0.09614	100
NUM369	-0.002	-0.002405	0.058988	-0.091762	0.031153	-0.244132	2.861299	1.073501	0.584645	-0.199986	0.096081	100
NUM370	-0.001261	-0.001866	0.058988	-0.091762	0.03064	-0.259665	2.95096	1.133784	0.567286	-0.126136	0.092943	100
NUM371	-0.000745	-0.00118	0.058988	-0.091762	0.030683	-0.296817	2.9574	1.475902	0.478092	-0.074509	0.093202	100
NUM372	-0.000775	-0.00118	0.058988	-0.091762	0.030741	-0.303321	2.962726	1.539182	0.463202	-0.077484	0.093557	100
NUM373	-0.001452	-0.001866	0.058988	-0.091762	0.031053	-0.269189	2.877041	1.27071	0.529747	-0.145218	0.095467	100
NUM374	-0.001103	-0.001866	0.058988	-0.091762	0.030749	-0.282068	2.962215	1.331985	0.513763	-0.110324	0.093604	100
NUM375	-0.000514	-0.001866	0.061482	-0.091762	0.031378	-0.241555	2.90931	1.006753	0.604486	-0.051372	0.097473	100
NUM376	-0.001477	-0.002405	0.061482	-0.091762	0.031139	-0.234056	2.893349	0.960428	0.618651	-0.147725	0.095994	100
NUM377	-0.001746	-0.002405	0.061482	-0.091762	0.031286	-0.214225	2.840598	0.870742	0.647025	-0.174637	0.096904	100
NUM378	-0.001554	-0.002405	0.061482	-0.091762	0.031439	-0.217471	2.80497	0.946711	0.622909	-0.155404	0.097851	100

Data	Mean	Median	Maximum	Minimum	Std. Dev.	Skewness	Kurtosis	Jarque-Bera	Probability	Sum	Sum Sq. Dev.	Observations
NUM379	-0.001596	-0.002405	0.061482	-0.091762	0.031405	-0.216657	2.813135	0.927834	0.628816	-0.15964	0.097642	100
NUM380	-0.001037	-0.001866	0.061482	-0.091762	0.031417	-0.255726	2.826944	1.214716	0.544788	-0.103677	0.097717	100
NUM381	-0.000747	-0.001866	0.061482	-0.091762	0.031234	-0.275165	2.889388	1.312913	0.518686	-0.074734	0.096579	100
NUM382	-0.000303	-0.001866	0.061482	-0.091762	0.030731	-0.26941	2.979641	1.211424	0.545686	-0.030266	0.093494	100
NUM383	0.000442	-0.00118	0.061482	-0.091762	0.030041	-0.261184	3.065352	1.154747	0.561371	0.044197	0.089341	100
NUM384	-3.53E-06	-0.00118	0.061482	-0.091762	0.029523	-0.299517	3.131689	1.567437	0.456705	-0.000353	0.086288	100
NUM385	-0.000285	-0.00118	0.061482	-0.091762	0.029347	-0.289339	3.181083	1.531912	0.464889	-0.028509	0.085262	100
NUM386	-0.000333	-0.00118	0.061482	-0.091762	0.029367	-0.284661	3.170852	1.472154	0.478989	-0.033346	0.085381	100
NUM387	-0.000327	-0.00118	0.061482	-0.091762	0.029361	-0.284816	3.172878	1.47653	0.477942	-0.032744	0.085345	100
NUM388	-0.001078	-0.001866	0.061482	-0.091762	0.029602	-0.251205	3.099835	1.093261	0.578897	-0.107839	0.08675	100
NUM389	-0.001871	-0.002405	0.061482	-0.091762	0.029151	-0.257416	3.131114	1.176013	0.555434	-0.187065	0.084129	100
NUM390	-0.002186	-0.002405	0.061482	-0.091762	0.029337	-0.234577	3.058006	0.931125	0.627782	-0.218595	0.085205	100
NUM391	-0.002358	-0.002405	0.061482	-0.091762	0.029239	-0.225449	3.088259	0.879579	0.644172	-0.235752	0.084636	100
NUM392	-0.003511	-0.003419	0.061482	-0.091762	0.029726	-0.268158	3.111679	1.250447	0.535142	-0.35114	0.08748	100
NUM393	-0.004365	-0.004365	0.061482	-0.091762	0.030759	-0.332543	3.123992	1.907136	0.385364	-0.436531	0.093663	100
NUM394	-0.004333	-0.004365	0.061482	-0.091762	0.030778	-0.33387	3.11836	1.916193	0.383622	-0.433324	0.093783	100
NUM395	-0.00454	-0.004365	0.061482	-0.091762	0.030852	-0.314592	3.082142	1.67758	0.432233	-0.454043	0.094234	100
NUM396	-0.004925	-0.004365	0.061482	-0.091762	0.031461	-0.354966	3.050179	2.110502	0.348105	-0.492464	0.09799	100
NUM397	-0.005952	-0.00483	0.061482	-0.091762	0.031028	-0.378809	3.008549	2.391911	0.302415	-0.595211	0.095308	100
NUM398	-0.005174	-0.004365	0.061482	-0.091762	0.031055	-0.41326	3.043324	2.854214	0.240002	-0.517397	0.095478	100
NUM399	-0.004334	-0.003419	0.061482	-0.091762	0.031409	-0.416603	3.041064	2.899665	0.23461	-0.433381	0.097668	100
NUM400	-0.003519	-0.003419	0.103251	-0.091762	0.033104	-0.086571	3.60353	1.642611	0.439857	-0.351911	0.108494	100
NUM401	-0.003991	-0.004365	0.103251	-0.091762	0.032824	-0.067849	3.693642	2.081473	0.353194	-0.399147	0.106665	100
NUM402	-0.003747	-0.003419	0.103251	-0.091762	0.032838	-0.089079	3.690119	2.116687	0.34703	-0.37471	0.106753	100
NUM403	-0.003724	-0.003419	0.103251	-0.091762	0.03283	-0.090995	3.693923	2.144372	0.34226	-0.372408	0.1067	100
NUM404	-0.004327	-0.004365	0.103251	-0.091762	0.032791	-0.051808	3.701909	2.097549	0.350367	-0.432701	0.106452	100
NUM405	-0.004679	-0.00483	0.103251	-0.091762	0.032846	-0.023221	3.677746	1.922902	0.382338	-0.467853	0.106808	100
NUM406	-0.005195	-0.005257	0.103251	-0.091762	0.032821	0.014213	3.686951	1.969625	0.373509	-0.519523	0.106642	100
NUM407	-0.007922	-0.005736	0.103251	-0.251733	0.040948	-2.009939	14.36261	605.2845	0	-0.792243	0.165994	100
NUM408	-0.008427	-0.006182	0.103251	-0.251733	0.041179	-1.951846	13.95921	563.9291	0	-0.842699	0.167873	100
NUM409	-0.009584	-0.006319	0.103251	-0.251733	0.04269	-1.856635	12.37323	423.524	0	-0.958379	0.180419	100
NUM410	-0.009855	-0.006319	0.103251	-0.251733	0.042562	-1.859016	12.47086	431.3375	0	-0.985548	0.17934	100
NUM411	-0.009425	-0.006319	0.103251	-0.251733	0.042931	-1.817074	12.15405	404.1819	0	-0.942517	0.182463	100
NUM412	-0.009762	-0.007184	0.103251	-0.251733	0.042942	-1.793251	12.08445	397.4595	0	-0.976171	0.18256	100
NUM413	-0.010251	-0.008136	0.103251	-0.251733	0.042878	-1.771214	12.07303	395.2864	0	-1.02515	0.182014	100
NUM414	-0.010969	-0.009386	0.103251	-0.251733	0.042664	-1.763529	12.18011	402.9776	0	-1.096915	0.180205	100
NUM415	-0.010544	-0.009386	0.103251	-0.251733	0.042941	-1.744563	11.95597	384.9305	0	-1.054354	0.182545	100
NUM416	-0.010715	-0.010521	0.103251	-0.251733	0.042914	-1.736156	11.95704	384.5232	0	-1.071477	0.182323	100
NUM417	-0.010803	-0.010521	0.103251	-0.251733	0.042954	-1.726399	11.899	379.6417	0	-1.080301	0.182664	100
NUM418	-0.010819	-0.010521	0.103251	-0.251733	0.042963	-1.724612	11.88733	378.6742	0	-1.08185	0.182736	100

Data	Mean	Median	Maximum	Minimum	Std. Dev.	Skewness	Kurtosis	Jarque-Bera	Probability	Sum	Sum Sq. Dev.	Observations
NUM419	-0.011097	-0.010521	0.103251	-0.251733	0.043094	-1.694434	11.70288	363.4357	0	-1.109694	0.183854	100
NUM420	-0.01223	-0.010713	0.103251	-0.251733	0.04279	-1.703301	11.80415	371.3252	0	-1.222978	0.181266	100
NUM421	-0.012529	-0.010713	0.103251	-0.251733	0.042668	-1.701145	11.88851	377.4214	0	-1.252932	0.180231	100
NUM422	-0.012607	-0.010713	0.103251	-0.251733	0.042674	-1.694975	11.86936	375.6551	0	-1.260714	0.180282	100
NUM423	-0.01197	-0.010521	0.103251	-0.251733	0.043151	-1.650596	11.4983	346.3289	0	-1.197016	0.184343	100
NUM424	-0.01097	-0.010301	0.103251	-0.251733	0.044123	-1.5188	10.85067	295.25	0	-1.096999	0.192737	100
NUM425	-0.009694	-0.00917	0.103251	-0.251733	0.04538	-1.343002	10.17285	244.4349	0	-0.96935	0.203871	100
NUM426	-0.010102	-0.00917	0.103251	-0.251733	0.045098	-1.355675	10.36268	256.5018	0	-1.010162	0.201349	100
NUM427	-0.010544	-0.010301	0.103251	-0.251733	0.045067	-1.331331	10.33699	253.8381	0	-1.054448	0.201076	100
NUM428	-0.011676	-0.010521	0.103251	-0.251733	0.045449	-1.271178	9.921739	226.5586	0	-1.167573	0.204495	100
NUM429	-0.011332	-0.010301	0.103251	-0.251733	0.04544	-1.293648	9.968722	230.2383	0	-1.133213	0.204411	100
NUM430	-0.011482	-0.010521	0.103251	-0.251733	0.045448	-1.283111	9.944462	228.3793	0	-1.148227	0.204485	100
NUM431	-0.012063	-0.010521	0.103251	-0.251733	0.044998	-1.311398	10.23856	246.9828	0	-1.206331	0.200459	100
NUM432	-0.012022	-0.010521	0.103251	-0.251733	0.044989	-1.314829	10.25147	247.9124	0	-1.202179	0.20038	100
NUM433	-0.012665	-0.010713	0.103251	-0.251733	0.045394	-1.261423	9.850507	222.0591	0	-1.266542	0.203997	100
NUM434	-0.01268	-0.010713	0.103251	-0.251733	0.045392	-1.260603	9.850464	222.0222	0	-1.268034	0.20398	100
NUM435	-0.01317	-0.011074	0.103251	-0.251733	0.045573	-1.220895	9.64828	209.0082	0	-1.316977	0.205612	100
NUM436	-0.013871	-0.011578	0.103251	-0.251733	0.045574	-1.183683	9.573328	203.3878	0	-1.387136	0.205618	100
NUM437	-0.01426	-0.012304	0.103251	-0.251733	0.045597	-1.157809	9.513604	199.1214	0	-1.425994	0.205833	100
NUM438	-0.014867	-0.012838	0.103251	-0.251733	0.045668	-1.118928	9.397255	191.3869	0	-1.486746	0.206468	100
NUM439	-0.014692	-0.012838	0.103251	-0.251733	0.04575	-1.121704	9.34855	188.904	0	-1.469238	0.207217	100
NUM440	-0.014995	-0.013259	0.103251	-0.251733	0.045823	-1.098343	9.261216	183.4511	0	-1.499546	0.207873	100
NUM441	-0.014425	-0.013259	0.103251	-0.251733	0.046311	-1.069337	8.975856	167.8532	0	-1.442517	0.212325	100
NUM442	-0.013605	-0.013259	0.103251	-0.251733	0.047093	-1.008687	8.573991	146.4132	0	-1.360539	0.219556	100
NUM443	-0.013984	-0.013831	0.103251	-0.251733	0.047098	-0.985469	8.538262	143.9873	0	-1.398377	0.219602	100
NUM444	-0.013563	-0.013831	0.103251	-0.251733	0.047587	-0.944647	8.28841	131.403	0	-1.356286	0.224192	100
NUM445	-0.013802	-0.014562	0.103251	-0.251733	0.047636	-0.927606	8.236496	128.5946	0	-1.380175	0.224646	100
NUM446	-0.013466	-0.014562	0.103251	-0.251733	0.047197	-0.937856	8.505598	140.9579	0	-1.346599	0.220527	100
NUM447	-0.013903	-0.014562	0.103251	-0.251733	0.046975	-0.932196	8.623013	146.2259	0	-1.390347	0.218461	100
NUM448	-0.013548	-0.014562	0.103251	-0.251733	0.047112	-0.942341	8.554869	143.3691	0	-1.354819	0.219736	100
NUM449	-0.013686	-0.014562	0.103251	-0.251733	0.047154	-0.931861	8.513618	141.1394	0	-1.368641	0.220131	100
NUM450	-0.012923	-0.013549	0.103251	-0.251733	0.047578	-0.929985	8.307215	131.7751	0	-1.292329	0.224107	100
NUM451	-0.011949	-0.012838	0.103251	-0.251733	0.048477	-0.868085	7.914555	113.1964	0	-1.194885	0.232648	100
NUM452	-0.011708	-0.012838	0.103251	-0.251733	0.048537	-0.878592	7.893418	112.6385	0	-1.170767	0.233226	100
NUM453	-0.012264	-0.013549	0.103251	-0.251733	0.048729	-0.841761	7.737321	105.3186	0	-1.22643	0.235078	100
NUM454	-0.011526	-0.013549	0.103251	-0.251733	0.049513	-0.788868	7.410823	91.43588	0	-1.152601	0.242702	100
NUM455	-0.012079	-0.014562	0.103251	-0.251733	0.049271	-0.776546	7.511696	94.86455	0	-1.207883	0.240339	100
NUM456	-0.011697	-0.013549	0.103251	-0.251733	0.049138	-0.802332	7.615338	99.48453	0	-1.169731	0.23904	100
NUM457	-0.011123	-0.012838	0.103251	-0.251733	0.04883	-0.838994	7.832465	109.0348	0	-1.112317	0.236051	100
NUM458	-0.011745	-0.013549	0.103251	-0.251733	0.048564	-0.826423	7.949313	113.4483	0	-1.174498	0.233484	100

Data	Mean	Median	Maximum	Minimum	Std. Dev.	Skewness	Kurtosis	Jarque-Bera	Probability	Sum	Sum Sq. Dev.	Observations
NUM459	-0.01191	-0.014175	0.103251	-0.251733	0.048543	-0.817431	7.951207	113.2801	0	-1.191036	0.23329	100
NUM460	-0.01143	-0.013549	0.103251	-0.251733	0.048563	-0.843747	7.971768	114.8588	0	-1.142998	0.233478	100
NUM461	-0.01161	-0.013549	0.103251	-0.251733	0.048525	-0.835148	7.983946	115.1234	0	-1.161013	0.233114	100
NUM462	-0.011645	-0.013549	0.103251	-0.251733	0.048517	-0.833498	7.986846	115.1979	0	-1.164535	0.233035	100
NUM463	-0.011904	-0.013549	0.103251	-0.251733	0.048366	-0.831075	8.064171	118.3691	0	-1.190363	0.231583	100
NUM464	-0.010944	-0.013549	0.103251	-0.251733	0.049667	-0.702502	7.589517	95.99043	0	-1.094371	0.244219	100
NUM465	-0.011582	-0.014175	0.103251	-0.251733	0.049536	-0.676192	7.629485	96.92114	0	-1.158235	0.24293	100
NUM466	-0.010976	-0.013549	0.103251	-0.251733	0.049515	-0.709314	7.676125	99.49438	0	-1.097558	0.242721	100
NUM467	-0.010994	-0.013549	0.103251	-0.251733	0.049525	-0.708096	7.669344	99.20157	0	-1.099382	0.242815	100
NUM468	-0.009955	-0.012838	0.103251	-0.251733	0.049493	-0.749239	7.747408	103.2638	0	-0.995513	0.24251	100
NUM469	-0.010174	-0.013549	0.103251	-0.251733	0.049509	-0.735476	7.724403	102.0153	0	-1.017415	0.242665	100
NUM470	-0.010361	-0.013549	0.103251	-0.251733	0.049452	-0.727801	7.748419	102.7761	0	-1.036121	0.242105	100
NUM471	-0.010698	-0.013549	0.103251	-0.251733	0.049307	-0.718159	7.816297	105.2489	0	-1.069795	0.24069	100
NUM472	-0.010543	-0.013549	0.103251	-0.251733	0.049169	-0.726185	7.90483	109.028	0	-1.054265	0.239338	100
NUM473	-0.009673	-0.012838	0.103251	-0.251733	0.049249	-0.761351	7.911033	110.1536	0	-0.967273	0.240125	100
NUM474	-0.00976	-0.013549	0.103251	-0.251733	0.049259	-0.755646	7.899677	109.5451	0	-0.976014	0.240215	100
NUM475	-0.010539	-0.014175	0.103251	-0.251733	0.048734	-0.763866	8.148305	120.1626	0	-1.053913	0.235123	100
NUM476	-0.010158	-0.013549	0.103251	-0.251733	0.048638	-0.78936	8.235385	124.59	0	-1.015795	0.234202	100
NUM477	-0.009781	-0.012838	0.103251	-0.251733	0.048613	-0.812665	8.276916	127.0314	0	-0.97813	0.233962	100
NUM478	-0.010299	-0.013549	0.103251	-0.251733	0.048433	-0.796449	8.360145	130.2853	0	-1.029859	0.232228	100
NUM479	-0.009985	-0.013549	0.103251	-0.251733	0.048738	-0.78204	8.198639	122.8008	0	-0.998503	0.235168	100
NUM480	-0.010381	-0.013549	0.103251	-0.251733	0.048593	-0.76915	8.268264	125.5041	0	-1.038058	0.233764	100
NUM481	-0.010312	-0.013549	0.103251	-0.251733	0.048604	-0.772751	8.265232	125.4635	0	-1.031235	0.233869	100
NUM482	-0.010021	-0.01341	0.103251	-0.251733	0.048675	-0.785778	8.236664	124.5518	0	-1.00212	0.234553	100
NUM483	-0.010381	-0.014175	0.103251	-0.251733	0.048663	-0.765099	8.221609	123.3613	0	-1.038128	0.234437	100
NUM484	-0.010456	-0.014175	0.103251	-0.251733	0.048633	-0.762558	8.236371	123.9398	0	-1.045615	0.234154	100
NUM485	-0.010361	-0.014175	0.103251	-0.251733	0.048671	-0.765733	8.217242	123.1875	0	-1.03608	0.23452	100
NUM486	-0.009978	-0.01341	0.103251	-0.251733	0.048785	-0.780723	8.167688	121.4296	0	-0.997828	0.235613	100
NUM487	-0.009154	-0.012459	0.103251	-0.251733	0.049141	-0.792773	8.011492	115.1209	0	-0.915399	0.239071	100
NUM488	-0.008866	-0.012459	0.103251	-0.251733	0.048998	-0.812656	8.120885	120.2713	0	-0.88659	0.237677	100
NUM489	-0.008451	-0.012082	0.103251	-0.251733	0.049039	-0.834289	8.122038	120.9143	0	-0.845108	0.238079	100
NUM490	-0.008099	-0.011175	0.103251	-0.251733	0.048974	-0.857657	8.188951	124.448	0	-0.809884	0.237448	100
NUM491	-0.008348	-0.012082	0.103251	-0.251733	0.048967	-0.843032	8.176536	123.4972	0	-0.834845	0.237374	100
NUM492	-0.007482	-0.011175	0.103251	-0.251733	0.048577	-0.892442	8.472625	138.0643	0	-0.74819	0.233612	100
NUM493	-0.006706	-0.010244	0.103251	-0.251733	0.047977	-0.93576	8.901512	159.7101	0	-0.670605	0.227878	100
NUM494	-0.007096	-0.011175	0.103251	-0.251733	0.04795	-0.91431	8.891274	158.5457	0	-0.709624	0.227617	100
NUM495	-0.006732	-0.010244	0.103251	-0.251733	0.047945	-0.936332	8.922766	160.7751	0	-0.67325	0.227574	100
NUM496	-0.006	-0.009961	0.103251	-0.251733	0.047482	-0.983076	9.296841	181.3165	0	-0.599993	0.223204	100
NUM497	-0.005696	-0.009961	0.103251	-0.251733	0.047335	-1.006513	9.434537	189.3981	0	-0.569602	0.221823	100
NUM498	-0.005905	-0.009961	0.103251	-0.251733	0.047202	-1.00724	9.518364	193.9466	0	-0.590546	0.220576	100

Data	Mean	Median	Maximum	Minimum	Std. Dev.	Skewness	Kurtosis	Jarque-Bera	Probability	Sum	Sum Sq. Dev.	Observations
NUM499	-0.006569	-0.010244	0.103251	-0.251733	0.04687	-1.003736	9.712041	204.506	0	-0.65691	0.217479	100
NUM500	-0.007553	-0.010244	0.102389	-0.251733	0.045555	-1.170069	10.43344	253.0512	0	-0.755339	0.205451	100
NUM501	-0.007509	-0.010244	0.102389	-0.251733	0.045557	-1.172882	10.43647	253.3488	0	-0.750879	0.205467	100
NUM502	-0.007454	-0.010244	0.102389	-0.251733	0.045582	-1.173859	10.41994	252.3639	0	-0.745401	0.20569	100
NUM503	-0.007797	-0.010244	0.102389	-0.251733	0.045761	-1.144784	10.22947	239.6141	0	-0.779673	0.20731	100
NUM504	-0.007446	-0.009961	0.102389	-0.251733	0.045707	-1.170302	10.31275	245.6445	0	-0.74462	0.206822	100
NUM505	-0.006868	-0.009286	0.102389	-0.251733	0.045821	-1.192984	10.27457	244.2177	0	-0.686779	0.207855	100
NUM506	-0.006616	-0.008256	0.102389	-0.251733	0.045766	-1.212657	10.34977	249.5883	0	-0.661626	0.20736	100
NUM507	-0.004102	-0.007069	0.102389	-0.121074	0.038492	0.386038	3.778171	5.006887	0.081803	-0.410161	0.146685	100
NUM508	-0.003477	-0.006272	0.102389	-0.121074	0.038213	0.365876	3.839345	5.166512	0.075528	-0.347701	0.144561	100
NUM509	-0.002293	-0.005719	0.102389	-0.082783	0.03632	0.672387	3.488678	8.530109	0.014051	-0.229296	0.130592	100
NUM510	-0.002301	-0.005719	0.102389	-0.082783	0.03632	0.673067	3.489166	8.547331	0.013931	-0.230141	0.130595	100
NUM511	-0.002788	-0.005719	0.102389	-0.082783	0.035961	0.706122	3.628205	9.954468	0.006893	-0.278765	0.128027	100
NUM512	-0.002596	-0.005719	0.102389	-0.082783	0.035877	0.698413	3.644709	9.861547	0.007221	-0.259607	0.12743	100
NUM513	-0.002377	-0.005719	0.102389	-0.082783	0.035782	0.689615	3.663633	9.761179	0.007593	-0.237739	0.126752	100
NUM514	-0.00194	-0.004957	0.102389	-0.082783	0.03566	0.667109	3.674044	9.310313	0.009512	-0.193961	0.125891	100
NUM515	-0.002362	-0.004957	0.102389	-0.082783	0.035431	0.701466	3.786056	10.77543	0.004572	-0.236172	0.124281	100
NUM516	-0.002019	-0.004471	0.102389	-0.082783	0.035496	0.671886	3.733912	9.768123	0.007566	-0.201897	0.124735	100
NUM517	-0.001447	-0.004235	0.102389	-0.082783	0.035429	0.63828	3.714549	8.917444	0.011577	-0.144654	0.124263	100
NUM518	-0.00063	-0.004102	0.102389	-0.082783	0.03559	0.594073	3.615957	7.46289	0.023958	-0.063048	0.125398	100
NUM519	-0.000362	-0.004102	0.102389	-0.082783	0.035352	0.602	3.670745	7.914647	0.019114	-0.036159	0.123729	100
NUM520	0.000549	-0.003785	0.102389	-0.082783	0.035053	0.59147	3.672465	7.714828	0.021123	0.054887	0.121644	100
NUM521	0.000245	-0.003785	0.102389	-0.082783	0.035278	0.590518	3.618493	7.405755	0.024652	0.024454	0.123208	100
NUM522	0.000459	-0.003467	0.102389	-0.082783	0.03522	0.576894	3.626772	7.183626	0.027548	0.045917	0.122807	100
NUM523	0.000137	-0.003467	0.102389	-0.082783	0.034895	0.590895	3.739524	8.098012	0.01744	0.013746	0.120551	100
NUM524	-0.000439	-0.003467	0.102389	-0.082783	0.034019	0.558033	3.860427	8.274735	0.015965	-0.043933	0.114574	100
NUM525	-0.001031	-0.003467	0.102389	-0.082783	0.032799	0.426331	3.718003	5.177333	0.07512	-0.103072	0.1065	100
NUM526	-0.000682	-0.003467	0.102389	-0.082783	0.033001	0.400413	3.625325	4.301476	0.116398	-0.06821	0.107816	100
NUM527	-0.000595	-0.003467	0.102389	-0.082783	0.032936	0.39927	3.645277	4.39187	0.111254	-0.059504	0.107391	100
NUM528	0.000336	-0.003023	0.102389	-0.072619	0.031888	0.526095	3.631384	6.273954	0.043414	0.033589	0.100669	100
NUM529	0.001105	-0.003023	0.102389	-0.072619	0.032899	0.560092	3.524129	6.373013	0.041316	0.110464	0.107154	100
NUM530	0.001771	-0.002465	0.102389	-0.072619	0.033114	0.51586	3.419583	5.168733	0.075444	0.177126	0.108557	100
NUM531	0.00225	-0.001358	0.102389	-0.072619	0.033343	0.479563	3.318556	4.255837	0.119085	0.225003	0.110065	100
NUM532	0.002649	-0.000361	0.102389	-0.072619	0.033319	0.448976	3.304739	3.746595	0.153616	0.264873	0.109906	100
NUM533	0.003327	-0.000361	0.102389	-0.058186	0.032451	0.54956	3.32893	5.484408	0.064428	0.332661	0.104251	100
NUM534	0.003811	5.05E-05	0.102389	-0.058186	0.032644	0.510694	3.236304	4.579477	0.101293	0.381073	0.105496	100
NUM535	0.004159	5.05E-05	0.102389	-0.058186	0.032203	0.554555	3.288657	5.472702	0.064806	0.415917	0.102665	100
NUM536	0.004211	5.05E-05	0.102389	-0.058186	0.032121	0.565984	3.293385	5.697613	0.057913	0.421115	0.102142	100
NUM537	0.004469	5.05E-05	0.102389	-0.058186	0.031895	0.573464	3.342471	5.969709	0.050547	0.44689	0.100713	100
NUM538	0.005111	0.000401	0.102389	-0.058186	0.031427	0.591518	3.401942	6.504721	0.038683	0.511074	0.097778	100

Data	Mean	Median	Maximum	Minimum	Std. Dev.	Skewness	Kurtosis	Jarque-Bera	Probability	Sum	Sum Sq. Dev.	Observations
NUM539	0.005082	0.000401	0.102389	-0.058186	0.031419	0.594495	3.407531	6.582413	0.037209	0.508219	0.097728	100
NUM540	0.005496	0.000476	0.102389	-0.058186	0.031079	0.606797	3.477022	7.084838	0.028943	0.549565	0.095624	100
NUM541	0.005284	0.000476	0.102389	-0.058186	0.030824	0.612086	3.558417	7.543447	0.023012	0.528418	0.094065	100
NUM542	0.005043	0.000476	0.102389	-0.058186	0.030396	0.585489	3.59367	7.181799	0.027574	0.504334	0.09147	100
NUM543	0.005332	0.000476	0.102389	-0.058186	0.030165	0.590826	3.655531	7.608436	0.022277	0.533175	0.09008	100
NUM544	0.005218	0.000476	0.102389	-0.058186	0.02997	0.58051	3.683828	7.564959	0.022766	0.521776	0.088922	100
NUM545	0.005765	0.000632	0.102389	-0.058186	0.029724	0.566017	3.728973	7.553751	0.022894	0.576536	0.087471	100
NUM546	0.006711	0.001239	0.102389	-0.056453	0.029169	0.619947	3.710943	8.511573	0.014182	0.671114	0.08423	100
NUM547	0.007326	0.002338	0.102389	-0.056453	0.029418	0.575186	3.579687	6.91413	0.031522	0.732614	0.085679	100
NUM548	0.007375	0.002338	0.102389	-0.056453	0.029447	0.570244	3.563395	6.742188	0.034352	0.737478	0.085845	100
NUM549	0.007752	0.00291	0.102389	-0.056453	0.029141	0.580122	3.639323	7.312079	0.025835	0.775153	0.084073	100
NUM550	0.007464	0.00291	0.102389	-0.056453	0.028851	0.595164	3.760651	8.314463	0.015651	0.746356	0.082408	100
NUM551	0.00667	0.002305	0.102389	-0.056453	0.027909	0.564051	3.886077	8.573943	0.013746	0.667012	0.077112	100
NUM552	0.005717	0.001251	0.102389	-0.08312	0.029311	0.293115	4.124765	6.703173	0.035029	0.571684	0.085053	100
NUM553	0.005889	0.001251	0.102389	-0.08312	0.028991	0.347244	4.144571	7.46815	0.023895	0.588877	0.083208	100
NUM554	0.005469	0.001251	0.102389	-0.08312	0.028251	0.271265	4.220535	7.433525	0.024313	0.546939	0.079014	100
NUM555	0.006154	0.002305	0.102389	-0.08312	0.028503	0.237138	4.10501	6.024932	0.04917	0.615389	0.080429	100
NUM556	0.006329	0.00291	0.102389	-0.08312	0.028457	0.221482	4.124569	6.08697	0.047668	0.632942	0.080173	100
NUM557	0.006586	0.00318	0.102389	-0.08312	0.028436	0.196828	4.128869	5.955459	0.050908	0.658584	0.080051	100
NUM558	0.006993	0.004073	0.102389	-0.08312	0.028315	0.16714	4.178642	6.253921	0.043851	0.699291	0.079374	100
NUM559	0.006759	0.004073	0.102389	-0.08312	0.028588	0.152642	4.08366	5.281322	0.071314	0.675896	0.080909	100
NUM560	0.006765	0.004073	0.102389	-0.08312	0.028589	0.152054	4.08264	5.269125	0.07175	0.676473	0.080918	100
NUM561	0.006916	0.004732	0.102389	-0.08312	0.028538	0.139094	4.107886	5.43667	0.065985	0.691612	0.080625	100
NUM562	0.007322	0.004779	0.102389	-0.08312	0.028694	0.107827	4.026459	4.583858	0.101071	0.732159	0.081508	100
NUM563	0.008344	0.005252	0.105682	-0.08312	0.030329	0.335917	4.302123	8.945359	0.011417	0.834424	0.091063	100
NUM564	0.007112	0.004779	0.105682	-0.08312	0.028941	0.156301	4.077329	5.243162	0.072688	0.711183	0.08292	100
NUM565	0.0074	0.004779	0.105682	-0.08312	0.028678	0.157651	4.182416	6.239678	0.044164	0.740046	0.081423	100
NUM566	0.007315	0.004779	0.105682	-0.08312	0.028661	0.166537	4.194265	6.405032	0.04066	0.731468	0.081325	100
NUM567	0.007874	0.005252	0.105682	-0.08312	0.028318	0.154389	4.32185	7.677629	0.021519	0.787434	0.079389	100
NUM568	0.007254	0.004779	0.105682	-0.08312	0.028286	0.194179	4.351168	8.235316	0.016283	0.725447	0.079212	100
NUM569	0.007687	0.005252	0.105682	-0.08312	0.028125	0.166531	4.42354	8.905817	0.011645	0.768691	0.078313	100
NUM570	0.008071	0.006698	0.105682	-0.08312	0.028217	0.132721	4.364993	8.056943	0.017802	0.807086	0.078824	100
NUM571	0.008103	0.006698	0.105682	-0.08312	0.028202	0.13019	4.373166	8.139098	0.017085	0.81033	0.078741	100
NUM572	0.008602	0.006698	0.105682	-0.08312	0.027665	0.161109	4.555803	10.51811	0.0052	0.860156	0.075769	100
NUM573	0.007852	0.005252	0.105682	-0.08312	0.027877	0.182178	4.494661	9.861522	0.007221	0.785202	0.076938	100
NUM574	0.007872	0.005252	0.105682	-0.08312	0.027858	0.182307	4.503974	9.97867	0.00681	0.787208	0.076833	100
NUM575	0.008004	0.005252	0.105682	-0.08312	0.027773	0.175785	4.550279	10.52902	0.005172	0.800429	0.076364	100
NUM576	0.007467	0.005252	0.105682	-0.08312	0.028505	0.099301	4.38301	8.133993	0.017129	0.746747	0.080439	100
NUM577	0.007499	0.006268	0.105682	-0.08312	0.028504	0.095969	4.382729	8.119921	0.01725	0.749902	0.080437	100
NUM578	0.00734	0.006268	0.105682	-0.08312	0.028698	0.085824	4.309039	7.26269	0.026481	0.734022	0.081533	100

Data	Mean	Median	Maximum	Minimum	Std. Dev.	Skewness	Kurtosis	Jarque-Bera	Probability	Sum	Sum Sq. Dev.	Observations
NUM579	0.006027	0.004779	0.105682	-0.08312	0.029605	-0.074795	4.459593	8.969949	0.011277	0.602709	0.086767	100
NUM580	0.007005	0.006268	0.105682	-0.08312	0.030596	0.016635	4.366867	7.789298	0.020351	0.700542	0.092672	100
NUM581	0.007288	0.008236	0.105682	-0.08312	0.030667	-0.007412	4.328585	7.355657	0.025278	0.728759	0.093107	100
NUM582	0.007085	0.006268	0.105682	-0.08312	0.030675	0.011744	4.324313	7.309815	0.025864	0.708496	0.093155	100
NUM583	0.007299	0.006268	0.105682	-0.08312	0.030512	0.0038	4.402177	8.19233	0.016636	0.729867	0.092168	100
NUM584	0.007173	0.006268	0.105682	-0.08312	0.030549	0.014963	4.381897	7.960566	0.01868	0.717297	0.092389	100
NUM585	0.007076	0.004779	0.105682	-0.08312	0.030544	0.024458	4.384984	8.002394	0.018294	0.707579	0.092359	100
NUM586	0.006756	0.004274	0.105682	-0.08312	0.03054	0.0531	4.388665	8.081957	0.01758	0.675636	0.092336	100
NUM587	0.006114	0.003629	0.105682	-0.08312	0.03024	0.081085	4.517091	9.699428	0.007831	0.611353	0.09053	100
NUM588	0.005857	0.003629	0.105682	-0.08312	0.030561	0.063358	4.404147	8.282026	0.015907	0.585688	0.092461	100
NUM589	0.006259	0.003629	0.105682	-0.08312	0.03097	0.067447	4.247953	6.564923	0.037536	0.625937	0.094957	100
NUM590	0.005969	0.003629	0.105682	-0.08312	0.031161	0.08009	4.163259	5.745124	0.056554	0.596926	0.096132	100
NUM591	0.005966	0.003629	0.105682	-0.08312	0.031164	0.080162	4.162258	5.735615	0.056823	0.596646	0.096146	100
NUM592	0.005472	0.003195	0.105682	-0.08312	0.031431	0.10167	4.058963	4.844789	0.088709	0.547168	0.097804	100
NUM593	0.00577	0.003629	0.105682	-0.08312	0.03147	0.075391	4.036872	4.574331	0.101554	0.576993	0.098045	100
NUM594	0.006377	0.004274	0.105682	-0.08312	0.031493	0.035409	4.023332	4.384266	0.111678	0.637685	0.098192	100
NUM595	0.006178	0.003629	0.105682	-0.08312	0.031529	0.05309	4.006969	4.271916	0.118131	0.617754	0.098413	100
NUM596	0.006122	0.003629	0.105682	-0.08312	0.031544	0.057941	3.999795	4.220911	0.121183	0.612171	0.098508	100
NUM597	0.006768	0.004274	0.105682	-0.08312	0.031801	0.026604	3.907118	3.440394	0.179031	0.676771	0.100122	100
NUM598	0.006546	0.003629	0.105682	-0.08312	0.031831	0.046244	3.894103	3.366558	0.185764	0.654644	0.100309	100
NUM599	0.007018	0.004274	0.105682	-0.08312	0.031842	0.00983	3.88799	3.287139	0.193289	0.701788	0.100375	100
NUM600	0.006998	0.003629	0.105682	-0.08312	0.031844	0.011671	3.887054	3.280875	0.193895	0.699822	0.100388	100
NUM601	0.007252	0.004274	0.105682	-0.08312	0.03186	-0.010998	3.879426	3.224477	0.199441	0.725234	0.100491	100
NUM602	0.007344	0.004274	0.105682	-0.08312	0.031898	-0.01814	3.862165	3.102685	0.211963	0.734435	0.100729	100
NUM603	0.007658	0.004274	0.105682	-0.08312	0.031495	0.002673	3.966144	3.889428	0.143028	0.765845	0.098204	100
NUM604	0.007986	0.006225	0.105682	-0.08312	0.031616	-0.021473	3.912676	3.478426	0.175659	0.798562	0.098955	100
NUM605	0.008146	0.006225	0.105682	-0.08312	0.031773	-0.021657	3.856187	3.062216	0.216296	0.814622	0.09994	100
NUM606	0.008233	0.006225	0.105682	-0.08312	0.031751	-0.029393	3.866806	3.145037	0.207522	0.823308	0.099804	100
NUM607	0.008443	0.008236	0.105682	-0.08312	0.031763	-0.048463	3.861899	3.134437	0.208625	0.844288	0.099883	100
NUM608	0.00825	0.006225	0.105682	-0.08312	0.03181	-0.031633	3.839458	2.952884	0.228449	0.825042	0.100173	100
NUM609	0.008847	0.008236	0.105682	-0.08312	0.03216	-0.050804	3.730096	2.264018	0.322385	0.884708	0.102394	100
NUM610	0.008653	0.008236	0.105682	-0.08312	0.032298	-0.041733	3.675728	1.931563	0.380686	0.865331	0.103275	100
NUM611	0.008867	0.008798	0.105682	-0.08312	0.032308	-0.060827	3.672818	1.947846	0.377599	0.886663	0.103337	100
NUM612	0.008992	0.008798	0.105682	-0.08312	0.032263	-0.071231	3.69332	2.08745	0.35214	0.89924	0.103051	100
NUM613	0.008716	0.008798	0.105682	-0.08312	0.03252	-0.067326	3.608131	1.616475	0.445643	0.871585	0.104696	100
NUM614	0.00904	0.008798	0.105682	-0.08312	0.032692	-0.085153	3.546607	1.365766	0.505159	0.903988	0.105811	100
NUM615	0.009063	0.008798	0.105682	-0.08312	0.032684	-0.087074	3.550481	1.388987	0.499327	0.906318	0.105755	100
NUM616	0.008616	0.008236	0.105682	-0.08312	0.032816	-0.055094	3.498595	1.086409	0.580884	0.861632	0.106613	100
NUM617	0.007853	0.006225	0.105682	-0.08312	0.033367	-0.049882	3.38826	0.669577	0.71549	0.78531	0.11022	100
NUM618	0.007709	0.006225	0.105682	-0.08312	0.033228	-0.049619	3.428175	0.804925	0.668672	0.770875	0.109305	100

Data	Mean	Median	Maximum	Minimum	Std. Dev.	Skewness	Kurtosis	Jarque-Bera	Probability	Sum	Sum Sq. Dev.	Observations
NUM619	0.007758	0.006225	0.105682	-0.08312	0.033193	-0.052002	3.440784	0.854612	0.652264	0.775785	0.109075	100
NUM620	0.007782	0.006225	0.105682	-0.08312	0.033213	-0.05256	3.434362	0.832167	0.659625	0.778158	0.109206	100
NUM621	0.008132	0.006225	0.105682	-0.08312	0.032881	-0.054763	3.529353	1.217543	0.544019	0.813167	0.107038	100
NUM622	0.008078	0.006225	0.105682	-0.08312	0.032896	-0.050149	3.522737	1.180474	0.554196	0.807787	0.107135	100
NUM623	0.007542	0.004704	0.105682	-0.08312	0.033148	-0.021908	3.441223	0.819158	0.66393	0.754191	0.10878	100
NUM624	0.007328	0.004272	0.105682	-0.08312	0.033117	-0.003544	3.453155	0.855832	0.651866	0.732787	0.108579	100
NUM625	0.006754	0.003842	0.105682	-0.08312	0.033078	0.035316	3.467046	0.929669	0.628239	0.675424	0.108322	100
NUM626	0.006316	0.003629	0.105682	-0.08312	0.032984	0.067999	3.503906	1.13507	0.566921	0.63162	0.107707	100
NUM627	0.00627	0.003629	0.105682	-0.08312	0.033026	0.0686	3.490619	1.081376	0.582347	0.626953	0.107981	100
NUM628	0.006469	0.003629	0.105682	-0.08312	0.033111	0.053738	3.456213	0.915337	0.632757	0.64693	0.108537	100
NUM629	0.005631	0.003161	0.105682	-0.08312	0.032246	0.009305	3.542601	1.228177	0.541134	0.563108	0.102942	100
NUM630	0.005198	0.002866	0.105682	-0.08312	0.031998	0.03099	3.630301	1.671337	0.433585	0.519789	0.101363	100
NUM631	0.005085	0.002866	0.105682	-0.08312	0.031888	0.03177	3.66755	1.873587	0.391882	0.508535	0.100667	100
NUM632	0.004754	0.002417	0.105682	-0.08312	0.031899	0.060164	3.664578	1.900597	0.386626	0.475397	0.10074	100
NUM633	0.004859	0.002866	0.105682	-0.08312	0.031885	0.050564	3.670466	1.915629	0.383731	0.485929	0.100648	100
NUM634	0.004563	0.002866	0.105682	-0.08312	0.031686	0.065137	3.748736	2.40657	0.300206	0.456345	0.099398	100
NUM635	0.00464	0.002866	0.105682	-0.08312	0.031637	0.061079	3.768841	2.52516	0.282923	0.464049	0.09909	100
NUM636	0.005325	0.003161	0.105682	-0.08312	0.031325	0.036519	3.86019	3.105259	0.211691	0.532535	0.097147	100
NUM637	0.005629	0.003629	0.105682	-0.08312	0.031318	0.009598	3.862752	3.102956	0.211935	0.56295	0.0971	100
NUM638	0.005427	0.003161	0.105682	-0.08312	0.031329	0.028348	3.85809	3.081385	0.214233	0.54268	0.097167	100
NUM639	0.005273	0.002866	0.105682	-0.08312	0.031331	0.042804	3.857516	3.09443	0.21284	0.527335	0.097183	100
NUM640	0.00516	0.002866	0.105682	-0.08312	0.031369	0.052237	3.840221	2.987022	0.224583	0.51596	0.09742	100
NUM641	0.004694	0.002417	0.105682	-0.08312	0.031317	0.088502	3.866321	3.257677	0.196157	0.469396	0.097095	100
NUM642	0.004334	0.002417	0.105682	-0.08312	0.031032	0.100338	3.979271	4.163509	0.124711	0.433382	0.095333	100
NUM643	0.004426	0.002866	0.105682	-0.08312	0.031019	0.091744	3.984608	4.179672	0.123707	0.442591	0.095254	100
NUM644	0.003859	0.002417	0.105682	-0.08312	0.030687	0.115915	4.115345	5.407246	0.066962	0.385897	0.093225	100
NUM645	0.00364	0.001699	0.105682	-0.08312	0.030651	0.136361	4.137404	5.700266	0.057837	0.364039	0.093008	100
NUM646	0.003343	0.001699	0.105682	-0.08312	0.030474	0.155632	4.226442	6.671026	0.035596	0.334253	0.091936	100
NUM647	0.002834	0.001094	0.105682	-0.08312	0.030117	0.175475	4.383879	8.492856	0.014315	0.283355	0.089796	100
NUM648	0.002439	-0.000287	0.105682	-0.08312	0.030058	0.209572	4.425104	9.194182	0.010081	0.243856	0.089444	100
NUM649	0.002284	-0.001601	0.105682	-0.08312	0.030095	0.223021	4.408175	9.091299	0.010613	0.228388	0.089667	100
NUM650	0.002123	-0.001601	0.105682	-0.08312	0.030031	0.237756	4.449	9.690466	0.007866	0.21225	0.089285	100
NUM651	0.001995	-0.002046	0.105682	-0.08312	0.030064	0.248727	4.434179	9.601377	0.008224	0.199486	0.089481	100
NUM652	0.002831	-0.001601	0.105682	-0.078902	0.028809	0.456875	4.422727	11.91288	0.002589	0.283141	0.082168	100
NUM653	0.003528	-0.000404	0.105682	-0.078902	0.028623	0.43382	4.454108	11.94679	0.002546	0.352806	0.081108	100
NUM654	0.003215	-0.000404	0.105682	-0.078902	0.028449	0.461642	4.568951	13.80858	0.001003	0.32149	0.080126	100
NUM655	0.002769	-0.000404	0.105682	-0.078902	0.028049	0.481405	4.782965	17.1082	0.000193	0.276861	0.077888	100
NUM656	0.002777	-0.000404	0.105682	-0.078902	0.028051	0.480451	4.781287	17.06799	0.000197	0.277702	0.077897	100
NUM657	0.002421	-0.001601	0.105682	-0.078902	0.028095	0.510545	4.778934	17.53014	0.000156	0.242141	0.078144	100
NUM658	0.002204	-0.002046	0.105682	-0.078902	0.028051	0.534198	4.824197	18.62153	0.00009	0.220432	0.077899	100

Data	Mean	Median	Maximum	Minimum	Std. Dev.	Skewness	Kurtosis	Jarque-Bera	Probability	Sum	Sum Sq. Dev.	Observations
NUM659	0.002381	-0.002046	0.105682	-0.078902	0.027852	0.551148	4.910446	20.27025	0.00004	0.238136	0.076799	100
NUM660	0.002474	-0.002046	0.105682	-0.078902	0.027909	0.541683	4.866447	19.40543	0.000061	0.247368	0.077114	100
NUM661	0.002408	-0.002046	0.105682	-0.078902	0.027912	0.548597	4.869969	19.58592	0.000056	0.2408	0.077127	100
NUM662	0.001709	-0.00236	0.105682	-0.078902	0.027879	0.586054	4.942583	21.44778	0.000022	0.170916	0.076947	100
NUM663	0.00019	-0.00267	0.085614	-0.078902	0.026247	0.18415	3.914863	4.052582	0.131824	0.019016	0.068203	100
NUM664	0.000365	-0.00267	0.085614	-0.078902	0.026164	0.170971	3.955967	4.294988	0.116776	0.036549	0.06777	100
NUM665	0.00056	-0.00236	0.085614	-0.078902	0.026202	0.149734	3.92943	3.973008	0.137174	0.056021	0.067966	100
NUM666	0.000519	-0.00236	0.085614	-0.078902	0.026192	0.154369	3.936172	4.048907	0.132066	0.051903	0.067915	100
NUM667	-7.41E-07	-0.00267	0.085614	-0.078902	0.026351	0.18574	3.881186	3.810356	0.148796	-7.41E-05	0.068743	100
NUM668	0.000622	-0.00236	0.085614	-0.078902	0.026561	0.15182	3.791484	2.99435	0.223761	0.06219	0.069842	100
NUM669	0.000258	-0.00267	0.085614	-0.078902	0.02656	0.186614	3.801258	3.255476	0.196373	0.02581	0.069837	100
NUM670	-9.52E-05	-0.00267	0.085614	-0.078902	0.026344	0.210843	3.910963	4.198636	0.12254	-0.009523	0.068707	100
NUM671	-0.000106	-0.00267	0.085614	-0.078902	0.026346	0.212039	3.910431	4.203029	0.122271	-0.01062	0.068715	100
NUM672	-0.000425	-0.002869	0.085614	-0.078902	0.026494	0.232338	3.846947	3.888512	0.143094	-0.042481	0.069494	100
NUM673	0.000348	-0.00267	0.085614	-0.078902	0.026543	0.206475	3.808873	3.436679	0.179364	0.034848	0.06975	100
NUM674	0.000578	-0.00236	0.085614	-0.078902	0.026489	0.184669	3.831489	3.4491	0.178253	0.057822	0.069464	100
NUM675	0.000766	-0.002046	0.085614	-0.078902	0.026528	0.164367	3.804771	3.148841	0.207128	0.076601	0.069671	100
NUM676	0.001678	-0.001845	0.085614	-0.078902	0.026084	0.199314	3.816068	3.436962	0.179338	0.167799	0.067358	100
NUM677	0.00155	-0.002046	0.085614	-0.078902	0.02608	0.2139	3.822488	3.581243	0.166856	0.154993	0.067337	100
NUM678	0.001963	-0.001845	0.085614	-0.078902	0.025821	0.201063	3.922792	4.221878	0.121124	0.196313	0.066005	100
NUM679	0.002582	-0.001845	0.085614	-0.053556	0.024575	0.514328	3.532502	5.590378	0.061103	0.258196	0.059787	100
NUM680	0.001995	-0.001845	0.057188	-0.053556	0.023236	0.233052	2.787944	1.092583	0.579093	0.199545	0.053453	100
NUM681	0.001767	-0.001845	0.057188	-0.053556	0.02308	0.251457	2.854446	1.142117	0.564927	0.176748	0.052738	100
NUM682	0.001638	-0.001845	0.057188	-0.053556	0.02315	0.260747	2.830475	1.252898	0.534486	0.163837	0.053055	100
NUM683	0.001653	-0.001845	0.057188	-0.053556	0.023146	0.259078	2.831701	1.236711	0.53883	0.165328	0.053037	100
NUM684	0.001303	-0.001845	0.057188	-0.053556	0.023551	0.223009	2.78302	1.025051	0.598981	0.130349	0.054913	100
NUM685	0.001378	-0.001845	0.057188	-0.053556	0.023572	0.213613	2.77112	0.978781	0.613	0.13785	0.055006	100
NUM686	0.001725	-0.001715	0.057188	-0.053556	0.023676	0.178797	2.722098	0.854595	0.65227	0.172483	0.055496	100
NUM687	0.001998	-0.001472	0.057188	-0.053556	0.023678	0.147891	2.713921	0.705532	0.702742	0.199784	0.055503	100
NUM688	0.002587	-0.000404	0.057188	-0.053556	0.023239	0.162623	2.742024	0.718072	0.698349	0.258747	0.053465	100
NUM689	0.001997	-0.001472	0.056997	-0.053556	0.022578	0.112491	2.736078	0.501133	0.77836	0.199743	0.050469	100
NUM690	0.002075	-0.001472	0.056997	-0.053556	0.022485	0.118476	2.755709	0.482601	0.785606	0.207478	0.050054	100
NUM691	0.002223	-0.001472	0.056997	-0.053556	0.02239	0.108828	2.79096	0.379468	0.827179	0.222322	0.049631	100
NUM692	0.002678	-0.000404	0.056997	-0.053556	0.02207	0.103667	2.855665	0.265917	0.875501	0.267826	0.048223	100
NUM693	0.002338	-0.001472	0.056997	-0.053556	0.021991	0.139708	2.895002	0.371244	0.830588	0.233812	0.047879	100
NUM694	0.002046	-0.001472	0.056997	-0.053556	0.02171	0.142349	2.983343	0.338877	0.844139	0.204638	0.046662	100
NUM695	0.001999	-0.001472	0.056997	-0.053556	0.021741	0.145706	2.970281	0.357515	0.836309	0.199857	0.046793	100
NUM696	0.001988	-0.001472	0.056997	-0.053556	0.021744	0.146896	2.96862	0.363741	0.833709	0.198814	0.046809	100
NUM697	0.001593	-0.001472	0.056997	-0.053556	0.021193	0.088462	2.997557	0.130451	0.936856	0.159334	0.044464	100
NUM698	0.001497	-0.001472	0.056997	-0.053556	0.021262	0.094128	2.967646	0.152029	0.926803	0.149659	0.044754	100

Data	Mean	Median	Maximum	Minimum	Std. Dev.	Skewness	Kurtosis	Jarque-Bera	Probability	Sum	Sum Sq. Dev.	Observations
NUM699	0.000857	-0.001708	0.056997	-0.053556	0.021326	0.114015	2.972039	0.219916	0.895872	0.085663	0.045024	100
NUM700	0.000993	-0.001708	0.056997	-0.053556	0.021382	0.097875	2.941076	0.174124	0.91662	0.099263	0.045262	100
NUM701	0.000771	-0.001708	0.056997	-0.053556	0.021278	0.12113	2.993885	0.244699	0.884839	0.077113	0.044823	100
NUM702	0.000852	-0.001708	0.056997	-0.053556	0.021385	0.127878	2.967978	0.276817	0.870743	0.085158	0.045275	100
NUM703	0.001175	-0.001472	0.056997	-0.053556	0.021357	0.091814	2.973766	0.143364	0.930827	0.117496	0.045156	100
NUM704	0.000737	-0.001708	0.056997	-0.053556	0.02109	0.112712	3.061443	0.227465	0.892497	0.073697	0.044035	100
NUM705	0.000506	-0.001708	0.056997	-0.053556	0.020704	0.055052	3.064401	0.067793	0.966671	0.050571	0.042436	100
NUM706	0.000713	-0.001708	0.056997	-0.053556	0.020849	0.041107	2.998463	0.028173	0.986012	0.071254	0.043031	100
NUM707	0.000641	-0.001708	0.056997	-0.053556	0.020791	0.045189	3.024888	0.036614	0.981859	0.064091	0.042796	100
NUM708	0.000731	-0.001472	0.056997	-0.053556	0.020769	0.03327	3.036513	0.024004	0.98807	0.073058	0.042706	100
NUM709	0.000429	-0.001472	0.042291	-0.053556	0.020154	-0.117326	2.825263	0.356643	0.836673	0.042884	0.040212	100
NUM710	0.000664	-0.000819	0.042291	-0.053556	0.020007	-0.137617	2.89357	0.362838	0.834086	0.066371	0.039626	100
NUM711	0.000451	-0.000874	0.042291	-0.053556	0.019902	-0.118188	2.938061	0.24879	0.883031	0.04509	0.039214	100
NUM712	0.000254	-0.001472	0.042291	-0.053556	0.019966	-0.09287	2.901261	0.184371	0.911936	0.025388	0.039464	100
NUM713	0.000788	-0.000874	0.042291	-0.053556	0.019734	-0.113078	2.954865	0.2216	0.895118	0.078844	0.038555	100
NUM714	0.000197	-0.001472	0.040285	-0.053556	0.019361	-0.135283	2.958834	0.312086	0.855522	0.019666	0.03711	100
NUM715	0.00015	-0.001472	0.040285	-0.053556	0.019372	-0.128165	2.951147	0.283717	0.867744	0.014968	0.037151	100
NUM716	0.000444	-0.000874	0.040285	-0.053556	0.019238	-0.158741	3.02075	0.421774	0.809866	0.044423	0.03664	100
NUM717	0.000914	-0.000874	0.040285	-0.046219	0.018464	-0.002876	2.810091	0.150411	0.927553	0.091389	0.033751	100
NUM718	0.000471	-0.001472	0.040285	-0.046219	0.018234	0.014982	2.86582	0.078758	0.961386	0.047093	0.032915	100
NUM719	0.000445	-0.001472	0.040285	-0.046219	0.018255	0.016298	2.855823	0.09104	0.955501	0.044538	0.032991	100
NUM720	2.79E-06	-0.001708	0.040285	-0.046219	0.017904	0.007694	2.915274	0.030897	0.98467	0.000279	0.031736	100
NUM721	-0.000109	-0.001708	0.040285	-0.046219	0.017973	0.018512	2.878336	0.067387	0.966868	-0.010856	0.031981	100
NUM722	-0.000189	-0.001708	0.040285	-0.046219	0.018007	0.029256	2.858799	0.097339	0.952496	-0.018905	0.032102	100
NUM723	0.000388	-0.001472	0.040285	-0.046219	0.017827	0.027333	2.860803	0.093184	0.954477	0.03884	0.031461	100
NUM724	0.000245	-0.001708	0.040285	-0.046219	0.017876	0.047131	2.833538	0.152479	0.926594	0.024461	0.031636	100
NUM725	0.000347	-0.001708	0.040285	-0.046219	0.017792	0.042674	2.872076	0.098538	0.951925	0.034653	0.031338	100
NUM726	0.000364	-0.001708	0.040285	-0.046219	0.017784	0.040408	2.87649	0.090774	0.955627	0.036359	0.031311	100
NUM727	0.000907	-0.001472	0.040285	-0.046219	0.017821	0.020768	2.868504	0.079235	0.961157	0.090698	0.03144	100
NUM728	0.000586	-0.001686	0.040285	-0.046219	0.017573	0.029193	2.953781	0.023105	0.988514	0.058639	0.030574	100
NUM729	0.000189	-0.001686	0.040285	-0.046219	0.018085	-0.04152	2.946893	0.040484	0.979962	0.018906	0.032381	100
NUM730	1.85E-05	-0.001794	0.040285	-0.046219	0.018149	-0.018802	2.909861	0.039746	0.980323	0.001847	0.032608	100
NUM731	-0.000349	-0.001824	0.040285	-0.046219	0.017897	-0.008017	2.988984	0.001577	0.999212	-0.034883	0.031709	100
NUM732	-0.00035	-0.001824	0.040285	-0.046219	0.017897	-0.007953	2.988695	0.001587	0.999207	-0.034956	0.031711	100
NUM733	-0.000268	-0.001824	0.040285	-0.046219	0.017944	-0.016955	2.961928	0.010831	0.994599	-0.026787	0.031876	100
NUM734	-0.000173	-0.001824	0.040285	-0.046219	0.018029	-0.019489	2.922991	0.03104	0.9846	-0.017296	0.03218	100
NUM735	-0.000157	-0.001824	0.040285	-0.046219	0.018019	-0.021324	2.928623	0.028807	0.9857	-0.015651	0.032145	100
NUM736	-0.000129	-0.001824	0.040285	-0.046219	0.01806	-0.015797	2.922166	0.029401	0.985407	-0.012931	0.032289	100
NUM737	-0.00019	-0.001824	0.040285	-0.046219	0.018002	-0.015054	2.947736	0.015158	0.992449	-0.019005	0.032082	100
NUM738	-0.000371	-0.001824	0.040285	-0.046219	0.018153	-0.008139	2.881355	0.059757	0.970564	-0.037075	0.032625	100

Data	Mean	Median	Maximum	Minimum	Std. Dev.	Skewness	Kurtosis	Jarque-Bera	Probability	Sum	Sum Sq. Dev.	Observations
NUM739	-0.000427	-0.001824	0.040285	-0.046219	0.01817	0.000318	2.871308	0.069009	0.966084	-0.042683	0.032684	100
NUM740	-0.000243	-0.001794	0.040285	-0.046219	0.018156	-0.027375	2.879778	0.072712	0.964297	-0.024343	0.032634	100
NUM741	4.82E-05	-0.001686	0.040285	-0.046219	0.018153	-0.065306	2.884333	0.126826	0.938556	0.004815	0.032623	100
NUM742	-0.000141	-0.001794	0.040285	-0.046219	0.018136	-0.037089	2.891591	0.071896	0.964691	-0.014126	0.032564	100
NUM743	-0.00027	-0.001824	0.040285	-0.046219	0.018147	-0.016643	2.884167	0.060522	0.970192	-0.027042	0.032603	100
NUM744	-0.00017	-0.001794	0.040285	-0.046219	0.018141	-0.032886	2.888372	0.069944	0.965632	-0.016988	0.032582	100
NUM745	-7.06E-05	-0.001686	0.040285	-0.046219	0.018157	-0.04845	2.879597	0.099527	0.951454	-0.007057	0.032639	100
NUM746	-0.000103	-0.001686	0.040285	-0.046219	0.018148	-0.043501	2.884954	0.086688	0.957582	-0.010345	0.032606	100
NUM747	-1.51E-05	-0.001686	0.040285	-0.046219	0.018163	-0.057307	2.876479	0.118307	0.942562	-0.001514	0.032661	100
NUM748	0.00018	-0.001002	0.040285	-0.046219	0.018131	-0.086127	2.897788	0.167163	0.919816	0.018037	0.032545	100
NUM749	0.000405	-0.000349	0.040285	-0.046219	0.018111	-0.118731	2.914285	0.265565	0.875656	0.040523	0.032471	100
NUM750	0.000415	-0.000349	0.040285	-0.046219	0.018114	-0.120052	2.912588	0.272045	0.872823	0.041459	0.032483	100
NUM751	0.00058	-0.000233	0.040285	-0.046219	0.018075	-0.144969	2.940418	0.365058	0.83316	0.057968	0.032343	100
NUM752	0.000596	-0.000233	0.040285	-0.046219	0.018075	-0.147653	2.940499	0.378106	0.827743	0.059591	0.032345	100
NUM753	0.000311	-0.000233	0.040285	-0.046219	0.017824	-0.153228	3.019016	0.392819	0.821676	0.031065	0.03145	100
NUM754	0.000251	-0.000349	0.040285	-0.046219	0.017823	-0.143206	3.017292	0.343045	0.842382	0.025078	0.031449	100
NUM755	0.000467	-0.000349	0.040285	-0.046219	0.01802	-0.140476	2.94542	0.341303	0.843115	0.046675	0.032148	100
NUM756	0.000435	-0.000349	0.040285	-0.046219	0.018009	-0.136198	2.951623	0.318915	0.852606	0.043535	0.032107	100
NUM757	0.000609	-0.000349	0.040285	-0.046219	0.017906	-0.155562	3.012133	0.403937	0.817121	0.060935	0.031743	100
NUM758	0.000331	-0.000349	0.040285	-0.046219	0.018175	-0.154484	2.916738	0.426642	0.807897	0.033103	0.032704	100
NUM759	0.000519	-0.000349	0.040285	-0.046219	0.018061	-0.174524	2.982071	0.508982	0.775311	0.051901	0.032292	100
NUM760	0.000417	-0.000349	0.040285	-0.046219	0.017954	-0.179347	3.021647	0.538043	0.764127	0.041697	0.031914	100
NUM761	0.000451	-0.000233	0.040285	-0.046219	0.017953	-0.185115	3.02376	0.573476	0.750708	0.045125	0.03191	100
NUM762	0.001049	-7.91E-06	0.040285	-0.046219	0.017871	-0.192012	3.052829	0.626106	0.731211	0.10494	0.031618	100
NUM763	0.001648	0.000876	0.040285	-0.04282	0.017264	-0.105231	2.942478	0.198347	0.905585	0.164752	0.029505	100
NUM764	0.001692	0.001349	0.040285	-0.04282	0.017256	-0.112844	2.948435	0.223308	0.894353	0.169172	0.029481	100
NUM765	0.001531	0.000628	0.040285	-0.04282	0.017204	-0.090735	2.976844	0.139449	0.932651	0.153124	0.029301	100
NUM766	0.001631	0.000628	0.040285	-0.04282	0.017251	-0.103039	2.950172	0.187296	0.910603	0.163068	0.029461	100
NUM767	0.001986	0.001349	0.040285	-0.04282	0.016878	-0.0804	3.028104	0.111028	0.945999	0.198582	0.0282	100
NUM768	0.001831	0.001349	0.040285	-0.04282	0.016591	-0.154865	2.983382	0.40087	0.818375	0.18309	0.027252	100
NUM769	0.001987	0.001349	0.040285	-0.04282	0.016479	-0.169885	3.051503	0.492067	0.781896	0.198695	0.026884	100
NUM770	0.001825	0.001349	0.040285	-0.04282	0.016594	-0.154051	2.981922	0.396889	0.820005	0.182504	0.02726	100
NUM771	0.002048	0.001709	0.040285	-0.04282	0.016662	-0.182608	2.951406	0.565602	0.75367	0.204837	0.027484	100
NUM772	0.002351	0.001836	0.040285	-0.04282	0.016375	-0.182736	3.052764	0.568142	0.752713	0.235103	0.026547	100
NUM773	0.002084	0.001836	0.034138	-0.04282	0.015963	-0.279509	3.037312	1.307892	0.51999	0.208377	0.025226	100
NUM774	0.002042	0.001709	0.034138	-0.04282	0.015959	-0.272024	3.037562	1.239165	0.538169	0.204237	0.025213	100
NUM775	0.002052	0.001709	0.034138	-0.04282	0.015967	-0.271987	3.033329	1.237576	0.538597	0.205214	0.02524	100
NUM776	0.001693	0.001586	0.032879	-0.04282	0.015639	-0.30797	3.083799	1.610016	0.447084	0.169255	0.024213	100
NUM777	0.001417	0.001586	0.032879	-0.04282	0.015979	-0.32744	2.995536	1.787029	0.409215	0.141709	0.025276	100
NUM778	0.001536	0.001586	0.032879	-0.04282	0.016059	-0.333595	2.957512	1.862283	0.394104	0.153573	0.025531	100

Data	Mean	Median	Maximum	Minimum	Std. Dev.	Skewness	Kurtosis	Jarque-Bera	Probability	Sum	Sum Sq. Dev.	Observations
NUM779	0.001664	0.001586	0.032879	-0.04282	0.01596	-0.3485	3.023666	2.026536	0.363031	0.166359	0.025219	100
NUM780	0.001484	0.001586	0.032879	-0.04282	0.015773	-0.367616	3.085463	2.282789	0.319373	0.148393	0.024629	100
NUM781	0.001338	0.001338	0.032879	-0.04282	0.015797	-0.340815	3.055078	1.948558	0.377464	0.13376	0.024704	100
NUM782	0.001569	0.001586	0.032879	-0.04282	0.015694	-0.37541	3.137726	2.427907	0.297021	0.156884	0.024384	100
NUM783	0.001609	0.001586	0.032879	-0.04282	0.015685	-0.383375	3.148372	2.541337	0.280644	0.160908	0.024357	100
NUM784	0.001891	0.001586	0.032879	-0.042219	0.015122	-0.239152	2.913386	0.984485	0.611254	0.189075	0.02264	100
NUM785	0.001759	0.001338	0.032879	-0.042219	0.015097	-0.216589	2.923474	0.806245	0.66823	0.175854	0.022564	100
NUM786	0.001645	0.001338	0.032879	-0.042219	0.014955	-0.236411	2.964225	0.936836	0.625992	0.164463	0.022141	100
NUM787	0.001355	0.000697	0.032879	-0.042219	0.014961	-0.196211	2.944029	0.654699	0.720832	0.135537	0.02216	100
NUM788	0.001127	0.000224	0.032879	-0.042219	0.014933	-0.160928	2.950884	0.441684	0.801843	0.11271	0.022076	100
NUM789	0.000666	0.000224	0.032879	-0.047892	0.015715	-0.357692	3.324401	2.570882	0.276529	0.066634	0.024449	100
NUM790	0.000862	0.000224	0.032879	-0.047892	0.015565	-0.379036	3.435154	3.183473	0.203572	0.086197	0.023983	100
NUM791	0.000529	0.000224	0.032879	-0.047892	0.016032	-0.427621	3.362709	3.59582	0.165645	0.052943	0.025446	100
NUM792	0.000928	0.000224	0.049563	-0.047892	0.016742	-0.193903	3.592387	2.088818	0.3519	0.092778	0.02775	100
NUM793	0.000983	0.000224	0.049563	-0.047892	0.016717	-0.202531	3.615435	2.261818	0.32274	0.098275	0.027666	100
NUM794	0.001094	0.000224	0.049563	-0.047892	0.016803	-0.206526	3.56148	2.024461	0.363407	0.109362	0.027953	100
NUM795	0.001172	0.000224	0.049563	-0.047892	0.01675	-0.21598	3.604334	2.299201	0.316763	0.117204	0.027777	100
NUM796	0.000985	0.000224	0.049563	-0.047892	0.016937	-0.211845	3.494889	1.768451	0.413034	0.098482	0.0284	100
NUM797	0.000909	0.000224	0.049563	-0.047892	0.016905	-0.202036	3.515816	1.788914	0.40883	0.090877	0.028293	100
NUM798	0.00059	0.000224	0.049563	-0.050159	0.017559	-0.362068	3.70818	4.27455	0.117976	0.059025	0.030522	100
NUM799	0.000704	0.000224	0.049563	-0.050159	0.017375	-0.341507	3.761683	4.361127	0.112978	0.070413	0.029887	100
NUM800	0.00015	-7.91E-06	0.049563	-0.050159	0.017748	-0.346883	3.654824	3.792108	0.15016	0.014966	0.031184	100
NUM801	-0.000312	-7.91E-06	0.049563	-0.050159	0.018351	-0.404718	3.579114	4.127333	0.126987	-0.03125	0.033339	100
NUM802	-0.001194	-0.000287	0.049563	-0.055297	0.018852	-0.539493	3.739437	7.129068	0.02831	-0.119425	0.035183	100
NUM803	-0.000308	-0.000287	0.104019	-0.055297	0.021532	0.693481	7.884691	107.4328	0	-0.030762	0.0459	100
NUM804	-5.49E-06	-7.91E-06	0.104019	-0.055297	0.021633	0.65345	7.712495	99.64831	0	-0.000549	0.046331	100
NUM805	8.43E-05	-7.91E-06	0.104019	-0.055297	0.02175	0.65168	7.573782	94.24262	0	0.008427	0.046835	100
NUM806	-0.000533	-0.000287	0.104019	-0.055297	0.021901	0.660965	7.497723	91.57086	0	-0.053278	0.047486	100
NUM807	-0.000688	-0.000611	0.104019	-0.055297	0.021855	0.683861	7.578314	95.13178	0	-0.068823	0.047287	100
NUM808	-0.000515	-0.000611	0.104019	-0.055297	0.02193	0.658847	7.45879	90.07136	0	-0.051543	0.047612	100
NUM809	-0.000849	-0.00097	0.104019	-0.055297	0.021763	0.699979	7.706786	100.4738	0	-0.084873	0.046889	100
NUM810	-0.001259	-0.001187	0.104019	-0.055297	0.022134	0.659596	7.36264	86.55374	0	-0.125941	0.048503	100
NUM811	-0.001199	-0.001187	0.104019	-0.055297	0.022145	0.650656	7.341208	85.58126	0	-0.119851	0.04855	100
NUM812	-0.000963	-0.00097	0.104019	-0.055297	0.022113	0.624968	7.354581	85.51965	0	-0.096295	0.04841	100
NUM813	-0.001129	-0.00097	0.104019	-0.055297	0.022026	0.64798	7.484872	90.80661	0	-0.112945	0.048028	100
NUM814	-0.000923	-0.000262	0.104019	-0.055297	0.021973	0.628093	7.529536	92.06124	0	-0.092254	0.0478	100
NUM815	-0.000742	0.000697	0.104019	-0.055297	0.022001	0.60304	7.473011	89.42691	0	-0.074226	0.047919	100
NUM816	-0.000871	-0.000262	0.104019	-0.055297	0.021996	0.620486	7.493126	90.53413	0	-0.087077	0.0479	100
NUM817	-0.000611	0.000697	0.104019	-0.055297	0.022082	0.585875	7.356844	84.81287	0	-0.061084	0.048272	100
NUM818	-0.000376	0.001338	0.104019	-0.055297	0.022084	0.556681	7.329401	83.26371	0	-0.037599	0.048282	100

Data	Mean	Median	Maximum	Minimum	Std. Dev.	Skewness	Kurtosis	Jarque-Bera	Probability	Sum	Sum Sq. Dev.	Observations
NUM819	-0.000121	0.001586	0.104019	-0.055297	0.022052	0.52865	7.344493	83.30209	0	-0.012108	0.048143	100
NUM820	0.000169	0.001709	0.104019	-0.055297	0.022142	0.492324	7.207855	77.8149	0	0.016921	0.048536	100
NUM821	0.000222	0.001709	0.104019	-0.055297	0.022108	0.490467	7.244921	79.08993	0	0.022153	0.048387	100
NUM822	0.000341	0.001709	0.104019	-0.055297	0.022075	0.477961	7.276647	80.01455	0	0.034082	0.048244	100
NUM823	1.75E-05	0.001586	0.104019	-0.055297	0.02197	0.516686	7.433734	86.35774	0	0.001755	0.047786	100
NUM824	0.000183	0.001709	0.104019	-0.055297	0.021934	0.498651	7.466519	87.26836	0	0.018311	0.047628	100
NUM825	0.00035	0.001836	0.104019	-0.055297	0.021925	0.47744	7.463086	86.79554	0	0.035018	0.047591	100
NUM826	0.000152	0.001836	0.104019	-0.055297	0.022078	0.476804	7.297352	80.73584	0	0.015203	0.048256	100
NUM827	-0.00012	0.001783	0.104019	-0.055297	0.021886	0.503789	7.550598	90.51313	0	-0.012041	0.04742	100
NUM828	-0.000187	0.001783	0.104019	-0.055297	0.021901	0.51132	7.536235	90.09674	0	-0.018658	0.047485	100
NUM829	0.000261	0.001836	0.104019	-0.055297	0.021487	0.554702	7.935996	106.6451	0	0.026077	0.045706	100
NUM830	0.000387	0.001836	0.104019	-0.055297	0.021433	0.544899	8.000499	109.136	0	0.038663	0.045476	100
NUM831	0.000614	0.001865	0.104019	-0.055297	0.021482	0.51376	7.907827	104.7607	0	0.061445	0.045686	100
NUM832	0.000668	0.001865	0.104019	-0.055297	0.021455	0.510101	7.941618	106.085	0	0.06684	0.04557	100
NUM833	0.000579	0.001865	0.104019	-0.055297	0.021418	0.523018	8.003761	108.8826	0	0.057911	0.045413	100
NUM834	0.00046	0.001865	0.104019	-0.055297	0.021338	0.537974	8.127701	114.3791	0	0.045967	0.045077	100
NUM835	0.000544	0.001865	0.104019	-0.055297	0.021314	0.529113	8.156185	115.442	0	0.054358	0.044974	100
NUM836	0.000209	0.001836	0.104019	-0.055297	0.021144	0.567709	8.427847	128.1279	0	0.02094	0.04426	100
NUM837	0.00016	0.001836	0.104019	-0.055297	0.021118	0.574851	8.473907	130.3561	0	0.016014	0.04415	100
NUM838	0.000262	0.001836	0.104019	-0.055297	0.021023	0.58091	8.599789	136.2811	0	0.026182	0.043754	100
NUM839	0.000306	0.001836	0.104019	-0.055297	0.021009	0.576378	8.617321	137.0131	0	0.030585	0.043697	100
NUM840	0.000136	0.001783	0.104019	-0.055297	0.021019	0.598448	8.620572	137.5975	0	0.013648	0.043738	100
NUM841	5.21E-05	0.001783	0.104019	-0.055297	0.020978	0.611131	8.695004	141.3625	0	0.005213	0.043569	100
NUM842	0.000254	0.001836	0.104019	-0.055297	0.020998	0.583023	8.64118	138.2607	0	0.025391	0.043649	100
NUM843	0.00033	0.001836	0.104019	-0.055297	0.02098	0.574116	8.660688	139.0076	0	0.033044	0.043578	100
NUM844	0.000476	0.001836	0.104019	-0.055297	0.021054	0.553523	8.529235	132.4916	0	0.047566	0.043886	100
NUM845	-0.000296	0.001783	0.104019	-0.055297	0.021069	0.576337	8.525885	132.7669	0	0.029612	0.043946	100
NUM846	0.00035	0.001783	0.104019	-0.055297	0.021084	0.568008	8.496363	131.2523	0	0.035022	0.044007	100
NUM847	0.000323	0.001783	0.104019	-0.055297	0.021076	0.572155	8.511226	132.0127	0	0.032337	0.043976	100
NUM848	0.000274	0.001783	0.104019	-0.055297	0.021066	0.579756	8.53245	133.1353	0	0.027373	0.043935	100
NUM849	4.05E-05	0.001672	0.104019	-0.055297	0.021088	0.607585	8.525322	133.3576	0	0.004046	0.044025	100
NUM850	0.000152	0.001672	0.104019	-0.055297	0.021154	0.591924	8.411695	127.8664	0	0.015212	0.044302	100
NUM851	1.62E-05	0.001586	0.104019	-0.055297	0.021169	0.609069	8.403136	127.8239	0	0.001617	0.044366	100
NUM852	-2.17E-05	0.001338	0.104019	-0.055297	0.021169	0.61449	8.408303	128.1672	0	-0.00217	0.044364	100
NUM853	3.63E-05	0.001338	0.104019	-0.055297	0.021182	0.605563	8.380813	126.7499	0	0.003632	0.044419	100
NUM854	0.000195	0.001586	0.104019	-0.055297	0.021222	0.582146	8.302419	122.7968	0	0.019485	0.044585	100
NUM855	-3.49E-05	0.001586	0.104019	-0.055297	0.021048	0.607846	8.576899	135.7488	0	-0.003492	0.04386	100
NUM856	-0.000178	0.001338	0.104019	-0.055297	0.021059	0.626436	8.575725	136.0767	0	-0.017807	0.043907	100
NUM857	-0.000297	0.001338	0.104019	-0.055297	0.021099	0.63756	8.526855	134.0503	0	-0.029732	0.044073	100
NUM858	-0.000105	0.001338	0.104019	-0.055297	0.020906	0.657405	8.776693	146.2454	0	-0.010528	0.04327	100

Data	Mean	Median	Maximum	Minimum	Std. Dev.	Skewness	Kurtosis	Jarque-Bera	Probability	Sum	Sum Sq. Dev.	Observations
NUM859	5.49E-06	0.001586	0.104019	-0.055297	0.02093	0.640328	8.723441	143.3244	0	0.000549	0.043369	100
NUM860	-0.000203	0.001338	0.104019	-0.055297	0.020894	0.670425	8.808211	148.055	0	-0.020349	0.04322	100
NUM861	-8.57E-05	0.001338	0.104019	-0.055297	0.020938	0.652059	8.722209	143.5183	0	-0.008566	0.0434	100
NUM862	-0.000453	0.000697	0.104019	-0.055297	0.020757	0.696123	9.041569	160.1621	0	-0.045293	0.042656	100
NUM863	-0.000453	0.000697	0.104019	-0.055297	0.020757	0.696155	9.041838	160.1764	0	-0.045314	0.042655	100
NUM864	-0.000292	0.000934	0.104019	-0.055297	0.020832	0.671596	8.897371	152.4298	0	-0.029222	0.042962	100
NUM865	-0.000421	0.000934	0.104019	-0.055297	0.020875	0.683363	8.842707	150.0215	0	-0.042096	0.043139	100
NUM866	-0.000404	0.000934	0.104019	-0.055297	0.020888	0.681079	8.820084	148.8702	0	-0.04041	0.043193	100
NUM867	-0.000381	0.000934	0.104019	-0.055297	0.020891	0.677531	8.810932	148.3463	0	-0.03814	0.043208	100
NUM868	-0.000796	0.000263	0.104019	-0.055297	0.020798	0.723926	9.007253	159.0974	0	-0.079608	0.042824	100
NUM869	-0.000758	0.000934	0.104019	-0.055297	0.020799	0.718256	8.999896	158.593	0	-0.075765	0.042829	100
NUM870	-0.000743	0.000934	0.104019	-0.055297	0.020787	0.718663	9.017105	159.4644	0	-0.074252	0.04278	100
NUM871	-0.000873	0.000934	0.104019	-0.055297	0.020709	0.738403	9.166453	167.5254	0	-0.087273	0.042456	100
NUM872	-0.00111	0.000263	0.104019	-0.055297	0.020813	0.751278	9.028398	160.8302	0	-0.111013	0.042885	100
NUM873	-0.00114	0.000263	0.104019	-0.055297	0.020794	0.755858	9.064075	162.7429	0	-0.11396	0.042807	100
NUM874	-0.000967	0.000263	0.104019	-0.055297	0.020888	0.729674	8.886359	153.2455	0	-0.096748	0.043194	100
NUM875	-0.001115	0.000263	0.104019	-0.055297	0.020815	0.75271	9.027819	160.8371	0	-0.111496	0.042892	100
NUM876	-0.000797	0.00102	0.104019	-0.055297	0.021045	0.715396	8.642929	141.2076	0	-0.079736	0.043846	100
NUM877	-0.000308	0.001756	0.104019	-0.055297	0.020892	0.699543	8.787386	147.7136	0	-0.030752	0.043212	100
NUM878	-0.000314	0.001756	0.104019	-0.055297	0.020886	0.700355	8.797214	148.207	0	-0.031414	0.043188	100
NUM879	-0.000348	0.001756	0.104019	-0.055297	0.020896	0.703972	8.786414	147.7704	0	-0.034821	0.043226	100
NUM880	-0.0003	0.001756	0.104019	-0.055297	0.020923	0.69655	8.736141	145.1835	0	-0.030023	0.043338	100
NUM881	-0.000256	0.001756	0.104019	-0.055297	0.02091	0.692013	8.751337	145.8058	0	-0.025614	0.043286	100
NUM882	-0.000291	0.001756	0.104019	-0.055297	0.020902	0.697564	8.768962	146.7805	0	-0.029105	0.043253	100
NUM883	-3.44E-05	0.001789	0.104019	-0.055297	0.021066	0.664288	8.489987	132.9378	0	-0.003441	0.043936	100
NUM884	0.00025	0.001875	0.104019	-0.055297	0.021059	0.630512	8.465937	131.111	0	0.025013	0.043905	100
NUM885	0.000265	0.001875	0.104019	-0.055297	0.021058	0.628517	8.465795	131.0627	0	0.026476	0.043901	100
NUM886	0.000124	0.001789	0.104019	-0.055297	0.021009	0.649975	8.560829	135.8862	0	0.012402	0.043695	100
NUM887	0.000345	0.001875	0.104019	-0.055297	0.020983	0.623989	8.575052	135.9944	0	0.034529	0.043586	100
NUM888	0.000621	0.00202	0.104019	-0.055297	0.021048	0.586753	8.443209	129.1901	0	0.062055	0.043859	100
NUM889	0.001029	0.00202	0.104019	-0.055297	0.020486	0.710547	9.028738	159.855	0	0.102902	0.041547	100
NUM890	0.001111	0.00231	0.104019	-0.055297	0.020493	0.698085	9.005713	158.4078	0	0.111065	0.041575	100
NUM891	0.001703	0.002556	0.104019	-0.055297	0.020207	0.723056	9.30397	174.297	0	0.170272	0.040423	100
NUM892	0.00117	0.00231	0.104019	-0.055297	0.019626	0.723586	10.16851	222.8412	0	0.116991	0.038133	100
NUM893	0.001254	0.002556	0.104019	-0.055297	0.019622	0.711381	10.16475	222.3244	0	0.125381	0.038117	100
NUM894	0.001097	0.002556	0.104019	-0.055297	0.019537	0.736704	10.35889	234.684	0	0.109651	0.037787	100
NUM895	0.001105	0.002556	0.104019	-0.055297	0.019534	0.735913	10.36382	234.9673	0	0.110484	0.037775	100

Output Eviews JAKPROP

Data	Mean	Median	Maximum	Minimum	Std. Dev.	Skewness	Kurtosis	Jarque-Bera	Probability	Sum	Sum Sq. Dev.	Observations
NUM101	0.004821	0.004894	0.041494	-0.041721	0.012778	-0.236025	4.471421	9.949628	0.00691	0.482136	0.016166	100
NUM102	0.005025	0.005571	0.041494	-0.041721	0.012789	-0.273024	4.4749	10.30624	0.005781	0.502498	0.016193	100
NUM103	0.005106	0.005903	0.041494	-0.041721	0.012788	-0.29162	4.483744	10.59028	0.005016	0.510631	0.01619	100
NUM104	0.004974	0.005903	0.041494	-0.041721	0.012705	-0.28095	4.572324	11.61639	0.003003	0.497427	0.015981	100
NUM105	0.004997	0.005903	0.041494	-0.041721	0.01273	-0.278186	4.547814	11.27199	0.003567	0.499712	0.016044	100
NUM106	0.005007	0.005903	0.041494	-0.041721	0.012735	-0.279729	4.542677	11.22019	0.003661	0.500683	0.016055	100
NUM107	0.005284	0.005967	0.041494	-0.041721	0.012595	-0.31234	4.708133	13.7831	0.001016	0.528432	0.015705	100
NUM108	0.005309	0.006178	0.041494	-0.041721	0.012596	-0.318214	4.709969	13.87098	0.000973	0.530909	0.015706	100
NUM109	0.005392	0.006178	0.041494	-0.041721	0.012546	-0.334376	4.786031	15.15473	0.000512	0.539245	0.015584	100
NUM110	0.005423	0.006178	0.041494	-0.041721	0.012567	-0.336502	4.760771	14.8052	0.00061	0.542269	0.015635	100
NUM111	0.005575	0.006178	0.041494	-0.041721	0.012475	-0.362991	4.898652	17.21638	0.000183	0.557501	0.015406	100
NUM112	0.005362	0.005967	0.041494	-0.041721	0.012556	-0.324883	4.772031	14.84287	0.000598	0.53618	0.015608	100
NUM113	0.005422	0.006178	0.041494	-0.041721	0.012555	-0.339174	4.779926	15.11788	0.000521	0.542217	0.015606	100
NUM114	0.00535	0.005967	0.041494	-0.041721	0.012553	-0.32247	4.776124	14.87735	0.000588	0.534964	0.015599	100
NUM115	0.005513	0.006178	0.041494	-0.041721	0.012522	-0.357209	4.835934	16.17103	0.000308	0.55126	0.015524	100
NUM116	0.005675	0.006509	0.041494	-0.041721	0.012567	-0.383925	4.793934	15.8658	0.000359	0.56753	0.015635	100
NUM117	0.005712	0.006509	0.041494	-0.041721	0.012587	-0.38806	4.769754	15.55997	0.000418	0.571171	0.015685	100
NUM118	0.006203	0.00671	0.041494	-0.041721	0.012655	-0.347875	4.806901	15.62067	0.000406	0.620263	0.015854	100
NUM119	0.006292	0.006762	0.041494	-0.041721	0.012631	-0.368729	4.851392	16.5479	0.000255	0.629153	0.015796	100
NUM120	0.006065	0.006762	0.041494	-0.041721	0.012877	-0.37034	4.61158	13.10748	0.001425	0.606489	0.016416	100
NUM121	0.005976	0.006762	0.041494	-0.041721	0.012986	-0.371881	4.502246	11.70801	0.002868	0.59763	0.016694	100
NUM122	0.006379	0.006762	0.041494	-0.029227	0.012085	0.059938	3.513138	1.157002	0.560738	0.637894	0.014458	100
NUM123	0.006243	0.00671	0.041494	-0.029227	0.012051	0.088756	3.552038	1.401067	0.496321	0.624322	0.014377	100
NUM124	0.005567	0.006509	0.041494	-0.056447	0.013572	-0.788415	6.678656	66.74543	0	0.556682	0.018236	100
NUM125	0.005473	0.006509	0.041494	-0.056447	0.013486	-0.800058	6.801639	70.8868	0	0.547324	0.01801	100
NUM126	0.005505	0.006509	0.041494	-0.056447	0.013464	-0.807216	6.853839	72.74361	0	0.550454	0.017946	100
NUM127	0.005171	0.006509	0.041494	-0.056447	0.013896	-0.815574	6.340625	57.58508	0	0.517053	0.019116	100
NUM128	0.005002	0.006178	0.041494	-0.056447	0.013952	-0.777857	6.207326	52.94659	0	0.500151	0.019272	100
NUM129	0.005532	0.006509	0.041494	-0.056447	0.014287	-0.66097	6.106827	47.49957	0	0.553172	0.020208	100
NUM130	0.005427	0.006509	0.041494	-0.056447	0.014322	-0.637577	6.030194	45.03373	0	0.542704	0.020308	100
NUM131	0.005111	0.006178	0.041494	-0.056447	0.014517	-0.598022	5.743596	37.32433	0	0.511053	0.020864	100
NUM132	0.005093	0.006178	0.041494	-0.056447	0.014522	-0.593957	5.732623	36.99321	0	0.509253	0.020879	100
NUM133	0.004749	0.005939	0.041494	-0.056447	0.014628	-0.55036	5.558475	32.32241	0	0.474855	0.021183	100
NUM134	0.004244	0.005735	0.041494	-0.056447	0.015399	-0.684256	5.408277	31.96926	0	0.424448	0.023476	100
NUM135	0.003451	0.005735	0.041494	-0.074131	0.017278	-1.293316	7.480516	111.5237	0	0.34505	0.029554	100
NUM136	0.003937	0.005939	0.042103	-0.074131	0.017674	-1.183193	7.190397	96.49672	0	0.393656	0.030926	100
NUM137	0.003778	0.005939	0.042103	-0.074131	0.017752	-1.149044	7.031782	89.73531	0	0.377765	0.031197	100
NUM138	0.004171	0.006178	0.042103	-0.074131	0.018049	-1.095099	6.790372	79.84954	0	0.417051	0.03225	100
NUM139	0.004261	0.006178	0.042103	-0.074131	0.018103	-1.094696	6.736329	78.13998	0	0.426115	0.032444	100
NUM140	0.004437	0.006509	0.042103	-0.074131	0.018093	-1.123398	6.794043	81.01191	0	0.443691	0.032408	100
NUM141	0.004315	0.006178	0.042103	-0.074131	0.018078	-1.106999	6.78638	80.16024	0	0.431498	0.032353	100

Data	Mean	Median	Maximum	Minimum	Std. Dev.	Skewness	Kurtosis	Jarque-Bera	Probability	Sum	Sum Sq. Dev.	Observations
NUM142	0.004002	0.005939	0.042103	-0.074131	0.018077	-1.068132	6.711909	76.42455	0	0.400167	0.032349	100
NUM143	0.003897	0.005735	0.042103	-0.074131	0.018091	-1.048952	6.666488	74.35141	0	0.389674	0.0324	100
NUM144	0.004031	0.005939	0.042103	-0.074131	0.018071	-1.073299	6.72619	77.05155	0	0.403137	0.032331	100
NUM145	0.004137	0.005939	0.042103	-0.074131	0.018118	-1.07875	6.685287	75.98395	0	0.413735	0.032498	100
NUM146	0.004106	0.005939	0.042103	-0.074131	0.01812	-1.073128	6.674227	75.44313	0	0.410589	0.032507	100
NUM147	0.004103	0.005939	0.042103	-0.074131	0.018121	-1.072604	6.673212	75.39335	0	0.410296	0.032508	100
NUM148	0.003883	0.005735	0.042103	-0.074131	0.018077	-1.049694	6.682186	74.858	0	0.388308	0.03235	100
NUM149	0.00398	0.005939	0.042103	-0.074131	0.018089	-1.063054	6.68741	75.46887	0	0.397953	0.032393	100
NUM150	0.00396	0.005735	0.042103	-0.074131	0.018088	-1.06008	6.684592	75.29706	0	0.396038	0.032389	100
NUM151	0.003879	0.004842	0.042103	-0.074131	0.018089	-1.04642	6.662729	74.1482	0	0.387902	0.032396	100
NUM152	0.003538	0.003969	0.042103	-0.074131	0.017838	-1.082241	6.88	82.24742	0	0.353817	0.0315	100
NUM153	0.003747	0.003969	0.042103	-0.074131	0.017687	-1.123419	7.140072	92.45198	0	0.374716	0.030972	100
NUM154	0.003382	0.003244	0.042103	-0.074131	0.017447	-1.157362	7.358612	101.481	0	0.338174	0.030134	100
NUM155	0.003363	0.003244	0.042103	-0.074131	0.017455	-1.153138	7.340697	100.669	0	0.336304	0.030162	100
NUM156	0.003416	0.003969	0.042103	-0.074131	0.017452	-1.162728	7.359715	101.7286	0	0.341571	0.030151	100
NUM157	0.003392	0.003969	0.042103	-0.074131	0.017443	-1.161038	7.368005	101.9646	0	0.339248	0.030121	100
NUM158	0.003479	0.003969	0.042103	-0.074131	0.017548	-1.132934	7.251878	96.71925	0	0.347859	0.030486	100
NUM159	0.003285	0.003969	0.042103	-0.074131	0.017668	-1.092952	7.026837	87.4733	0	0.328468	0.030904	100
NUM160	0.003325	0.00457	0.042103	-0.074131	0.017674	-1.098518	7.027606	87.7024	0	0.332464	0.030924	100
NUM161	0.003469	0.005323	0.042103	-0.074131	0.017662	-1.123877	7.083012	90.51409	0	0.34689	0.030881	100
NUM162	0.003432	0.005323	0.042103	-0.074131	0.017676	-1.115837	7.051856	89.15794	0	0.343196	0.03093	100
NUM163	0.003119	0.005323	0.042103	-0.074131	0.017267	-1.250361	7.409323	107.0656	0	0.311891	0.029517	100
NUM164	0.003115	0.005323	0.042103	-0.074131	0.017263	-1.251141	7.413842	107.2642	0	0.311505	0.029504	100
NUM165	0.002946	0.00457	0.042103	-0.074131	0.017231	-1.232202	7.419293	106.681	0	0.294627	0.029392	100
NUM166	0.003061	0.004632	0.042103	-0.074131	0.0172	-1.256649	7.503651	110.8314	0	0.306058	0.029289	100
NUM167	0.003169	0.005235	0.042103	-0.074131	0.01718	-1.278856	7.570314	114.2903	0	0.316927	0.029221	100
NUM168	0.002985	0.004632	0.042103	-0.074131	0.017179	-1.249973	7.518055	111.094	0	0.298533	0.029217	100
NUM169	0.003153	0.005235	0.042103	-0.074131	0.017141	-1.283934	7.631727	116.8619	0	0.315301	0.029089	100
NUM170	0.002975	0.004632	0.042103	-0.074131	0.017043	-1.2871	7.741496	121.2845	0	0.297537	0.028756	100
NUM171	0.003038	0.004632	0.042103	-0.074131	0.017028	-1.300864	7.788443	123.7424	0	0.303771	0.028704	100
NUM172	0.003045	0.004632	0.042103	-0.074131	0.017031	-1.301258	7.785495	123.6419	0	0.304478	0.028714	100
NUM173	0.002925	0.00415	0.042103	-0.074131	0.016996	-1.290461	7.809882	124.1505	0	0.292511	0.028599	100
NUM174	0.002756	0.00415	0.042103	-0.074131	0.016872	-1.307692	7.966512	131.277	0	0.275604	0.028181	100
NUM175	0.002593	0.00415	0.042103	-0.074131	0.016771	-1.31569	8.093989	136.9703	0	0.259319	0.027844	100
NUM176	0.002497	0.00415	0.042103	-0.074131	0.016823	-1.291781	7.967952	130.6473	0	0.24971	0.028019	100
NUM177	0.002333	0.00415	0.042103	-0.074131	0.016949	-1.253339	7.709274	118.5863	0	0.233272	0.028439	100
NUM178	0.001993	0.003814	0.042103	-0.074131	0.017177	-1.191143	7.288276	100.2691	0	0.199338	0.029209	100
NUM179	0.002047	0.003814	0.042103	-0.074131	0.017241	-1.174265	7.21653	97.06135	0	0.204731	0.029426	100
NUM180	0.001841	0.00309	0.042103	-0.074131	0.017261	-1.138738	7.12839	92.62711	0	0.184082	0.029497	100
NUM181	0.002016	0.003814	0.042103	-0.074131	0.017291	-1.159716	7.127303	93.39329	0	0.201595	0.0296	100
NUM182	0.001901	0.00309	0.042103	-0.074131	0.017262	-1.147608	7.144097	93.50649	0	0.19007	0.029499	100
NUM183	0.002027	0.003814	0.042103	-0.074131	0.017243	-1.171901	7.208516	96.68753	0	0.202652	0.029435	100
NUM184	0.001824	0.00309	0.042103	-0.074131	0.017212	-1.147811	7.203696	95.58726	0	0.182426	0.029328	100

Data	Mean	Median	Maximum	Minimum	Std. Dev.	Skewness	Kurtosis	Jarque-Bera	Probability	Sum	Sum Sq. Dev.	Observations
NUM185	0.001903	0.003814	0.042103	-0.074131	0.017207	-1.162321	7.232996	97.17591	0	0.190325	0.029311	100
NUM186	0.002183	0.003814	0.042103	-0.074131	0.016921	-1.209017	7.696782	116.2777	0	0.218306	0.028344	100
NUM187	0.001862	0.00309	0.042103	-0.074131	0.016997	-1.156361	7.487114	106.1786	0	0.186239	0.028601	100
NUM188	0.001622	0.00309	0.042103	-0.074131	0.017198	-1.110389	7.135925	91.82386	0	0.162219	0.02928	100
NUM189	0.001733	0.003091	0.042103	-0.074131	0.017168	-1.133636	7.213783	95.40204	0	0.173316	0.029179	100
NUM190	0.001413	0.00264	0.042103	-0.074131	0.017386	-1.077766	6.843018	80.89626	0	0.141329	0.029926	100
NUM191	0.001157	0.00258	0.042103	-0.074131	0.017426	-1.035385	6.724583	75.66918	0	0.115725	0.030062	100
NUM192	0.001102	0.00258	0.042103	-0.074131	0.017389	-1.036332	6.763684	76.9219	0	0.11016	0.029937	100
NUM193	0.000896	0.002362	0.042103	-0.074131	0.017426	-0.999585	6.662442	72.54232	0	0.089561	0.030062	100
NUM194	0.000609	0.002178	0.042103	-0.074131	0.017185	-1.0384	6.893978	81.15065	0	0.060913	0.029238	100
NUM195	0.000858	0.002362	0.042103	-0.074131	0.017338	-1.030633	6.744517	76.12595	0	0.085779	0.02976	100
NUM196	0.000937	0.002362	0.042103	-0.074131	0.01731	-1.047514	6.80671	78.6674	0	0.093693	0.029663	100
NUM197	0.000857	0.002362	0.042103	-0.074131	0.017346	-1.030154	6.732532	75.73611	0	0.085697	0.029788	100
NUM198	0.000578	0.002178	0.042103	-0.074131	0.01746	-0.98051	6.516025	67.53346	0	0.057785	0.03018	100
NUM199	0.000719	0.002178	0.042103	-0.074131	0.017394	-1.009609	6.641923	72.25351	0	0.071905	0.029953	100
NUM200	0.000497	0.002178	0.042103	-0.074131	0.017583	-0.971797	6.359319	62.76078	0	0.049693	0.030606	100
NUM201	0.000382	0.002041	0.042103	-0.074131	0.017545	-0.961089	6.386931	63.19197	0	0.038163	0.030474	100
NUM202	0.000229	0.001872	0.042103	-0.074131	0.017476	-0.953097	6.448267	64.68384	0	0.022894	0.030235	100
NUM203	0.000381	0.001872	0.042103	-0.074131	0.017619	-0.931861	6.307985	60.06762	0	0.038149	0.030732	100
NUM204	0.000382	0.001872	0.042103	-0.074131	0.017619	-0.931951	6.307731	60.0634	0	0.038243	0.030733	100
NUM205	0.000217	0.001872	0.042103	-0.074131	0.01751	-0.935199	6.413668	63.13133	0	0.021745	0.030355	100
NUM206	0.000221	0.001872	0.042103	-0.074131	0.017513	-0.935196	6.411531	63.07046	0	0.022065	0.030362	100
NUM207	0.000169	0.001872	0.042103	-0.074131	0.017483	-0.934003	6.441637	63.89298	0	0.016894	0.030259	100
NUM208	0.000331	0.001872	0.042103	-0.074131	0.017619	-0.918891	6.306894	59.63747	0	0.033067	0.030731	100
NUM209	0.000613	0.001872	0.042103	-0.074131	0.017872	-0.879824	6.092371	52.74635	0	0.06127	0.031622	100
NUM210	0.000546	0.001872	0.042103	-0.074131	0.017828	-0.87998	6.134372	53.8406	0	0.054642	0.031468	100
NUM211	0.000736	0.001872	0.042103	-0.074131	0.017982	-0.865526	5.995301	49.8682	0	0.073553	0.032013	100
NUM212	0.00085	0.001872	0.042103	-0.074131	0.01795	-0.887274	6.059602	52.12578	0	0.084992	0.031898	100
NUM213	0.000689	0.001663	0.042103	-0.074131	0.017956	-0.861245	6.020707	50.38183	0	0.068871	0.031918	100
NUM214	0.000831	0.001663	0.042103	-0.074131	0.018024	-0.868515	5.962918	49.15065	0	0.083108	0.032162	100
NUM215	0.000656	0.001485	0.042103	-0.074131	0.018007	-0.844216	5.951172	48.16759	0	0.065554	0.032101	100
NUM216	0.000285	0.001316	0.042103	-0.074131	0.018046	-0.799635	5.841625	44.30205	0	0.028486	0.03224	100
NUM217	0.000153	0.001195	0.042103	-0.074131	0.01799	-0.789958	5.887615	45.14356	0	0.015268	0.032039	100
NUM218	-0.000377	0.000987	0.042103	-0.074131	0.017815	-0.799352	5.932817	46.48864	0	-0.03775	0.031421	100
NUM219	-0.000396	0.000987	0.042103	-0.074131	0.017808	-0.797661	5.93882	46.59048	0	-0.039598	0.031395	100
NUM220	-0.000207	0.000987	0.042103	-0.074131	0.01771	-0.831606	6.093888	51.41007	0	-0.020722	0.031052	100
NUM221	5.10E-05	0.001195	0.042103	-0.074131	0.017694	-0.8699	6.164493	54.33718	0	0.0051	0.030994	100
NUM222	0.000156	0.001337	0.042103	-0.074131	0.017716	-0.883202	6.155147	54.47972	0	0.015632	0.031072	100
NUM223	0.000174	0.001337	0.042103	-0.074131	0.017719	-0.885629	6.154173	54.52568	0	0.017409	0.031084	100
NUM224	0.000678	0.001337	0.042103	-0.074131	0.016785	-0.743286	6.406734	57.56555	0	0.067782	0.027892	100
NUM225	0.000448	0.001195	0.042103	-0.074131	0.016773	-0.710199	6.383766	56.11418	0	0.044809	0.027851	100
NUM226	0.000712	0.001337	0.042103	-0.074131	0.016921	-0.714241	6.239725	52.2349	0	0.071182	0.028344	100
NUM227	0.000996	0.001337	0.042103	-0.074131	0.016655	-0.743528	6.594841	63.05926	0	0.099641	0.027462	100

Data	Mean	Median	Maximum	Minimum	Std. Dev.	Skewness	Kurtosis	Jarque-Bera	Probability	Sum	Sum Sq. Dev.	Observations
NUM228	0.001036	0.001337	0.042103	-0.074131	0.016638	-0.75164	6.628006	64.2595	0	0.103596	0.027406	100
NUM229	0.000698	0.001337	0.042103	-0.074131	0.016163	-0.905321	6.997713	80.25056	0	0.069826	0.025863	100
NUM230	0.000671	0.001337	0.042103	-0.074131	0.016174	-0.899308	6.973095	79.2521	0	0.067137	0.025898	100
NUM231	0.000592	0.001337	0.042103	-0.074131	0.016292	-0.897591	6.821166	74.26661	0	0.059248	0.026276	100
NUM232	0.000136	0.001337	0.042103	-0.074131	0.016932	-0.923616	6.303757	59.69615	0	0.013598	0.028384	100
NUM233	0.000501	0.001485	0.042103	-0.074131	0.016959	-0.958461	6.352971	62.1542	0	0.050066	0.028473	100
NUM234	0.000712	0.001485	0.042103	-0.074131	0.016532	-0.909173	6.608443	68.0302	0	0.071211	0.027057	100
NUM235	0.001104	0.001485	0.042103	-0.04555	0.015145	-0.167494	3.622593	2.082663	0.352984	0.110438	0.022709	100
NUM236	3.06E-05	0.001337	0.037015	-0.065275	0.015992	-0.836579	5.24892	32.7379	0	0.00306	0.025319	100
NUM237	0.00066	0.001485	0.050364	-0.065275	0.016713	-0.564906	5.313393	27.61776	0.000001	0.066049	0.027652	100
NUM238	0.000335	0.001485	0.050364	-0.065275	0.01631	-0.659971	5.551231	34.37929	0	0.03351	0.026335	100
NUM239	0.000476	0.001485	0.050364	-0.065275	0.016536	-0.592443	5.421316	30.27802	0	0.0476	0.02707	100
NUM240	0.000247	0.001337	0.050364	-0.065275	0.016531	-0.55792	5.394586	29.07975	0	0.024719	0.027055	100
NUM241	0.000316	0.001485	0.050364	-0.065275	0.016547	-0.568043	5.384258	29.06407	0	0.031575	0.027106	100
NUM242	0.000372	0.001485	0.050364	-0.065275	0.016516	-0.578364	5.430072	30.18027	0	0.037205	0.027005	100
NUM243	0.000426	0.001587	0.050364	-0.065275	0.016511	-0.588535	5.443891	30.65874	0	0.042591	0.026989	100
NUM244	0.000295	0.001485	0.050364	-0.065275	0.016501	-0.56702	5.437894	30.12239	0	0.029486	0.026957	100
NUM245	0.000119	0.001337	0.050364	-0.065275	0.016412	-0.555207	5.520786	31.6141	0	0.01189	0.026667	100
NUM246	6.82E-05	0.001337	0.050364	-0.065275	0.016417	-0.545578	5.507867	31.16675	0	0.006816	0.026681	100
NUM247	-0.000163	0.001008	0.050364	-0.065275	0.016543	-0.510581	5.336437	27.09046	0.000001	-0.016326	0.027093	100
NUM248	-0.000282	0.001008	0.050364	-0.065275	0.016609	-0.490601	5.24502	25.01196	0.000004	-0.02816	0.027308	100
NUM249	-0.000387	0.000697	0.050364	-0.065275	0.01657	-0.478092	5.279602	25.46197	0.000003	-0.038674	0.027181	100
NUM250	-0.000387	0.000697	0.050364	-0.065275	0.01657	-0.478049	5.279669	25.46255	0.000003	-0.038704	0.027181	100
NUM251	-0.000245	0.001008	0.050364	-0.065275	0.016629	-0.492636	5.226544	24.70107	0.000004	-0.0245	0.027376	100
NUM252	-0.000255	0.001008	0.050364	-0.065275	0.016629	-0.490844	5.225062	24.64423	0.000004	-0.025476	0.027376	100
NUM253	-0.000283	0.000697	0.050364	-0.065275	0.016629	-0.485759	5.222377	24.51169	0.000005	-0.028314	0.027375	100
NUM254	-0.000193	0.001008	0.050364	-0.065275	0.016637	-0.50088	5.222885	24.76974	0.000004	-0.019263	0.027402	100
NUM255	-0.000317	0.001008	0.050364	-0.065275	0.016719	-0.48176	5.117961	22.55888	0.000013	-0.031728	0.027672	100
NUM256	-0.000237	0.001008	0.050364	-0.065275	0.016763	-0.487463	5.076557	21.92736	0.000017	-0.023746	0.02782	100
NUM257	-0.000203	0.001008	0.050364	-0.065275	0.016785	-0.48914	5.056299	21.60581	0.00002	-0.020345	0.027893	100
NUM258	-0.000332	0.001008	0.050364	-0.065275	0.016608	-0.526761	5.171519	24.27252	0.000005	-0.033203	0.027308	100
NUM259	-4.60E-05	0.001364	0.050364	-0.065275	0.016563	-0.56894	5.257994	26.63878	0.000002	-0.0046	0.027159	100
NUM260	-9.04E-05	0.001364	0.050364	-0.065275	0.016548	-0.563449	5.270995	26.78048	0.000002	-0.009041	0.027109	100
NUM261	-0.0002	0.001008	0.050364	-0.065275	0.016522	-0.547866	5.287727	26.80968	0.000002	-0.019986	0.027025	100
NUM262	-0.000287	0.001008	0.050364	-0.065275	0.016571	-0.532462	5.219315	25.24759	0.000003	-0.028698	0.027184	100
NUM263	-0.000697	0.000697	0.050364	-0.065275	0.016814	-0.499266	4.980221	20.4931	0.000035	-0.069681	0.027988	100
NUM264	-0.00094	0.000547	0.050364	-0.065275	0.016693	-0.484628	5.074304	21.84247	0.000018	-0.094032	0.027586	100
NUM265	-0.000927	0.000547	0.050364	-0.065275	0.016692	-0.487079	5.076351	21.91757	0.000017	-0.092692	0.027585	100
NUM266	-0.000864	0.000547	0.050364	-0.065275	0.016724	-0.492748	5.047649	21.51695	0.000021	-0.086369	0.027689	100
NUM267	-0.001205	0.000478	0.050364	-0.065275	0.016942	-0.458928	4.827967	17.43301	0.000164	-0.120528	0.028415	100
NUM268	-0.001289	0.000478	0.050364	-0.065275	0.016986	-0.444969	4.772178	16.38586	0.000277	-0.128897	0.028565	100
NUM269	-0.001299	0.000478	0.050364	-0.065275	0.016981	-0.443992	4.776623	16.4371	0.00027	-0.129935	0.028547	100
NUM270	-0.00182	0.000421	0.050364	-0.065275	0.017618	-0.504452	4.58494	14.70801	0.00064	-0.182029	0.03073	100

Data	Mean	Median	Maximum	Minimum	Std. Dev.	Skewness	Kurtosis	Jarque-Bera	Probability	Sum	Sum Sq. Dev.	Observations
NUM271	-0.002005	0.000212	0.050364	-0.065275	0.017675	-0.474088	4.510713	13.25538	0.001323	-0.200458	0.030928	100
NUM272	-0.002708	-0.000141	0.050364	-0.065275	0.01856	-0.609353	4.58552	16.663	0.000241	-0.270767	0.034104	100
NUM273	-0.00258	-0.000141	0.050364	-0.065275	0.018635	-0.614718	4.536268	16.13181	0.000314	-0.258021	0.03438	100
NUM274	-0.002788	-0.000326	0.050364	-0.065275	0.018646	-0.583729	4.499824	15.05179	0.000539	-0.278756	0.03442	100
NUM275	-0.00272	-0.000326	0.050364	-0.065275	0.018686	-0.586888	4.473131	14.78278	0.000617	-0.27204	0.034568	100
NUM276	-0.002344	-0.000141	0.050364	-0.065275	0.018887	-0.59091	4.386314	13.82736	0.000994	-0.234448	0.035315	100
NUM277	-0.002205	-0.000141	0.050364	-0.065275	0.018817	-0.613389	4.464027	15.2015	0.0005	-0.220479	0.035055	100
NUM278	-0.001897	0.000212	0.050364	-0.065275	0.018673	-0.655516	4.618172	18.07202	0.000119	-0.189718	0.034519	100
NUM279	-0.002022	0.000212	0.050364	-0.065275	0.018534	-0.676059	4.699245	19.64857	0.000054	-0.202161	0.034006	100
NUM280	-0.002154	0.000212	0.050364	-0.065275	0.018638	-0.657628	4.592468	17.77439	0.000138	-0.215356	0.034391	100
NUM281	-0.002432	-0.000141	0.050364	-0.065275	0.018608	-0.624712	4.580151	16.90807	0.000213	-0.243192	0.034279	100
NUM282	-0.002698	-0.000326	0.050364	-0.065275	0.018753	-0.587699	4.430408	14.28178	0.000792	-0.269751	0.034816	100
NUM283	-0.003153	-0.000377	0.050364	-0.065275	0.019097	-0.560109	4.208442	11.31342	0.003494	-0.315293	0.036103	100
NUM284	-0.002962	-0.000326	0.050364	-0.065275	0.019168	-0.577179	4.174689	11.30181	0.003514	-0.296215	0.036373	100
NUM285	-0.003122	-0.000377	0.050364	-0.065275	0.019169	-0.55346	4.154757	10.6614	0.004841	-0.312153	0.036377	100
NUM286	-0.003376	-0.000377	0.050364	-0.065275	0.019312	-0.519973	4.026853	8.899642	0.011681	-0.337608	0.036923	100
NUM287	-0.003595	-0.000377	0.050364	-0.065275	0.019601	-0.525012	3.889844	7.893227	0.01932	-0.359464	0.038036	100
NUM288	-0.003191	-0.000326	0.050364	-0.065275	0.019584	-0.566261	3.944987	9.065027	0.010754	-0.319103	0.03797	100
NUM289	-0.002931	-0.000326	0.050364	-0.065275	0.019834	-0.5429	3.845533	7.89121	0.01934	-0.293076	0.038944	100
NUM290	-0.00296	-0.000326	0.050364	-0.065275	0.01987	-0.542367	3.82554	7.742352	0.020834	-0.295998	0.039088	100
NUM291	-0.002809	-0.000141	0.050364	-0.065275	0.019842	-0.565745	3.863564	8.441722	0.014686	-0.280908	0.038976	100
NUM292	-0.002588	-0.000141	0.050364	-0.065275	0.020102	-0.528531	3.776563	7.168458	0.027758	-0.258846	0.040003	100
NUM293	-0.00245	0.000212	0.050364	-0.065275	0.020081	-0.549617	3.806171	7.742601	0.020831	-0.245039	0.039923	100
NUM294	-0.002344	0.000212	0.050364	-0.065275	0.020127	-0.55854	3.785844	7.772585	0.020521	-0.234396	0.040104	100
NUM295	-0.002622	-0.000141	0.050364	-0.065275	0.019955	-0.55345	3.856004	8.158216	0.016923	-0.262229	0.039424	100
NUM296	-0.002735	-0.000141	0.050364	-0.065275	0.01998	-0.535682	3.825662	7.623084	0.022114	-0.273501	0.039519	100
NUM297	-0.002683	-0.000141	0.050364	-0.065275	0.019965	-0.543988	3.842297	7.888148	0.019369	-0.268345	0.039461	100
NUM298	-0.002626	-0.000141	0.050364	-0.065275	0.019922	-0.551296	3.876656	8.267651	0.016021	-0.262644	0.039293	100
NUM299	-0.002686	-0.000148	0.050364	-0.065275	0.019924	-0.542211	3.868604	8.043511	0.017921	-0.268594	0.039301	100
NUM300	-0.002329	0.000212	0.050364	-0.065275	0.019837	-0.585901	3.962936	9.584863	0.008292	-0.232857	0.038956	100
NUM301	-0.002152	0.000246	0.050364	-0.065275	0.01994	-0.592745	3.913415	9.332139	0.009409	-0.215152	0.039362	100
NUM302	-0.002137	0.000246	0.050364	-0.065275	0.019942	-0.594651	3.913224	9.368393	0.00924	-0.213704	0.039372	100
NUM303	-0.002184	0.000246	0.050364	-0.065275	0.019885	-0.603228	3.935776	9.71338	0.007776	-0.218436	0.039145	100
NUM304	-0.002144	0.000246	0.050364	-0.065275	0.019906	-0.605569	3.924867	9.675977	0.007923	-0.21442	0.03923	100
NUM305	-0.002149	0.000246	0.050364	-0.065275	0.019905	-0.604994	3.925314	9.667829	0.007955	-0.214918	0.039225	100
NUM306	-0.002258	0.000246	0.050364	-0.065275	0.019859	-0.595993	3.946026	9.649152	0.00803	-0.225763	0.039045	100
NUM307	-0.00245	-0.000148	0.050364	-0.065275	0.019857	-0.569266	3.925151	8.967321	0.011292	-0.245045	0.039035	100
NUM308	-0.002685	-0.000377	0.050364	-0.065275	0.019692	-0.569483	4.002061	9.589036	0.008275	-0.268513	0.038389	100
NUM309	-0.003081	-0.000481	0.050364	-0.065275	0.019417	-0.582864	4.097692	10.68271	0.004789	-0.308148	0.037325	100
NUM310	-0.002918	-0.000481	0.050364	-0.065275	0.019587	-0.564643	4.019009	9.640278	0.008066	-0.291787	0.037981	100
NUM311	-0.003034	-0.000481	0.050364	-0.065275	0.019457	-0.581036	4.07765	10.46558	0.005339	-0.303382	0.037479	100
NUM312	-0.003046	-0.000481	0.050364	-0.065275	0.019454	-0.579407	4.078266	10.43961	0.005408	-0.304632	0.037469	100
NUM313	-0.002844	-0.000377	0.050364	-0.065275	0.019508	-0.600765	4.061688	10.7119	0.00472	-0.284425	0.037676	100

Data	Mean	Median	Maximum	Minimum	Std. Dev.	Skewness	Kurtosis	Jarque-Bera	Probability	Sum	Sum Sq. Dev.	Observations
NUM314	-0.002904	-0.000377	0.050364	-0.065275	0.019457	-0.602832	4.089138	10.99937	0.004088	-0.290442	0.03748	100
NUM315	-0.002956	-0.000377	0.050364	-0.065275	0.019473	-0.594102	4.069604	10.64951	0.00487	-0.295644	0.037542	100
NUM316	-0.002728	-0.000148	0.050364	-0.065275	0.019406	-0.628666	4.149459	12.09224	0.002367	-0.272848	0.037282	100
NUM317	-0.002893	-0.000377	0.050364	-0.065275	0.019442	-0.602463	4.099686	11.08815	0.003911	-0.289298	0.03742	100
NUM318	-0.002753	-0.000377	0.050364	-0.065275	0.019362	-0.623894	4.17834	12.27274	0.002163	-0.275255	0.037113	100
NUM319	-0.002795	-0.000377	0.050364	-0.065275	0.019348	-0.619271	4.184412	12.23675	0.002202	-0.279534	0.03706	100
NUM320	-0.002825	-0.000481	0.050364	-0.065275	0.019346	-0.614817	4.182374	12.12503	0.002329	-0.282543	0.037052	100
NUM321	-0.002956	-0.000645	0.050364	-0.065275	0.019291	-0.603994	4.210401	12.1846	0.00226	-0.295635	0.036841	100
NUM322	-0.00308	-0.000959	0.050364	-0.065275	0.019252	-0.590738	4.226967	12.08889	0.002371	-0.307988	0.036695	100
NUM323	-0.003197	-0.001271	0.050364	-0.065275	0.019243	-0.573943	4.220997	11.70199	0.002877	-0.319715	0.036658	100
NUM324	-0.003305	-0.001271	0.050364	-0.065275	0.019289	-0.556497	4.17023	10.86748	0.004367	-0.330518	0.036835	100
NUM325	-0.003384	-0.001271	0.050364	-0.065275	0.019333	-0.544369	4.126554	10.22698	0.006015	-0.338414	0.037004	100
NUM326	-0.003443	-0.001271	0.050364	-0.065275	0.01926	-0.555343	4.159182	10.73886	0.004657	-0.344309	0.036726	100
NUM327	-0.003442	-0.001271	0.050364	-0.065275	0.019261	-0.55548	4.15916	10.74119	0.004651	-0.34421	0.036726	100
NUM328	-0.003568	-0.001271	0.050364	-0.065275	0.019306	-0.535142	4.108271	9.890731	0.007116	-0.356823	0.036899	100
NUM329	-0.003736	-0.001377	0.050364	-0.065275	0.019287	-0.512461	4.104966	9.464222	0.008808	-0.373566	0.036828	100
NUM330	-0.003683	-0.001377	0.050364	-0.065275	0.019285	-0.520858	4.11271	9.680401	0.007905	-0.368274	0.036819	100
NUM331	-0.003462	-0.001377	0.050364	-0.065275	0.019138	-0.548802	4.241387	11.44074	0.003279	-0.346184	0.036262	100
NUM332	-0.003086	-0.001377	0.050364	-0.065275	0.018667	-0.535916	4.463765	13.7143	0.001052	-0.308621	0.034496	100
NUM333	-0.003215	-0.001377	0.050364	-0.065275	0.018551	-0.542424	4.537687	14.75573	0.000625	-0.321521	0.034071	100
NUM334	-0.003053	-0.001377	0.050364	-0.065275	0.018453	-0.566482	4.642749	16.59264	0.000249	-0.305261	0.033713	100
NUM335	-0.00283	-0.001377	0.050364	-0.065275	0.018198	-0.574677	4.841721	19.63729	0.000054	-0.282972	0.032785	100
NUM336	-0.00215	-0.001271	0.050364	-0.060099	0.017077	-0.318734	4.461178	10.58919	0.005019	-0.215035	0.028869	100
NUM337	-0.00268	-0.001377	0.033539	-0.060099	0.016232	-0.616444	4.259699	12.94523	0.001545	-0.268033	0.026084	100
NUM338	-0.002779	-0.001594	0.033539	-0.060099	0.016218	-0.60055	4.25899	12.6154	0.001822	-0.277931	0.026039	100
NUM339	-0.00311	-0.001594	0.031621	-0.060099	0.015802	-0.709293	4.378747	16.30553	0.000288	-0.311028	0.024719	100
NUM340	-0.003171	-0.001594	0.031621	-0.060099	0.015843	-0.697581	4.327145	15.44912	0.000442	-0.317147	0.02485	100
NUM341	-0.003201	-0.001594	0.031621	-0.060099	0.015826	-0.696089	4.339272	15.54922	0.00042	-0.320125	0.024796	100
NUM342	-0.00316	-0.001557	0.031621	-0.060099	0.015824	-0.704028	4.348243	15.83492	0.000364	-0.316038	0.024791	100
NUM343	-0.003091	-0.001557	0.031621	-0.060099	0.015861	-0.70851	4.323545	15.66548	0.000397	-0.309076	0.024906	100
NUM344	-0.002947	-0.001377	0.031621	-0.060099	0.015909	-0.724472	4.301684	15.80757	0.000369	-0.29473	0.025056	100
NUM345	-0.002992	-0.001557	0.031621	-0.060099	0.015908	-0.716205	4.294757	15.53414	0.000423	-0.299206	0.025052	100
NUM346	-0.003237	-0.001557	0.031621	-0.060099	0.016109	-0.683624	4.103919	12.86668	0.001607	-0.32369	0.02569	100
NUM347	-0.002955	-0.001377	0.031621	-0.060099	0.01605	-0.728271	4.202198	14.86165	0.000593	-0.295476	0.025504	100
NUM348	-0.002855	-0.001377	0.031621	-0.060099	0.016004	-0.74883	4.266015	16.02408	0.000331	-0.285497	0.025357	100
NUM349	-0.003029	-0.001557	0.031621	-0.060099	0.016062	-0.715023	4.178863	14.31146	0.00078	-0.302887	0.025541	100
NUM350	-0.002999	-0.001557	0.031621	-0.060099	0.016078	-0.716841	4.16886	14.25699	0.000802	-0.299942	0.025592	100
NUM351	-0.003071	-0.001557	0.031621	-0.060099	0.016019	-0.720566	4.207005	14.72385	0.000635	-0.307124	0.025404	100
NUM352	-0.002865	-0.001557	0.031621	-0.060099	0.016175	-0.710918	4.120211	13.65204	0.001085	-0.286515	0.025903	100
NUM353	-0.002929	-0.001771	0.031621	-0.060099	0.016182	-0.698426	4.102311	13.19285	0.001365	-0.292902	0.025924	100
NUM354	-0.003203	-0.001871	0.031621	-0.060099	0.016265	-0.653962	3.990378	11.21464	0.003671	-0.320329	0.02619	100
NUM355	-0.003051	-0.001871	0.031621	-0.060099	0.016203	-0.683167	4.071401	12.56153	0.001872	-0.305099	0.02599	100
NUM356	-0.003391	-0.002003	0.031621	-0.060099	0.016219	-0.641506	4.003808	11.05729	0.003971	-0.339137	0.026042	100

Data	Mean	Median	Maximum	Minimum	Std. Dev.	Skewness	Kurtosis	Jarque-Bera	Probability	Sum	Sum Sq. Dev.	Observations
NUM357	-0.003462	-0.002003	0.031621	-0.060099	0.016166	-0.642253	4.037318	11.35826	0.003417	-0.346195	0.025872	100
NUM358	-0.00346	-0.002003	0.031621	-0.060099	0.016169	-0.641711	4.035916	11.33455	0.003457	-0.345966	0.025881	100
NUM359	-0.003231	-0.002003	0.034396	-0.060099	0.01654	-0.526957	3.986414	8.682272	0.013022	-0.323083	0.027084	100
NUM360	-0.002944	-0.002003	0.034396	-0.060099	0.0169	-0.453353	3.879944	6.651739	0.035941	-0.294437	0.028277	100
NUM361	-0.002881	-0.002003	0.034396	-0.060099	0.016916	-0.462437	3.87249	6.735966	0.034459	-0.288136	0.028331	100
NUM362	-0.002815	-0.002003	0.034396	-0.060099	0.016887	-0.474146	3.905473	7.163079	0.027833	-0.281547	0.028231	100
NUM363	-0.002474	-0.001834	0.034396	-0.060099	0.016659	-0.507016	4.08181	9.160724	0.010251	-0.247439	0.027474	100
NUM364	-0.002436	-0.001554	0.034396	-0.060099	0.016658	-0.514046	4.087394	9.330835	0.009415	-0.243579	0.027472	100
NUM365	-0.002366	-0.001554	0.034396	-0.060099	0.01668	-0.523223	4.07564	9.38355	0.00917	-0.236622	0.027543	100
NUM366	-0.00266	-0.001834	0.034396	-0.060099	0.016709	-0.481905	4.017586	8.185048	0.016697	-0.26597	0.027638	100
NUM367	-0.0025	-0.001834	0.034396	-0.060099	0.016532	-0.489133	4.148666	9.485156	0.008716	-0.249974	0.027057	100
NUM368	-0.002486	-0.001834	0.034396	-0.060099	0.016523	-0.491261	4.158471	9.61419	0.008172	-0.248632	0.027027	100
NUM369	-0.002519	-0.001834	0.034396	-0.060099	0.016508	-0.487861	4.168876	9.659608	0.007988	-0.251911	0.026978	100
NUM370	-0.001992	-0.001554	0.034396	-0.060099	0.015852	-0.401882	4.22496	8.944014	0.011424	-0.199209	0.024876	100
NUM371	-0.001852	-0.001554	0.034396	-0.060099	0.015784	-0.425886	4.305354	10.12278	0.006337	-0.185237	0.024664	100
NUM372	-0.00141	-0.001554	0.034396	-0.039876	0.014718	0.004547	3.193633	0.156569	0.924702	-0.140967	0.021447	100
NUM373	-0.001723	-0.001834	0.034396	-0.039876	0.014708	0.044238	3.201384	0.201598	0.904115	-0.172276	0.021417	100
NUM374	-0.001646	-0.001834	0.034396	-0.039876	0.014664	0.034565	3.234773	0.249573	0.882685	-0.16463	0.021287	100
NUM375	-0.001636	-0.001834	0.034396	-0.039876	0.014674	0.03426	3.228328	0.236787	0.888347	-0.163581	0.021316	100
NUM376	-0.001943	-0.002003	0.034396	-0.039876	0.014404	0.027093	3.334151	0.477472	0.787623	-0.194288	0.02054	100
NUM377	-0.002043	-0.002003	0.034396	-0.039876	0.014457	0.040884	3.292176	0.383554	0.825491	-0.204274	0.020692	100
NUM378	-0.002019	-0.002003	0.034396	-0.039876	0.01447	0.037314	3.281238	0.352767	0.838297	-0.201907	0.020729	100
NUM379	-0.002114	-0.002003	0.034396	-0.039876	0.014405	0.047827	3.331395	0.495716	0.780471	-0.211382	0.020544	100
NUM380	-0.001912	-0.002003	0.034396	-0.039876	0.014246	0.03999	3.429461	0.795141	0.671951	-0.191186	0.020093	100
NUM381	-0.001728	-0.001834	0.034396	-0.039876	0.014205	0.008732	3.463042	0.894639	0.63934	-0.172828	0.019975	100
NUM382	-0.00151	-0.001834	0.034396	-0.039876	0.013995	0.014879	3.581414	1.412197	0.493566	-0.151043	0.019389	100
NUM383	-0.000997	-0.001554	0.034396	-0.039876	0.013508	0.142664	3.44413	1.161099	0.559591	-0.099742	0.018064	100
NUM384	-0.00107	-0.001554	0.034396	-0.039876	0.013448	0.149657	3.495657	1.396937	0.497346	-0.10702	0.017904	100
NUM385	-0.000961	-0.00113	0.034396	-0.039876	0.01341	0.130716	3.527989	1.44633	0.485214	-0.096098	0.017802	100
NUM386	-0.000741	-0.00113	0.034396	-0.039876	0.013161	0.163518	3.640137	2.153034	0.34078	-0.074073	0.017148	100
NUM387	-0.000348	-0.000724	0.034396	-0.029033	0.012553	0.401552	3.377628	3.281578	0.193827	-0.034759	0.015601	100
NUM388	-0.000688	-0.00113	0.034396	-0.029033	0.012569	0.431066	3.415657	3.816844	0.148314	-0.068819	0.015639	100
NUM389	-0.00109	-0.001554	0.034396	-0.029033	0.012259	0.417017	3.492899	3.910672	0.141517	-0.10902	0.014879	100
NUM390	-0.001128	-0.001554	0.034396	-0.032816	0.012352	0.362453	3.570598	3.546125	0.169812	-0.112803	0.015104	100
NUM391	-0.001084	-0.001554	0.034396	-0.032816	0.012367	0.351688	3.548358	3.314306	0.190681	-0.108358	0.015142	100
NUM392	-0.001713	-0.001834	0.034396	-0.032816	0.012287	0.170685	3.522464	1.622923	0.444208	-0.171283	0.014946	100
NUM393	-0.002011	-0.002003	0.034396	-0.032816	0.012568	0.134168	3.433524	1.083111	0.581842	-0.201107	0.015637	100
NUM394	-0.00209	-0.002003	0.034396	-0.032816	0.012507	0.143508	3.491045	1.347932	0.509683	-0.209045	0.015486	100
NUM395	-0.002258	-0.002003	0.034396	-0.032816	0.012646	0.145272	3.396364	1.006332	0.604613	-0.22578	0.015833	100
NUM396	-0.002625	-0.002003	0.034396	-0.049314	0.013457	-0.22657	4.14164	6.28616	0.04315	-0.262542	0.017928	100
NUM397	-0.002431	-0.001834	0.034396	-0.049314	0.013551	-0.247455	4.062414	5.723579	0.057166	-0.243129	0.018178	100
NUM398	-0.002152	-0.001554	0.034396	-0.049314	0.013586	-0.284265	4.053077	5.967483	0.050603	-0.215172	0.018274	100
NUM399	-0.002192	-0.001554	0.034396	-0.049314	0.013605	-0.276089	4.029207	5.68403	0.058308	-0.219201	0.018324	100

Data	Mean	Median	Maximum	Minimum	Std. Dev.	Skewness	Kurtosis	Jarque-Bera	Probability	Sum	Sum Sq. Dev.	Observations
NUM400	-0.001957	-0.001554	0.034396	-0.049314	0.014024	-0.134824	4.024745	4.678386	0.096405	-0.195675	0.019471	100
NUM401	-0.002207	-0.001834	0.034396	-0.049314	0.013885	-0.115677	4.133748	5.57879	0.061458	-0.220652	0.019087	100
NUM402	-0.002305	-0.002003	0.034396	-0.049314	0.01389	-0.095226	4.125024	5.424799	0.066377	-0.230456	0.0191	100
NUM403	-0.002441	-0.002003	0.034396	-0.049314	0.01374	-0.1067	4.240139	6.597851	0.036923	-0.244125	0.01869	100
NUM404	-0.002574	-0.0023	0.034396	-0.049314	0.013678	-0.087318	4.305386	7.227214	0.026954	-0.257445	0.018522	100
NUM405	-0.002767	-0.00258	0.034396	-0.049314	0.013734	-0.054689	4.240792	6.464699	0.039465	-0.27671	0.018675	100
NUM406	-0.00255	-0.00258	0.034396	-0.049314	0.013958	-0.039929	4.082911	4.912803	0.085743	-0.255028	0.019289	100
NUM407	-0.003731	-0.00258	0.034396	-0.129818	0.018873	-2.939158	21.55662	1578.761	0	-0.373107	0.035262	100
NUM408	-0.003723	-0.00258	0.034396	-0.129818	0.018874	-2.939673	21.55461	1578.501	0	-0.372303	0.035268	100
NUM409	-0.004476	-0.00258	0.034396	-0.129818	0.020526	-2.794287	17.44113	999.0768	0	-0.447559	0.041711	100
NUM410	-0.004543	-0.00258	0.034396	-0.129818	0.020439	-2.837064	17.67436	1031.386	0	-0.454268	0.041357	100
NUM411	-0.004342	-0.00258	0.034396	-0.129818	0.020709	-2.702338	16.97981	936.0235	0	-0.434182	0.042458	100
NUM412	-0.004467	-0.002745	0.034396	-0.129818	0.020719	-2.681054	16.88319	922.8966	0	-0.446679	0.042497	100
NUM413	-0.004838	-0.002914	0.034396	-0.129818	0.020748	-2.630885	16.60358	886.4314	0	-0.483763	0.042616	100
NUM414	-0.005135	-0.003028	0.034396	-0.129818	0.02074	-2.598027	16.4763	869.2065	0	-0.513533	0.042584	100
NUM415	-0.00505	-0.002939	0.034396	-0.129818	0.020731	-2.613512	16.54758	878.5781	0	-0.504951	0.042548	100
NUM416	-0.005176	-0.003028	0.034396	-0.129818	0.020721	-2.599684	16.51609	873.8252	0	-0.517578	0.042506	100
NUM417	-0.005266	-0.003028	0.034396	-0.129818	0.020785	-2.56942	16.27585	844.3991	0	-0.526605	0.042769	100
NUM418	-0.005329	-0.003028	0.034396	-0.129818	0.020799	-2.555566	16.20062	834.9166	0	-0.532918	0.042827	100
NUM419	-0.005626	-0.003181	0.034396	-0.129818	0.020915	-2.484391	15.71579	776.5843	0	-0.56258	0.043307	100
NUM420	-0.00591	-0.00373	0.034396	-0.129818	0.021071	-2.407653	15.14801	711.505	0	-0.590957	0.043953	100
NUM421	-0.006102	-0.00434	0.034396	-0.129818	0.021117	-2.368017	14.93166	686.6435	0	-0.6102	0.044145	100
NUM422	-0.006206	-0.004587	0.034396	-0.129818	0.021128	-2.349792	14.85258	677.3743	0	-0.620596	0.044193	100
NUM423	-0.005968	-0.00434	0.034396	-0.129818	0.021247	-2.33202	14.63866	655.0482	0	-0.596837	0.044694	100
NUM424	-0.005736	-0.003633	0.034396	-0.129818	0.021254	-2.35944	14.72364	665.4644	0	-0.573566	0.044723	100
NUM425	-0.00521	-0.002995	0.034658	-0.129818	0.021597	-2.254022	14.15143	602.8205	0	-0.520961	0.046177	100
NUM426	-0.005347	-0.002995	0.034658	-0.129818	0.021497	-2.277422	14.34775	622.9915	0	-0.534697	0.045748	100
NUM427	-0.005409	-0.003633	0.034658	-0.129818	0.021491	-2.270704	14.33669	621.4369	0	-0.540873	0.045724	100
NUM428	-0.005424	-0.003633	0.034658	-0.129818	0.021499	-2.266496	14.30766	618.3804	0	-0.542405	0.04576	100
NUM429	-0.005527	-0.003633	0.034658	-0.129818	0.021546	-2.240807	14.14496	601.2289	0	-0.552661	0.045957	100
NUM430	-0.005481	-0.003633	0.034658	-0.129818	0.021558	-2.242786	14.13146	600.1237	0	-0.548108	0.04601	100
NUM431	-0.005435	-0.002995	0.034658	-0.129818	0.021564	-2.247351	14.13594	600.8811	0	-0.543488	0.046034	100
NUM432	-0.005325	-0.002881	0.034658	-0.129818	0.021578	-2.257445	14.14353	602.3441	0	-0.532532	0.046097	100
NUM433	-0.005641	-0.002995	0.034658	-0.129818	0.021629	-2.206711	13.88613	574.9422	0	-0.564107	0.046314	100
NUM434	-0.005551	-0.002881	0.034658	-0.129818	0.021646	-2.213401	13.87934	574.819	0	-0.555062	0.046388	100
NUM435	-0.005496	-0.002881	0.034658	-0.129818	0.021635	-2.224071	13.93028	580.2372	0	-0.549604	0.04634	100
NUM436	-0.005646	-0.002995	0.034658	-0.129818	0.02163	-2.205552	13.8813	574.4187	0	-0.564631	0.046318	100
NUM437	-0.005642	-0.002995	0.034658	-0.129818	0.021631	-2.205909	13.8814	574.4542	0	-0.564235	0.046321	100
NUM438	-0.00579	-0.002995	0.034658	-0.129818	0.02168	-2.173573	13.69907	555.6991	0	-0.579	0.04653	100
NUM439	-0.005899	-0.003633	0.034658	-0.129818	0.021675	-2.160067	13.66612	551.7901	0	-0.589882	0.046512	100
NUM440	-0.005359	-0.002995	0.037098	-0.129818	0.022068	-2.044319	13.06371	491.647	0	-0.535902	0.048211	100
NUM441	-0.004726	-0.002995	0.067751	-0.129818	0.023229	-1.519184	11.80285	361.341	0	-0.472558	0.05342	100
NUM442	-0.004692	-0.002995	0.067751	-0.129818	0.023236	-1.52202	11.79795	361.1255	0	-0.469206	0.053452	100

Data	Mean	Median	Maximum	Minimum	Std. Dev.	Skewness	Kurtosis	Jarque-Bera	Probability	Sum	Sum Sq. Dev.	Observations
NUM443	-0.004808	-0.003022	0.067751	-0.129818	0.023198	-1.516412	11.84417	364.239	0	-0.48079	0.053276	100
NUM444	-0.004765	-0.003022	0.067751	-0.129818	0.023228	-1.513245	11.79621	360.5538	0	-0.476507	0.053416	100
NUM445	-0.004757	-0.003022	0.067751	-0.129818	0.023228	-1.514301	11.79812	360.7473	0	-0.475674	0.053416	100
NUM446	-0.004663	-0.003022	0.067751	-0.129818	0.023151	-1.533279	11.97168	374.5617	0	-0.466335	0.053061	100
NUM447	-0.004913	-0.003529	0.067751	-0.129818	0.023151	-1.504077	11.90686	368.2544	0	-0.491254	0.053059	100
NUM448	-0.004898	-0.003477	0.067751	-0.129818	0.023151	-1.50587	11.91012	368.5864	0	-0.489846	0.05306	100
NUM449	-0.004875	-0.003477	0.067751	-0.129818	0.02314	-1.510338	11.9383	370.907	0	-0.487542	0.05301	100
NUM450	-0.004882	-0.003477	0.067751	-0.129818	0.023136	-1.510346	11.94343	371.2899	0	-0.488221	0.052994	100
NUM451	-0.004891	-0.003477	0.067751	-0.129818	0.023132	-1.510272	11.94981	371.7612	0	-0.489131	0.052974	100
NUM452	-0.005138	-0.003923	0.067751	-0.129818	0.023001	-1.515937	12.1455	386.8015	0	-0.513763	0.052376	100
NUM453	-0.005254	-0.003923	0.067751	-0.129818	0.023044	-1.494606	12.02598	376.682	0	-0.52543	0.052573	100
NUM454	-0.004986	-0.003477	0.067751	-0.129818	0.023008	-1.53226	12.17083	389.5643	0	-0.498572	0.052407	100
NUM455	-0.005028	-0.003923	0.067751	-0.129818	0.023006	-1.527001	12.16263	388.6695	0	-0.502831	0.052401	100
NUM456	-0.004801	-0.003477	0.067751	-0.129818	0.022959	-1.562631	12.32212	402.788	0	-0.480067	0.052186	100
NUM457	-0.004893	-0.003923	0.067751	-0.129818	0.022938	-1.555689	12.34305	404.0553	0	-0.489347	0.052088	100
NUM458	-0.004963	-0.003923	0.067751	-0.129818	0.022883	-1.563264	12.43601	411.7226	0	-0.496335	0.05184	100
NUM459	-0.005283	-0.003923	0.067751	-0.129818	0.022549	-1.644761	13.00115	461.8502	0	-0.528317	0.050335	100
NUM460	-0.005671	-0.004075	0.067751	-0.129818	0.022231	-1.711599	13.55621	513.1325	0	-0.567146	0.048929	100
NUM461	-0.005728	-0.004075	0.067751	-0.129818	0.022212	-1.709178	13.58456	515.4916	0	-0.572818	0.048845	100
NUM462	-0.005393	-0.003923	0.067751	-0.129818	0.022443	-1.672194	13.17639	478.0993	0	-0.539309	0.049865	100
NUM463	-0.005183	-0.003923	0.067751	-0.129818	0.022623	-1.638097	12.85243	449.1828	0	-0.518279	0.050669	100
NUM464	-0.005037	-0.003923	0.067751	-0.129818	0.022698	-1.635559	12.73077	439.1168	0	-0.503707	0.051005	100
NUM465	-0.004888	-0.003923	0.067751	-0.129818	0.022822	-1.614705	12.51622	420.7817	0	-0.488751	0.051562	100
NUM466	-0.004694	-0.003477	0.067751	-0.129818	0.022784	-1.645768	12.65275	433.3739	0	-0.469433	0.051394	100
NUM467	-0.004688	-0.003477	0.067751	-0.129818	0.022782	-1.646954	12.65923	433.961	0	-0.468813	0.051384	100
NUM468	-0.004624	-0.003477	0.067751	-0.129818	0.022768	-1.658164	12.71055	438.7201	0	-0.462387	0.051318	100
NUM469	-0.004788	-0.003923	0.067751	-0.129818	0.022769	-1.637108	12.65999	433.4829	0	-0.478796	0.051324	100
NUM470	-0.004985	-0.004075	0.067751	-0.129818	0.022776	-1.611111	12.58753	426.2639	0	-0.498529	0.051357	100
NUM471	-0.005077	-0.004178	0.067751	-0.129818	0.022785	-1.597474	12.54307	421.9908	0	-0.507688	0.051395	100
NUM472	-0.004969	-0.004178	0.067751	-0.129818	0.022759	-1.616132	12.63036	429.9644	0	-0.496918	0.051278	100
NUM473	-0.004793	-0.004075	0.067751	-0.129818	0.022735	-1.643012	12.73379	439.7693	0	-0.479314	0.05117	100
NUM474	-0.004939	-0.004075	0.067751	-0.129818	0.022791	-1.615121	12.56848	424.9594	0	-0.493872	0.051425	100
NUM475	-0.005197	-0.004178	0.067751	-0.129818	0.022736	-1.597864	12.61377	427.6549	0	-0.519683	0.051176	100
NUM476	-0.005002	-0.004075	0.067751	-0.129818	0.022825	-1.597917	12.47828	416.8797	0	-0.500216	0.051579	100
NUM477	-0.005018	-0.004075	0.067751	-0.129818	0.022833	-1.594768	12.45841	415.1447	0	-0.501784	0.051611	100
NUM478	-0.005077	-0.004075	0.067751	-0.129818	0.022809	-1.593237	12.49292	417.7881	0	-0.507674	0.051504	100
NUM479	-0.005062	-0.004075	0.067751	-0.129818	0.022815	-1.593699	12.4846	417.1546	0	-0.506186	0.051531	100
NUM480	-0.005145	-0.004178	0.067751	-0.129818	0.022823	-1.581276	12.44414	413.3061	0	-0.514509	0.051566	100
NUM481	-0.005259	-0.004429	0.067751	-0.129818	0.022804	-1.57079	12.45268	413.4282	0	-0.525884	0.051483	100
NUM482	-0.005203	-0.004425	0.067751	-0.129818	0.022814	-1.575979	12.44737	413.2822	0	-0.520264	0.051526	100
NUM483	-0.005407	-0.004868	0.067751	-0.129818	0.022754	-1.565272	12.51784	418.29	0	-0.540738	0.051258	100
NUM484	-0.00544	-0.004868	0.067751	-0.129818	0.02274	-1.564812	12.54046	420.0623	0	-0.544012	0.051192	100
NUM485	-0.005283	-0.004868	0.067751	-0.129818	0.02283	-1.559318	12.3926	408.1118	0	-0.528275	0.051601	100

Data	Mean	Median	Maximum	Minimum	Std. Dev.	Skewness	Kurtosis	Jarque-Bera	Probability	Sum	Sum Sq. Dev.	Observations
NUM486	-0.005274	-0.004617	0.067751	-0.129818	0.022831	-1.560349	12.39408	408.2816	0	-0.527433	0.051603	100
NUM487	-0.005177	-0.004617	0.067751	-0.129818	0.022871	-1.562349	12.33396	403.6942	0	-0.517728	0.051787	100
NUM488	-0.005088	-0.004617	0.067751	-0.129818	0.022838	-1.579269	12.43036	412.1165	0	-0.508786	0.051636	100
NUM489	-0.005045	-0.004617	0.067751	-0.129818	0.02283	-1.58645	12.46024	414.8473	0	-0.504474	0.051598	100
NUM490	-0.004723	-0.004075	0.067751	-0.129818	0.02266	-1.646329	12.90642	454.0778	0	-0.472284	0.050836	100
NUM491	-0.004753	-0.004075	0.067751	-0.129818	0.022649	-1.645447	12.92356	455.4462	0	-0.475267	0.050785	100
NUM492	-0.004299	-0.003923	0.067751	-0.129818	0.022566	-1.701876	13.23525	484.7747	0	-0.429903	0.050413	100
NUM493	-0.003949	-0.003853	0.067751	-0.129818	0.02246	-1.759362	13.58214	518.1795	0	-0.394905	0.049942	100
NUM494	-0.004032	-0.003923	0.067751	-0.129818	0.022448	-1.751467	13.58599	518.0574	0	-0.403246	0.049886	100
NUM495	-0.003764	-0.003853	0.067751	-0.129818	0.022404	-1.792575	13.77413	537.2296	0	-0.376373	0.049694	100
NUM496	-0.003282	-0.003398	0.067751	-0.129818	0.021928	-1.887206	14.98465	657.825	0	-0.328211	0.047603	100
NUM497	-0.003503	-0.003853	0.067751	-0.129818	0.021867	-1.87733	15.07148	665.9092	0	-0.350329	0.047339	100
NUM498	-0.003475	-0.003853	0.067751	-0.129818	0.021891	-1.872412	15.01948	660.3821	0	-0.347546	0.047441	100
NUM499	-0.003525	-0.003853	0.067751	-0.129818	0.021912	-1.8615	14.94575	652.34	0	-0.352474	0.047532	100
NUM500	-0.003776	-0.003853	0.067751	-0.129818	0.021618	-1.954657	15.58898	724.0216	0	-0.377586	0.046269	100
NUM501	-0.003853	-0.003853	0.067751	-0.129818	0.021643	-1.938475	15.49057	712.6875	0	-0.385267	0.046375	100
NUM502	-0.003796	-0.003398	0.067751	-0.129818	0.02164	-1.947134	15.52006	716.3215	0	-0.379616	0.046361	100
NUM503	-0.003888	-0.003587	0.067751	-0.129818	0.021618	-1.94113	15.54882	718.9367	0	-0.388756	0.046268	100
NUM504	-0.003795	-0.003587	0.067751	-0.129818	0.021643	-1.946415	15.51308	715.5469	0	-0.379498	0.046372	100
NUM505	-0.003557	-0.003151	0.067751	-0.129818	0.021635	-1.978243	15.62119	728.9512	0	-0.355671	0.04634	100
NUM506	-0.003896	-0.003587	0.067751	-0.129818	0.02149	-1.989208	15.8974	759.0444	0	-0.389607	0.045722	100
NUM507	-0.002542	-0.003151	0.067751	-0.084536	0.017341	-0.133186	9.133939	157.0673	0	-0.254217	0.029772	100
NUM508	-0.002587	-0.003587	0.067751	-0.084536	0.01734	-0.125432	9.135756	157.1268	0	-0.258727	0.029767	100
NUM509	-0.001673	-0.003151	0.067751	-0.031349	0.015261	1.209571	6.431932	73.46002	0	-0.16734	0.023057	100
NUM510	-0.001885	-0.003151	0.067751	-0.031349	0.015124	1.26072	6.705172	83.69148	0	-0.188514	0.022645	100
NUM511	-0.00215	-0.003151	0.067751	-0.031349	0.014734	1.284886	7.215323	101.5528	0	-0.214984	0.021492	100
NUM512	-0.002127	-0.003151	0.067751	-0.031349	0.01472	1.285637	7.233505	102.2251	0	-0.212682	0.021451	100
NUM513	-0.001938	-0.003151	0.067751	-0.031349	0.014546	1.331306	7.45439	112.2129	0	-0.193816	0.020948	100
NUM514	-0.001645	-0.002933	0.067751	-0.031349	0.014487	1.309975	7.451638	111.1718	0	-0.164531	0.020778	100
NUM515	-0.001569	-0.002804	0.067751	-0.031349	0.0145	1.291342	7.397017	108.3501	0	-0.156897	0.020816	100
NUM516	-0.001419	-0.002442	0.067751	-0.031349	0.014492	1.265288	7.360165	105.8952	0	-0.141932	0.020792	100
NUM517	-0.001175	-0.00222	0.067751	-0.031349	0.014308	1.304566	7.588843	116.1044	0	-0.117477	0.020267	100
NUM518	-0.000947	-0.001691	0.067751	-0.031349	0.014298	1.269436	7.524799	112.1653	0	-0.094661	0.02024	100
NUM519	-0.000637	-0.001165	0.067751	-0.031349	0.014031	1.353171	7.843453	128.2638	0	-0.063723	0.019489	100
NUM520	-0.000196	-0.000889	0.067751	-0.024705	0.013746	1.464739	8.072687	142.975	0	-0.019571	0.018707	100
NUM521	-7.74E-05	-0.000889	0.067751	-0.024705	0.013619	1.511647	8.275364	154.0407	0	-0.007736	0.018362	100
NUM522	6.77E-05	-0.000576	0.067751	-0.024705	0.01355	1.512908	8.369579	158.2831	0	0.00677	0.018176	100
NUM523	-5.85E-05	-0.000576	0.067751	-0.024705	0.013455	1.555575	8.643678	173.0432	0	-0.005846	0.017924	100
NUM524	4.70E-05	-0.000576	0.067751	-0.024705	0.013547	1.519564	8.387979	159.4442	0	0.004696	0.01817	100
NUM525	-0.00032	-0.000889	0.067751	-0.024705	0.01309	1.581424	9.29893	207.0005	0	-0.031987	0.016963	100
NUM526	-0.000355	-0.000889	0.067751	-0.024705	0.013084	1.59125	9.331787	209.2493	0	-0.035479	0.016948	100
NUM527	-0.000346	-0.000889	0.067751	-0.024705	0.01308	1.591043	9.338088	209.5709	0	-0.034636	0.016938	100
NUM528	-1.68E-05	-0.000576	0.067751	-0.024705	0.013042	1.570883	9.269046	204.8818	0	-0.001676	0.016838	100

Data	Mean	Median	Maximum	Minimum	Std. Dev.	Skewness	Kurtosis	Jarque-Bera	Probability	Sum	Sum Sq. Dev.	Observations
NUM529	0.000435	-0.000268	0.067751	-0.024705	0.013119	1.546722	8.909244	185.369	0	0.043522	0.017039	100
NUM530	0.000797	-0.000268	0.067751	-0.024705	0.013667	1.51261	8.031569	143.6194	0	0.079704	0.018493	100
NUM531	0.000909	9.20E-05	0.067751	-0.024705	0.013702	1.480404	7.904672	136.7591	0	0.090858	0.018587	100
NUM532	0.001008	9.20E-05	0.067751	-0.024705	0.013753	1.448966	7.7519	129.0774	0	0.100777	0.018725	100
NUM533	0.001174	9.20E-05	0.067751	-0.020915	0.013538	1.548593	8.048282	146.1572	0	0.11738	0.018144	100
NUM534	0.001207	9.20E-05	0.067751	-0.020915	0.013547	1.538651	8.012297	144.1371	0	0.120743	0.018167	100
NUM535	0.001338	0.000349	0.067751	-0.020915	0.013528	1.518619	7.9951	142.3993	0	0.133825	0.018118	100
NUM536	0.001323	0.000349	0.067751	-0.020915	0.013545	1.512536	7.968632	140.9932	0	0.132292	0.018162	100
NUM537	0.001205	0.000349	0.067751	-0.020915	0.013627	1.49714	7.846145	135.2118	0	0.120527	0.018383	100
NUM538	0.001465	0.000668	0.067751	-0.020915	0.013461	1.535976	8.052575	145.6892	0	0.14649	0.01794	100
NUM539	0.001469	0.000668	0.067751	-0.020915	0.013458	1.537034	8.05875	146.0035	0	0.146917	0.01793	100
NUM540	0.000953	0.000349	0.067751	-0.020915	0.013061	1.575894	8.781631	180.6709	0	0.095324	0.016888	100
NUM541	0.000509	0.000349	0.038801	-0.020915	0.011419	0.519916	3.306534	4.896729	0.086435	0.050915	0.012908	100
NUM542	0.000721	0.000349	0.038801	-0.020915	0.011633	0.50794	3.166835	4.416025	0.109919	0.072061	0.013398	100
NUM543	0.000809	0.000668	0.038801	-0.020915	0.011638	0.485599	3.146279	4.019265	0.134038	0.080881	0.01341	100
NUM544	0.00095	0.000668	0.038801	-0.020915	0.011878	0.526507	3.129476	4.690003	0.095847	0.094973	0.013968	100
NUM545	0.000798	0.000668	0.038801	-0.020915	0.012038	0.497038	3.070229	4.138002	0.126312	0.079755	0.014347	100
NUM546	0.001126	0.000844	0.038801	-0.020915	0.011939	0.486268	3.051482	3.95199	0.138623	0.112625	0.014112	100
NUM547	0.00156	0.000973	0.038801	-0.020915	0.012054	0.490672	2.993648	4.012812	0.134471	0.155989	0.014384	100
NUM548	0.001755	0.001264	0.038801	-0.020915	0.012122	0.450661	2.913921	3.415794	0.181247	0.175455	0.014548	100
NUM549	0.002039	0.001599	0.038801	-0.020915	0.012067	0.421299	2.89948	3.000309	0.223096	0.203886	0.014416	100
NUM550	0.002179	0.001599	0.038801	-0.020915	0.012198	0.407005	2.809084	2.912752	0.233079	0.217856	0.014729	100
NUM551	0.002293	0.001599	0.038801	-0.020915	0.012282	0.388073	2.738534	2.794867	0.247231	0.229268	0.014935	100
NUM552	0.002029	0.001599	0.038801	-0.031573	0.01272	0.222388	2.907796	0.859701	0.650606	0.202887	0.016019	100
NUM553	0.001854	0.001599	0.038801	-0.036885	0.013131	0.022357	3.275173	0.323832	0.850513	0.185437	0.017069	100
NUM554	0.00209	0.001599	0.038801	-0.036885	0.013401	0.050376	3.180435	0.177949	0.914869	0.209004	0.017779	100
NUM555	0.00224	0.002079	0.038801	-0.036885	0.013389	0.020479	3.188539	0.155102	0.92538	0.22399	0.017748	100
NUM556	0.00248	0.002405	0.038801	-0.036885	0.013595	0.018975	3.088842	0.038888	0.980744	0.248006	0.018296	100
NUM557	0.002674	0.002478	0.038801	-0.036885	0.013637	-0.014617	3.057661	0.017414	0.991331	0.267362	0.01841	100
NUM558	0.002788	0.002478	0.038801	-0.036885	0.01374	-0.017456	2.99641	0.005132	0.997437	0.278814	0.018691	100
NUM559	0.002575	0.00247	0.038801	-0.036885	0.01391	-0.009018	2.910866	0.034459	0.982918	0.257528	0.019156	100
NUM560	0.002653	0.00247	0.038801	-0.036885	0.013879	-0.022864	2.935281	0.026165	0.987003	0.265298	0.01907	100
NUM561	0.002713	0.002766	0.038801	-0.036885	0.013875	-0.035642	2.938934	0.03671	0.981812	0.271285	0.01906	100
NUM562	0.0026	0.002766	0.038801	-0.036885	0.013725	-0.056785	2.983192	0.054919	0.972914	0.25997	0.01865	100
NUM563	0.002565	0.002766	0.038801	-0.036885	0.013674	-0.066307	2.994612	0.073398	0.963966	0.256529	0.018512	100
NUM564	0.002457	0.002686	0.038801	-0.036885	0.013628	-0.04848	3.028928	0.042659	0.978896	0.245674	0.018387	100
NUM565	0.002162	0.00247	0.038801	-0.036885	0.013538	-0.015674	3.07301	0.026305	0.986934	0.216178	0.018145	100
NUM566	0.002213	0.002686	0.038801	-0.036885	0.013542	-0.026886	3.070322	0.032653	0.983806	0.221304	0.018154	100
NUM567	0.002835	0.00291	0.05011	-0.036885	0.014286	0.238548	3.704592	3.016957	0.221246	0.283538	0.020204	100
NUM568	0.002917	0.00291	0.05011	-0.036885	0.014254	0.225727	3.72977	3.068223	0.215647	0.291732	0.020116	100
NUM569	0.003199	0.003351	0.05011	-0.036885	0.014214	0.188752	3.74455	2.903606	0.234148	0.319937	0.020001	100
NUM570	0.003762	0.004077	0.05011	-0.036885	0.014573	0.253558	3.760609	3.482047	0.175341	0.376237	0.021023	100
NUM571	0.003708	0.004077	0.05011	-0.036885	0.014641	0.243623	3.724059	3.173623	0.204577	0.370779	0.021222	100

Data	Mean	Median	Maximum	Minimum	Std. Dev.	Skewness	Kurtosis	Jarque-Bera	Probability	Sum	Sum Sq. Dev.	Observations
NUM572	0.003874	0.004585	0.05011	-0.036885	0.014635	0.213436	3.719359	2.915405	0.23277	0.387402	0.021204	100
NUM573	0.003691	0.004585	0.05011	-0.036885	0.014787	0.213826	3.622623	2.377273	0.304636	0.369072	0.021647	100
NUM574	0.003665	0.004585	0.05011	-0.036885	0.014833	0.200912	3.617586	2.261983	0.322713	0.366486	0.021781	100
NUM575	0.003805	0.004585	0.05011	-0.036885	0.014738	0.191079	3.686295	2.571023	0.276509	0.380541	0.021504	100
NUM576	0.003367	0.004077	0.05011	-0.036885	0.015051	0.159384	3.625786	2.055087	0.357885	0.336721	0.022426	100
NUM577	0.003713	0.004585	0.05011	-0.036885	0.014995	0.12433	3.646596	1.99966	0.367942	0.371301	0.022259	100
NUM578	0.003497	0.004585	0.05011	-0.036885	0.015187	0.121485	3.537014	1.447575	0.484912	0.349723	0.022833	100
NUM579	0.003001	0.00422	0.05011	-0.045149	0.015946	-0.089481	3.776398	2.645087	0.266457	0.300131	0.025174	100
NUM580	0.003587	0.004769	0.05011	-0.045149	0.016478	0.013638	3.821905	2.817796	0.244412	0.358678	0.026881	100
NUM581	0.003992	0.005002	0.05011	-0.045149	0.016707	-3.17E-05	3.713945	2.123822	0.345794	0.39923	0.027633	100
NUM582	0.004019	0.005002	0.05011	-0.045149	0.016705	-0.004897	3.715722	2.13481	0.3439	0.401946	0.027627	100
NUM583	0.004123	0.005002	0.05011	-0.045149	0.016655	-0.018918	3.75654	2.390766	0.302588	0.412321	0.027463	100
NUM584	0.004167	0.005384	0.05011	-0.045149	0.016658	-0.026671	3.754398	2.383177	0.303738	0.416651	0.027472	100
NUM585	0.004026	0.005002	0.05011	-0.045149	0.016621	-0.004625	3.785466	2.57101	0.276511	0.4026	0.027349	100
NUM586	0.003932	0.005002	0.05011	-0.045149	0.016692	0.00225	3.732255	2.234238	0.327221	0.393209	0.027584	100
NUM587	0.003828	0.004769	0.05011	-0.045149	0.016691	0.020357	3.732989	2.245544	0.325377	0.38285	0.027582	100
NUM588	0.003639	0.004769	0.05011	-0.045149	0.016945	-0.01004	3.637655	1.695864	0.4283	0.363932	0.028427	100
NUM589	0.0041	0.005002	0.05011	-0.045149	0.017271	-0.001301	3.542107	1.224526	0.542123	0.41002	0.029529	100
NUM590	0.004171	0.005384	0.05011	-0.045149	0.017265	-0.013357	3.546372	1.246818	0.536114	0.417056	0.029511	100
NUM591	0.004097	0.005384	0.05011	-0.045149	0.017289	-0.002003	3.528096	1.162091	0.559313	0.409735	0.02959	100
NUM592	0.003779	0.005002	0.05011	-0.045149	0.017397	0.031083	3.466119	0.92138	0.630848	0.377851	0.029962	100
NUM593	0.003826	0.005002	0.05011	-0.045149	0.017411	0.023596	3.454777	0.871039	0.646929	0.382592	0.030011	100
NUM594	0.004013	0.005384	0.05011	-0.045149	0.017417	-0.00558	3.449816	0.843578	0.655872	0.401265	0.030033	100
NUM595	0.003974	0.005002	0.05011	-0.045149	0.017417	0.001098	3.449843	0.843183	0.656002	0.397392	0.030033	100
NUM596	0.00396	0.005002	0.05011	-0.045149	0.017422	0.003273	3.44618	0.829665	0.660451	0.395973	0.030049	100
NUM597	0.004221	0.005384	0.05011	-0.045149	0.017429	-0.033335	3.442202	0.83328	0.659258	0.422112	0.030075	100
NUM598	0.004064	0.005002	0.05011	-0.045149	0.017391	-0.009668	3.469389	0.919584	0.631415	0.406365	0.029943	100
NUM599	0.00438	0.005384	0.05011	-0.045149	0.017324	-0.047156	3.51163	1.127751	0.569	0.437998	0.029713	100
NUM600	0.004472	0.005384	0.05011	-0.045149	0.017374	-0.057872	3.477159	1.00449	0.605171	0.447229	0.029882	100
NUM601	0.004616	0.005384	0.05011	-0.045149	0.017274	-0.07051	3.545167	1.321226	0.516535	0.461562	0.02954	100
NUM602	0.004828	0.005601	0.05011	-0.045149	0.01732	-0.100467	3.516284	1.278847	0.527596	0.482842	0.029698	100
NUM603	0.004856	0.005601	0.05011	-0.045149	0.017309	-0.104706	3.525436	1.333068	0.513485	0.485601	0.02966	100
NUM604	0.005024	0.005601	0.05011	-0.045149	0.017405	-0.120209	3.464799	1.140998	0.565243	0.502375	0.029991	100
NUM605	0.004943	0.005384	0.05011	-0.045149	0.017412	-0.106366	3.457211	1.059571	0.588731	0.494253	0.030015	100
NUM606	0.004873	0.005384	0.05011	-0.045149	0.017493	-0.108947	3.417116	0.922766	0.630411	0.487269	0.030294	100
NUM607	0.00492	0.005413	0.05011	-0.045149	0.017501	-0.116713	3.411849	0.933781	0.626949	0.492049	0.030323	100
NUM608	0.004793	0.005413	0.05011	-0.045149	0.017615	-0.110765	3.344931	0.70022	0.704611	0.479305	0.030718	100
NUM609	0.004803	0.005413	0.05011	-0.045149	0.017616	-0.112428	3.344071	0.703936	0.703302	0.480315	0.030723	100
NUM610	0.004776	0.005413	0.05011	-0.045149	0.01763	-0.108716	3.333859	0.661409	0.718418	0.47761	0.03077	100
NUM611	0.004748	0.005002	0.05011	-0.045149	0.017629	-0.103899	3.333599	0.643619	0.724836	0.47478	0.030768	100
NUM612	0.004854	0.005002	0.05011	-0.045149	0.017572	-0.117372	3.375115	0.815899	0.665012	0.485414	0.030568	100
NUM613	0.004749	0.005002	0.05011	-0.045149	0.017668	-0.112969	3.319431	0.637853	0.726929	0.474925	0.030903	100
NUM614	0.004913	0.005002	0.05011	-0.045149	0.017792	-0.120554	3.253753	0.510514	0.774718	0.491293	0.031338	100

Data	Mean	Median	Maximum	Minimum	Std. Dev.	Skewness	Kurtosis	Jarque-Bera	Probability	Sum	Sum Sq. Dev.	Observations
NUM615	0.004822	0.005002	0.05011	-0.045149	0.017816	-0.106099	3.234519	0.416781	0.81189	0.482193	0.031424	100
NUM616	0.004559	0.004482	0.05011	-0.045149	0.018003	-0.089033	3.139304	0.212971	0.898988	0.455928	0.032087	100
NUM617	0.00425	0.004482	0.05011	-0.045149	0.018342	-0.105716	3.04514	0.194754	0.907214	0.424959	0.033307	100
NUM618	0.004388	0.004482	0.05011	-0.045149	0.018436	-0.115298	2.999122	0.221565	0.895133	0.438764	0.033648	100
NUM619	0.004398	0.004482	0.05011	-0.045149	0.018435	-0.117079	2.999902	0.228458	0.892053	0.43985	0.033645	100
NUM620	0.004473	0.004482	0.05011	-0.045149	0.018484	-0.122837	2.975125	0.254061	0.880707	0.447269	0.033824	100
NUM621	0.004545	0.004482	0.05011	-0.045149	0.018446	-0.132065	2.999361	0.290687	0.864725	0.454536	0.033684	100
NUM622	0.004559	0.004482	0.05011	-0.045149	0.018443	-0.134352	3.001267	0.300847	0.860344	0.455943	0.033675	100
NUM623	0.004534	0.004482	0.05011	-0.045149	0.018446	-0.13014	2.998589	0.282282	0.868367	0.453367	0.033686	100
NUM624	0.004798	0.004482	0.05011	-0.045149	0.018811	-0.078714	2.958968	0.110281	0.946352	0.47979	0.035033	100
NUM625	0.004411	0.004482	0.05011	-0.045149	0.019343	-0.143713	2.944835	0.356905	0.836564	0.441125	0.03704	100
NUM626	0.004363	0.004482	0.05011	-0.045149	0.01936	-0.136768	2.933431	0.330222	0.847799	0.436273	0.037107	100
NUM627	0.004335	0.004482	0.05011	-0.045149	0.019377	-0.13363	2.923925	0.321729	0.851407	0.433508	0.037169	100
NUM628	0.004369	0.004482	0.05011	-0.045149	0.019398	-0.136336	2.913892	0.340686	0.843375	0.436858	0.037251	100
NUM629	0.004031	0.003925	0.05011	-0.045149	0.019328	-0.100714	2.936014	0.186115	0.911141	0.40311	0.036984	100
NUM630	0.003802	0.003925	0.05011	-0.045149	0.019045	-0.128323	2.995262	0.274539	0.871735	0.38021	0.03591	100
NUM631	0.003928	0.003925	0.05011	-0.045149	0.019133	-0.136259	2.954977	0.317888	0.853044	0.392846	0.036241	100
NUM632	0.003805	0.003662	0.05011	-0.045149	0.019114	-0.118286	2.962675	0.239	0.887364	0.380502	0.036171	100
NUM633	0.003975	0.003925	0.05011	-0.045149	0.019083	-0.143002	2.985433	0.341709	0.842944	0.397451	0.036051	100
NUM634	0.003876	0.003662	0.05011	-0.045149	0.019096	-0.127777	2.97476	0.274771	0.871634	0.387597	0.0361	100
NUM635	0.003654	0.003229	0.05011	-0.045149	0.019201	-0.102581	2.917133	0.203993	0.903033	0.365379	0.036498	100
NUM636	0.00382	0.003229	0.05011	-0.045149	0.019119	-0.122226	2.963874	0.254424	0.880547	0.381978	0.036188	100
NUM637	0.004021	0.003662	0.05011	-0.045149	0.019035	-0.147316	3.014147	0.362535	0.834212	0.402065	0.035871	100
NUM638	0.003975	0.003229	0.05011	-0.045149	0.019036	-0.14008	3.011978	0.327637	0.848896	0.397488	0.035876	100
NUM639	0.00395	0.003229	0.05011	-0.045149	0.019056	-0.13826	3.00141	0.318608	0.852737	0.395024	0.035951	100
NUM640	0.004	0.003229	0.05011	-0.045149	0.019014	-0.141399	3.023057	0.335445	0.845588	0.399983	0.035793	100
NUM641	0.003682	0.002765	0.05011	-0.045149	0.018953	-0.105838	3.044078	0.194791	0.907197	0.368175	0.035564	100
NUM642	0.00369	0.002765	0.05011	-0.045149	0.018962	-0.105608	3.040724	0.192795	0.908103	0.368993	0.035596	100
NUM643	0.003622	0.00247	0.05011	-0.045149	0.018966	-0.094839	3.036478	0.155453	0.925217	0.362161	0.035612	100
NUM644	0.003377	0.00247	0.05011	-0.045149	0.018809	-0.079477	3.106459	0.152499	0.926585	0.33773	0.035025	100
NUM645	0.003515	0.00247	0.05011	-0.045149	0.018692	-0.086381	3.165925	0.239076	0.88733	0.351502	0.034591	100
NUM646	0.003588	0.00247	0.05011	-0.045149	0.018747	-0.090642	3.137434	0.215633	0.897792	0.35879	0.034793	100
NUM647	0.003374	0.00247	0.05011	-0.045149	0.018608	-0.076101	3.205568	0.272598	0.872581	0.337379	0.034281	100
NUM648	0.003048	0.002161	0.05011	-0.045149	0.018677	-0.03865	3.166556	0.140484	0.932168	0.304816	0.034535	100
NUM649	0.002897	0.001837	0.05011	-0.045149	0.01865	-0.016452	3.182732	0.14364	0.930699	0.289698	0.034436	100
NUM650	0.002655	0.00152	0.05011	-0.045149	0.018579	0.013834	3.223746	0.211783	0.899522	0.265474	0.034174	100
NUM651	0.002498	0.001414	0.05011	-0.045149	0.018523	0.0348	3.259903	0.30164	0.860002	0.2498	0.033969	100
NUM652	0.002814	0.001414	0.05011	-0.045149	0.018203	0.05092	3.364868	0.597918	0.74159	0.281367	0.032804	100
NUM653	0.00325	0.00152	0.05011	-0.045149	0.01776	0.09421	3.446191	0.977451	0.613408	0.325019	0.031225	100
NUM654	0.003055	0.00152	0.05011	-0.045149	0.017582	0.099807	3.545619	1.406442	0.494988	0.305507	0.030605	100
NUM655	0.002934	0.001414	0.05011	-0.045149	0.017585	0.119616	3.546632	1.483494	0.476281	0.293443	0.030614	100
NUM656	0.002554	0.001329	0.05011	-0.045149	0.017497	0.157749	3.605549	1.942621	0.378587	0.255408	0.030308	100
NUM657	0.002419	0.001329	0.05011	-0.045149	0.017451	0.178487	3.646431	2.2721	0.321085	0.241909	0.030148	100

Data	Mean	Median	Maximum	Minimum	Std. Dev.	Skewness	Kurtosis	Jarque-Bera	Probability	Sum	Sum Sq. Dev.	Observations
NUM658	0.002078	0.001239	0.05011	-0.045149	0.017422	0.21904	3.679407	2.722952	0.256282	0.207755	0.030051	100
NUM659	0.002081	0.001239	0.05011	-0.045149	0.017418	0.219457	3.681369	2.737121	0.254473	0.208099	0.030036	100
NUM660	0.002151	0.001329	0.05011	-0.045149	0.017428	0.207381	3.669926	2.586784	0.274339	0.215099	0.03007	100
NUM661	0.00215	0.001329	0.05011	-0.045149	0.017428	0.207474	3.670019	2.587953	0.274178	0.215046	0.030069	100
NUM662	0.001798	0.001239	0.05011	-0.045149	0.01752	0.239844	3.634394	2.635654	0.267716	0.179779	0.030387	100
NUM663	0.001133	0.001168	0.05011	-0.045615	0.018042	0.134538	3.716961	2.443478	0.294717	0.11326	0.032226	100
NUM664	0.001208	0.001168	0.05011	-0.045615	0.018065	0.122821	3.696769	2.274281	0.320735	0.120777	0.032308	100
NUM665	0.001464	0.001239	0.05011	-0.045615	0.018109	0.087859	3.659747	1.942265	0.378654	0.146363	0.032467	100
NUM666	0.001478	0.001239	0.05011	-0.045615	0.018114	0.085518	3.656259	1.916369	0.383589	0.147845	0.032482	100
NUM667	0.000761	0.001168	0.047141	-0.045615	0.01758	-0.02125	3.5397	1.221178	0.543031	0.076148	0.030598	100
NUM668	0.000924	0.001168	0.047141	-0.045615	0.017663	-0.039513	3.483958	1.001919	0.605949	0.092364	0.030885	100
NUM669	0.000734	0.001018	0.047141	-0.045615	0.01761	-0.012934	3.519981	1.129373	0.568538	0.073412	0.030702	100
NUM670	0.000475	0.001018	0.047141	-0.045615	0.017202	-0.090368	3.566176	1.471754	0.479085	0.047518	0.029296	100
NUM671	0.000611	0.001018	0.047141	-0.045615	0.017115	-0.104733	3.630869	1.841134	0.398293	0.061097	0.029	100
NUM672	0.000334	0.0008	0.047141	-0.045615	0.01716	-0.067308	3.594369	1.547484	0.461284	0.033374	0.029153	100
NUM673	0.00062	0.001018	0.047141	-0.045615	0.017099	-0.104482	3.641238	1.895218	0.387667	0.062003	0.028945	100
NUM674	0.000786	0.001018	0.047141	-0.045615	0.016942	-0.108523	3.739931	2.477526	0.289742	0.078591	0.028417	100
NUM675	0.000722	0.000919	0.047141	-0.045615	0.016954	-0.097399	3.728216	2.367687	0.3061	0.072169	0.028457	100
NUM676	0.000902	0.000919	0.047141	-0.045615	0.016731	-0.081114	3.836743	3.026903	0.220149	0.090193	0.027712	100
NUM677	0.000776	0.000919	0.047141	-0.045615	0.016645	-0.071197	3.901599	3.471489	0.176269	0.077641	0.027428	100
NUM678	0.000927	0.000919	0.047141	-0.045615	0.016518	-0.079196	3.99721	4.247982	0.119554	0.092687	0.027013	100
NUM679	0.001314	0.000919	0.047141	-0.045615	0.015868	0.084621	3.956652	3.932607	0.139973	0.131395	0.024929	100
NUM680	0.001076	0.000919	0.043359	-0.045615	0.015343	-0.100159	3.750066	2.511361	0.284882	0.107551	0.023306	100
NUM681	0.000742	0.000622	0.043359	-0.045615	0.014993	-0.141474	3.878183	3.546939	0.169743	0.074223	0.022255	100
NUM682	0.000497	0.000494	0.043359	-0.045615	0.015137	-0.116293	3.762621	2.6487	0.265976	0.049701	0.022683	100
NUM683	0.000358	0.000229	0.043359	-0.045615	0.015193	-0.093802	3.70921	2.242391	0.32589	0.035768	0.022851	100
NUM684	-9.05E-06	3.42E-06	0.043359	-0.045615	0.015463	-0.09038	3.583052	1.552598	0.460106	-0.000905	0.023672	100
NUM685	-9.44E-05	-0.00012	0.043359	-0.045615	0.015479	-0.074467	3.567419	1.433942	0.488229	-0.009438	0.023719	100
NUM686	0.000283	3.42E-06	0.043359	-0.045615	0.015614	-0.099765	3.508804	1.244561	0.536719	0.028264	0.024136	100
NUM687	0.000287	3.42E-06	0.043359	-0.045615	0.015614	-0.100594	3.509235	1.249153	0.535488	0.028692	0.024135	100
NUM688	0.00061	0.000229	0.043359	-0.045615	0.015353	-0.105187	3.641083	1.896851	0.387351	0.061037	0.023336	100
NUM689	0.000238	0.000229	0.043359	-0.045615	0.01486	-0.213667	3.675983	2.664861	0.263835	0.023809	0.02186	100
NUM690	7.22E-06	3.42E-06	0.043359	-0.045615	0.014942	-0.17901	3.599587	2.032013	0.362038	0.000722	0.022103	100
NUM691	1.40E-05	3.42E-06	0.043359	-0.045615	0.01494	-0.180328	3.601898	2.051472	0.358533	0.001402	0.022097	100
NUM692	0.000207	0.000229	0.043359	-0.045615	0.014831	-0.205853	3.696858	2.729636	0.255427	0.020688	0.021777	100
NUM693	0.000106	0.000229	0.043359	-0.045615	0.014789	-0.191526	3.730701	2.836054	0.242191	0.010642	0.021652	100
NUM694	7.50E-05	0.000229	0.043359	-0.045615	0.014763	-0.190555	3.750586	2.952595	0.228482	0.007505	0.021576	100
NUM695	-2.43E-05	3.42E-06	0.043359	-0.045615	0.014782	-0.171112	3.726493	2.687122	0.260915	-0.002433	0.021634	100
NUM696	-2.01E-05	3.42E-06	0.043359	-0.045615	0.014782	-0.171985	3.727375	2.697456	0.25957	-0.002006	0.021632	100
NUM697	-7.43E-05	3.42E-06	0.043359	-0.045615	0.014726	-0.174536	3.765065	2.946566	0.229172	-0.007426	0.021469	100
NUM698	-0.000278	-0.00012	0.043359	-0.045615	0.014859	-0.152731	3.655157	2.177241	0.336681	-0.027771	0.021858	100
NUM699	-0.000623	-0.000398	0.043359	-0.045615	0.014868	-0.114279	3.637093	1.908856	0.385032	-0.062263	0.021885	100
NUM700	-0.000789	-0.000398	0.043359	-0.045615	0.014748	-0.104087	3.724416	2.367143	0.306183	-0.078901	0.021533	100

Data	Mean	Median	Maximum	Minimum	Std. Dev.	Skewness	Kurtosis	Jarque-Bera	Probability	Sum	Sum Sq. Dev.	Observations
NUM701	-0.000772	-0.000284	0.043359	-0.045615	0.01475	-0.107587	3.723209	2.372211	0.305408	-0.077153	0.021538	100
NUM702	-0.000893	-0.000284	0.043359	-0.045615	0.014634	-0.109011	3.804273	2.893287	0.235359	-0.089274	0.021202	100
NUM703	-0.000722	3.42E-06	0.043359	-0.045615	0.014737	-0.125048	3.72414	2.445527	0.294415	-0.072235	0.0215	100
NUM704	-0.000865	3.42E-06	0.043359	-0.045615	0.014571	-0.141686	3.818318	3.124766	0.209636	-0.086509	0.02102	100
NUM705	-0.000927	3.42E-06	0.043359	-0.045615	0.014583	-0.129235	3.803943	2.971378	0.226346	-0.092686	0.021054	100
NUM706	-0.000587	0.000278	0.043359	-0.045615	0.014564	-0.167744	3.830902	3.345625	0.187718	-0.058717	0.020998	100
NUM707	-0.000705	3.42E-06	0.043359	-0.045615	0.014522	-0.149168	3.866688	3.500634	0.173719	-0.070454	0.020877	100
NUM708	-0.000501	0.000278	0.043359	-0.045615	0.014433	-0.179602	3.954607	4.334597	0.114486	-0.050115	0.020624	100
NUM709	-0.000446	0.000278	0.043359	-0.045615	0.014477	-0.182507	3.917934	4.065995	0.130942	-0.044553	0.020748	100
NUM710	-0.000347	0.000622	0.043359	-0.045615	0.014476	-0.202207	3.92345	4.234627	0.120355	-0.034717	0.020747	100
NUM711	-0.000172	0.000622	0.043359	-0.045615	0.014631	-0.199627	3.816908	3.444759	0.178641	-0.017176	0.021194	100
NUM712	-0.000211	0.000278	0.043359	-0.045615	0.014634	-0.191592	3.811892	3.358326	0.18653	-0.021064	0.021202	100
NUM713	6.20E-05	0.00084	0.043359	-0.045615	0.014583	-0.231633	3.868642	4.038138	0.132779	0.0062	0.021054	100
NUM714	-0.00028	0.000278	0.043359	-0.045615	0.01436	-0.234525	3.975449	4.881288	0.087105	-0.027953	0.020416	100
NUM715	-0.000279	0.000278	0.043359	-0.045615	0.01436	-0.2347	3.975764	4.885214	0.086934	-0.027869	0.020415	100
NUM716	-3.97E-05	0.00084	0.043359	-0.045615	0.014209	-0.261101	4.117169	6.336507	0.042077	-0.003965	0.019987	100
NUM717	0.000221	0.00084	0.043359	-0.045615	0.013874	-0.22712	4.298104	7.880868	0.01944	0.022106	0.019057	100
NUM718	-4.98E-05	0.000278	0.043359	-0.045615	0.013677	-0.228027	4.444486	9.560517	0.008394	-0.004975	0.018519	100
NUM719	-7.24E-05	0.000278	0.043359	-0.045615	0.013673	-0.223428	4.448494	9.574226	0.008336	-0.007242	0.018508	100
NUM720	-0.000102	0.000278	0.043359	-0.045615	0.013632	-0.231485	4.476806	9.980405	0.006804	-0.010176	0.018397	100
NUM721	-0.000303	0.000278	0.043359	-0.045615	0.0138	-0.217633	4.30882	7.926941	0.018997	-0.030267	0.018854	100
NUM722	-0.000338	3.42E-06	0.043359	-0.045615	0.013798	-0.209989	4.309109	7.875617	0.019491	-0.03384	0.018848	100
NUM723	-0.000127	3.42E-06	0.043359	-0.045615	0.013982	-0.204411	4.168033	6.380986	0.041152	-0.012687	0.019354	100
NUM724	-0.000694	-0.000397	0.024476	-0.045615	0.013335	-0.469259	3.802002	6.350096	0.041792	-0.069384	0.017605	100
NUM725	-0.000231	3.42E-06	0.024476	-0.045615	0.012722	-0.333463	3.634268	3.529522	0.171228	-0.023113	0.016023	100
NUM726	-0.000105	0.000278	0.024476	-0.045615	0.012738	-0.359101	3.630773	3.807033	0.149044	-0.010462	0.016064	100
NUM727	0.000151	0.000871	0.024476	-0.045615	0.012827	-0.384337	3.592295	3.923631	0.140603	0.015134	0.016287	100
NUM728	-6.36E-05	0.000278	0.024476	-0.045615	0.012702	-0.373731	3.667512	4.18446	0.123412	-0.006358	0.015972	100
NUM729	-0.000142	0.000278	0.024476	-0.045615	0.01278	-0.367141	3.595323	3.723243	0.15542	-0.014248	0.01617	100
NUM730	-0.000484	3.42E-06	0.024476	-0.045615	0.012803	-0.333356	3.545188	3.090562	0.213252	-0.048364	0.016228	100
NUM731	-0.000612	3.42E-06	0.024476	-0.045615	0.012625	-0.377965	3.610773	3.935311	0.139784	-0.061232	0.015781	100
NUM732	-0.000677	-0.000397	0.024476	-0.045615	0.012636	-0.362317	3.591327	3.644835	0.161635	-0.067712	0.015807	100
NUM733	-0.000872	-0.000881	0.024476	-0.045615	0.012638	-0.324908	3.567867	3.103064	0.211923	-0.087244	0.015813	100
NUM734	-0.000676	-0.000397	0.024476	-0.045615	0.012749	-0.338753	3.497276	2.942907	0.229592	-0.06763	0.016091	100
NUM735	-0.000529	-0.000397	0.024476	-0.045615	0.012651	-0.362716	3.598879	3.687118	0.158253	-0.05288	0.015846	100
NUM736	-0.000485	-0.000397	0.024476	-0.045615	0.012671	-0.369538	3.583601	3.695104	0.157623	-0.048452	0.015894	100
NUM737	-0.000524	-0.000397	0.024476	-0.045615	0.012656	-0.362819	3.59471	3.667633	0.159802	-0.05236	0.015858	100
NUM738	-0.000551	-0.000881	0.024476	-0.045615	0.012655	-0.356371	3.59247	3.579261	0.167022	-0.055108	0.015856	100
NUM739	-0.000489	-0.000881	0.024476	-0.045615	0.012611	-0.367392	3.642404	3.96913	0.13744	-0.048866	0.015745	100
NUM740	-0.000392	-0.000397	0.024476	-0.045615	0.012578	-0.389609	3.689751	4.512237	0.104756	-0.039233	0.015663	100
NUM741	-0.000253	3.42E-06	0.024476	-0.045615	0.012565	-0.420499	3.722133	5.119812	0.077312	-0.025334	0.01563	100
NUM742	-0.000536	-0.000397	0.024476	-0.045615	0.012339	-0.448647	3.815831	6.127984	0.046701	-0.053569	0.015073	100
NUM743	-0.000772	-0.000397	0.024476	-0.045615	0.012571	-0.438675	3.643031	4.930138	0.085003	-0.07718	0.015646	100

Data	Mean	Median	Maximum	Minimum	Std. Dev.	Skewness	Kurtosis	Jarque-Bera	Probability	Sum	Sum Sq. Dev.	Observations
NUM744	-0.000808	-0.000537	0.024476	-0.045615	0.012565	-0.431091	3.645629	4.834135	0.089183	-0.080776	0.015629	100
NUM745	-0.000664	-0.000146	0.024476	-0.045615	0.012593	-0.457316	3.636054	5.171316	0.075346	-0.066415	0.015701	100
NUM746	-0.000888	-0.000537	0.024476	-0.045615	0.0124	-0.479613	3.73459	6.082234	0.047781	-0.088793	0.015222	100
NUM747	-0.000911	-0.000537	0.024476	-0.045615	0.012391	-0.475691	3.740859	6.058335	0.048356	-0.091124	0.015201	100
NUM748	-0.000736	-0.000146	0.024476	-0.045615	0.012285	-0.508362	3.869673	7.458586	0.02401	-0.073629	0.014942	100
NUM749	-0.000671	3.42E-06	0.024476	-0.045615	0.0123	-0.521479	3.863245	7.637315	0.021957	-0.067082	0.014977	100
NUM750	-0.000484	5.52E-05	0.024476	-0.045615	0.012391	-0.535741	3.805959	7.490174	0.023634	-0.048411	0.0152	100
NUM751	-0.00047	5.52E-05	0.024476	-0.045615	0.012394	-0.538713	3.804946	7.536609	0.023091	-0.046975	0.015208	100
NUM752	-0.000402	0.000312	0.024476	-0.045615	0.012415	-0.5504	3.792376	7.665082	0.021655	-0.040223	0.015259	100
NUM753	-0.000417	0.000312	0.024476	-0.045615	0.012407	-0.548785	3.798621	7.676901	0.021527	-0.041726	0.01524	100
NUM754	-0.000474	0.000312	0.024476	-0.045615	0.012375	-0.543805	3.823991	7.757747	0.020674	-0.047375	0.015162	100
NUM755	-0.000257	0.000932	0.024476	-0.045615	0.012512	-0.544138	3.746494	7.256651	0.026561	-0.025702	0.015499	100
NUM756	-0.000126	0.001079	0.024476	-0.045615	0.012454	-0.574417	3.832167	8.384674	0.015111	-0.012622	0.015355	100
NUM757	-2.19E-05	0.001079	0.024476	-0.045615	0.012513	-0.582011	3.788971	8.23927	0.01625	-0.002185	0.0155	100
NUM758	-4.51E-05	0.001079	0.024476	-0.045615	0.01254	-0.580252	3.763693	8.041644	0.017938	-0.00451	0.015568	100
NUM759	0.000136	0.001079	0.024476	-0.045615	0.0124	-0.610571	3.920378	9.742843	0.007662	0.013632	0.015223	100
NUM760	0.000204	0.001079	0.024476	-0.045615	0.012462	-0.604168	3.87441	9.269452	0.009709	0.020367	0.015374	100
NUM761	0.000197	0.001079	0.024476	-0.045615	0.012459	-0.603012	3.875931	9.257294	0.009768	0.019664	0.015368	100
NUM762	0.000598	0.001348	0.024476	-0.045615	0.012444	-0.617169	3.961483	10.20016	0.006096	0.059844	0.01533	100
NUM763	0.001054	0.001348	0.024476	-0.029353	0.011536	-0.241052	2.76489	1.198755	0.549153	0.105375	0.013174	100
NUM764	0.001047	0.001348	0.024476	-0.029353	0.01153	-0.240669	2.76848	1.1887	0.551921	0.10466	0.013161	100
NUM765	0.000774	0.001079	0.024476	-0.029353	0.011465	-0.21086	2.77632	0.949506	0.622039	0.077407	0.013013	100
NUM766	0.000965	0.001079	0.026219	-0.029353	0.011728	-0.14404	2.768669	0.568769	0.752477	0.096515	0.013617	100
NUM767	0.001322	0.001348	0.026219	-0.029353	0.011577	-0.152821	2.799152	0.557321	0.756797	0.132229	0.013268	100
NUM768	0.001035	0.001079	0.026219	-0.029353	0.01152	-0.121832	2.809298	0.398914	0.819176	0.103526	0.013138	100
NUM769	0.00125	0.001348	0.026219	-0.029353	0.011627	-0.143908	2.757196	0.590801	0.744234	0.124979	0.013384	100
NUM770	0.001052	0.001079	0.026219	-0.029353	0.011562	-0.112764	2.791827	0.392496	0.821808	0.105204	0.013235	100
NUM771	0.001099	0.00123	0.026219	-0.029353	0.011553	-0.124629	2.80261	0.421219	0.81009	0.109892	0.013213	100
NUM772	0.001216	0.00123	0.026219	-0.029353	0.011435	-0.125702	2.872307	0.331288	0.847348	0.121621	0.012945	100
NUM773	0.000987	0.000972	0.026219	-0.029353	0.011464	-0.085853	2.845288	0.22258	0.894679	0.098655	0.01301	100
NUM774	0.001286	0.00123	0.026219	-0.029353	0.011645	-0.087393	2.806183	0.283812	0.867703	0.128602	0.013425	100
NUM775	0.001398	0.001348	0.026219	-0.029353	0.011633	-0.114192	2.82082	0.351103	0.838994	0.139837	0.013397	100
NUM776	0.00153	0.001411	0.026219	-0.029353	0.011567	-0.138354	2.878021	0.381028	0.826534	0.152957	0.013247	100
NUM777	0.001331	0.001348	0.026219	-0.029353	0.011662	-0.108084	2.808285	0.347847	0.840361	0.133122	0.013464	100
NUM778	0.001565	0.001411	0.026219	-0.029353	0.011759	-0.134875	2.764819	0.533646	0.765809	0.156496	0.013688	100
NUM779	0.001692	0.001488	0.026219	-0.029353	0.01174	-0.164314	2.786981	0.639056	0.726492	0.169217	0.013645	100
NUM780	0.001543	0.001488	0.026219	-0.029353	0.011556	-0.197716	2.834002	0.766339	0.681697	0.154289	0.01322	100
NUM781	0.001534	0.001488	0.026219	-0.029353	0.011557	-0.195392	2.831914	0.754019	0.68591	0.153402	0.013224	100
NUM782	0.001748	0.001488	0.026219	-0.029353	0.011344	-0.190329	2.921634	0.629343	0.730029	0.174756	0.01274	100
NUM783	0.001927	0.001529	0.026219	-0.029353	0.011257	-0.22164	2.999163	0.81874	0.664069	0.192684	0.012545	100
NUM784	0.002147	0.001529	0.026219	-0.024584	0.010847	-0.071858	2.782645	0.282907	0.868095	0.214746	0.011647	100
NUM785	0.002373	0.001591	0.026219	-0.024584	0.010888	-0.108669	2.765279	0.426373	0.808005	0.237341	0.011735	100
NUM786	0.002129	0.001529	0.026219	-0.024584	0.010658	-0.137409	2.80656	0.4706	0.790334	0.212931	0.011246	100

Data	Mean	Median	Maximum	Minimum	Std. Dev.	Skewness	Kurtosis	Jarque-Bera	Probability	Sum	Sum Sq. Dev.	Observations
NUM787	0.002045	0.001529	0.026219	-0.024584	0.010714	-0.12338	2.756533	0.500696	0.77853	0.204529	0.011365	100
NUM788	0.001831	0.001488	0.026219	-0.024584	0.010882	-0.11418	2.677707	0.650087	0.722496	0.183108	0.011724	100
NUM789	0.001322	0.001411	0.026219	-0.049251	0.012022	-0.735875	4.988242	25.49646	0.000003	0.132219	0.014307	100
NUM790	0.001401	0.001411	0.026219	-0.049251	0.011928	-0.744685	5.119399	27.95865	0.000001	0.140142	0.014084	100
NUM791	0.001106	0.001411	0.026219	-0.049251	0.012423	-0.816285	4.921719	26.49288	0.000002	0.110648	0.015278	100
NUM792	0.001492	0.001437	0.040001	-0.049251	0.013018	-0.527942	4.95279	20.5345	0.000035	0.149187	0.016776	100
NUM793	0.001434	0.001437	0.040001	-0.049251	0.013031	-0.513969	4.923705	19.82208	0.00005	0.143442	0.016811	100
NUM794	0.0014	0.001437	0.040001	-0.049251	0.013011	-0.511203	4.946426	20.1412	0.000042	0.140044	0.016759	100
NUM795	0.001514	0.001529	0.040001	-0.049251	0.012979	-0.537666	5.011323	21.674	0.00002	0.151403	0.016677	100
NUM796	0.001358	0.001529	0.040001	-0.049251	0.013116	-0.516982	4.826461	18.35434	0.000103	0.135811	0.017031	100
NUM797	0.001297	0.001529	0.040001	-0.049251	0.013079	-0.512659	4.866758	18.90025	0.000079	0.129718	0.016936	100
NUM798	0.001151	0.001529	0.040001	-0.049251	0.013397	-0.598072	4.852497	20.26045	0.00004	0.11509	0.017768	100
NUM799	0.001148	0.001529	0.040001	-0.049251	0.013401	-0.598221	4.848732	20.20536	0.000041	0.114816	0.017778	100
NUM800	0.00071	0.001437	0.040001	-0.049251	0.014088	-0.719104	4.798316	22.09328	0.000016	0.070958	0.019648	100
NUM801	0.000493	0.001242	0.040001	-0.049251	0.01424	-0.682163	4.599437	18.41494	0.0001	0.049335	0.020076	100
NUM802	-8.68E-05	0.001054	0.040001	-0.051061	0.015128	-0.855782	4.845516	26.39743	0.000002	-0.00868	0.022658	100
NUM803	0.000312	0.001054	0.056357	-0.051061	0.016066	-0.360271	5.384474	25.85374	0.000002	0.031219	0.025555	100
NUM804	0.000281	0.001054	0.056357	-0.051061	0.016052	-0.356435	5.399697	26.11137	0.000002	0.028056	0.02551	100
NUM805	0.000579	0.001242	0.056357	-0.051061	0.016197	-0.373314	5.27459	23.88005	0.000007	0.057888	0.025972	100
NUM806	0.000268	0.001054	0.056357	-0.051061	0.016209	-0.332716	5.235176	22.66171	0.000012	0.02676	0.026009	100
NUM807	0.000256	0.001054	0.056357	-0.051061	0.01621	-0.330497	5.232143	22.58074	0.000012	0.025597	0.026014	100
NUM808	0.000467	0.001054	0.056357	-0.051061	0.016387	-0.326104	5.073953	19.6944	0.000053	0.046706	0.026586	100
NUM809	0.000369	0.001054	0.056357	-0.051061	0.016338	-0.315928	5.123307	20.44864	0.000036	0.036891	0.026427	100
NUM810	5.87E-05	0.000904	0.056357	-0.051061	0.016552	-0.291053	4.910449	16.61943	0.000246	0.005875	0.027124	100
NUM811	-7.02E-05	0.000904	0.056357	-0.051061	0.016435	-0.294062	5.014476	18.35	0.000104	-0.007024	0.026742	100
NUM812	0.000153	0.001054	0.056357	-0.051061	0.016543	-0.313099	4.919002	16.97789	0.000206	0.01526	0.027095	100
NUM813	0.000217	0.001054	0.056357	-0.051061	0.016598	-0.313268	4.869372	16.19625	0.000304	0.021695	0.027274	100
NUM814	0.000353	0.001242	0.056357	-0.051061	0.016587	-0.337027	4.892671	16.81897	0.000223	0.035264	0.027237	100
NUM815	0.000495	0.001768	0.056357	-0.051061	0.016607	-0.35939	4.881387	16.90109	0.000214	0.049459	0.027305	100
NUM816	0.000418	0.001242	0.056357	-0.051061	0.016614	-0.345456	4.867126	16.51467	0.000259	0.041823	0.027327	100
NUM817	0.000539	0.001768	0.056357	-0.051061	0.016621	-0.36599	4.870189	16.80585	0.000224	0.053946	0.027348	100
NUM818	0.000694	0.002235	0.056357	-0.051061	0.016654	-0.388334	4.847369	16.73328	0.000232	0.069355	0.027458	100
NUM819	0.000777	0.002355	0.056357	-0.051061	0.016678	-0.400111	4.828076	16.59257	0.000249	0.077682	0.027538	100
NUM820	0.000699	0.002355	0.056357	-0.051061	0.016618	-0.398804	4.881154	17.39549	0.000167	0.069891	0.02734	100
NUM821	0.000879	0.002355	0.056357	-0.051061	0.016471	-0.417455	5.041223	20.26528	0.00004	0.087861	0.026859	100
NUM822	0.000865	0.002355	0.056357	-0.051061	0.016474	-0.414855	5.036903	20.15579	0.000042	0.086497	0.026866	100
NUM823	0.000523	0.002235	0.056357	-0.051061	0.016379	-0.386654	5.093021	20.74476	0.000031	0.052295	0.026559	100
NUM824	0.0007	0.002355	0.056357	-0.051061	0.016323	-0.416944	5.175199	22.6119	0.000012	0.069974	0.026378	100
NUM825	0.000653	0.002235	0.056357	-0.051061	0.016316	-0.409166	5.179794	22.5882	0.000012	0.06531	0.026354	100
NUM826	0.000317	0.00165	0.056357	-0.051061	0.016512	-0.375957	4.971691	18.55391	0.000094	0.03173	0.026991	100
NUM827	0.000319	0.00165	0.056357	-0.051061	0.016514	-0.375805	4.970051	18.52507	0.000095	0.031915	0.026998	100
NUM828	0.000129	0.00165	0.056357	-0.051061	0.016666	-0.356813	4.809101	15.75878	0.000378	0.012858	0.027498	100
NUM829	0.000361	0.002235	0.056357	-0.051061	0.016592	-0.392804	4.905941	17.70745	0.000143	0.036099	0.027254	100

Data	Mean	Median	Maximum	Minimum	Std. Dev.	Skewness	Kurtosis	Jarque-Bera	Probability	Sum	Sum Sq. Dev.	Observations
NUM830	0.000529	0.002235	0.056357	-0.051061	0.016487	-0.416657	5.032524	20.10652	0.000043	0.052933	0.026909	100
NUM831	0.000436	0.00165	0.056357	-0.051061	0.016457	-0.404064	5.05865	20.37963	0.000038	0.043618	0.026811	100
NUM832	0.000421	0.00165	0.056357	-0.051061	0.016463	-0.401314	5.049275	20.18226	0.000041	0.042094	0.026833	100
NUM833	0.000749	0.002235	0.056357	-0.051061	0.016566	-0.427734	4.984598	19.46023	0.000059	0.07489	0.02717	100
NUM834	0.000538	0.00165	0.056357	-0.051061	0.016503	-0.402833	5.032768	19.92185	0.000047	0.053817	0.026961	100
NUM835	0.000601	0.002235	0.056357	-0.051061	0.016506	-0.413771	5.034305	20.09676	0.000043	0.06006	0.026974	100
NUM836	0.000514	0.00165	0.056357	-0.051061	0.016495	-0.399539	5.040054	20.00144	0.000045	0.051428	0.026935	100
NUM837	0.000598	0.001708	0.056357	-0.051061	0.016524	-0.410378	5.013635	19.70152	0.000053	0.059769	0.027031	100
NUM838	0.000529	0.001708	0.056357	-0.051061	0.016547	-0.397832	4.979976	18.97245	0.000076	0.052948	0.027107	100
NUM839	0.000557	0.001708	0.056357	-0.051061	0.016538	-0.402889	4.993209	19.259	0.000066	0.055665	0.027077	100
NUM840	0.000493	0.001708	0.056357	-0.051061	0.016552	-0.390939	4.970329	18.72304	0.000086	0.049276	0.027124	100
NUM841	0.00049	0.001708	0.056357	-0.051061	0.016551	-0.390532	4.971029	18.72924	0.000086	0.048997	0.027121	100
NUM842	0.000623	0.002355	0.056357	-0.051061	0.016563	-0.412357	4.970628	19.0147	0.000074	0.062255	0.027159	100
NUM843	0.000808	0.002355	0.056357	-0.051061	0.016381	-0.424144	5.157302	22.38978	0.000014	0.080821	0.026564	100
NUM844	0.00095	0.002565	0.056357	-0.051061	0.016432	-0.441041	5.111753	21.8232	0.000018	0.094984	0.026731	100
NUM845	0.000747	0.002355	0.056357	-0.051061	0.016458	-0.407175	5.061325	20.46761	0.000036	0.074667	0.026815	100
NUM846	0.000751	0.002355	0.056357	-0.051061	0.016457	-0.408032	5.062387	20.4975	0.000035	0.07512	0.026814	100
NUM847	0.000918	0.002504	0.056357	-0.051061	0.016556	-0.417191	4.97147	19.09537	0.000071	0.091786	0.027144	100
NUM848	0.000967	0.00311	0.056357	-0.051061	0.016565	-0.425473	4.969197	19.17435	0.000069	0.096704	0.027164	100
NUM849	0.000978	0.00311	0.056357	-0.051061	0.016568	-0.427007	4.96663	19.15405	0.000069	0.09777	0.027174	100
NUM850	0.000836	0.002504	0.056357	-0.051061	0.016509	-0.411568	5.017725	19.78653	0.000051	0.083605	0.026983	100
NUM851	0.000681	0.001708	0.056357	-0.051061	0.016564	-0.384922	4.941114	18.16909	0.000113	0.068091	0.027163	100
NUM852	0.000597	0.001103	0.056357	-0.051061	0.016555	-0.370817	4.94487	18.05225	0.00012	0.059683	0.027131	100
NUM853	0.000703	0.001103	0.056357	-0.051061	0.016619	-0.378123	4.885476	17.19553	0.000185	0.070322	0.027343	100
NUM854	0.000703	0.001103	0.056357	-0.051061	0.016619	-0.378086	4.885502	17.19548	0.000185	0.0703	0.027342	100
NUM855	0.000611	0.001103	0.056357	-0.051061	0.016546	-0.377157	4.951307	18.23578	0.00011	0.061091	0.027103	100
NUM856	0.00057	0.001103	0.056357	-0.051061	0.016551	-0.369441	4.942043	17.98949	0.000124	0.056955	0.027118	100
NUM857	0.000398	0.001034	0.056357	-0.051061	0.016518	-0.344158	4.963199	18.03303	0.000121	0.039806	0.027013	100
NUM858	0.000537	0.001034	0.056357	-0.051061	0.01644	-0.365117	5.061661	19.93203	0.000047	0.053736	0.026756	100
NUM859	0.00056	0.001103	0.056357	-0.051061	0.01644	-0.369248	5.063358	20.01176	0.000045	0.056003	0.026757	100
NUM860	0.000382	0.001034	0.056357	-0.051061	0.016381	-0.34705	5.114535	20.63764	0.000033	0.038156	0.026567	100
NUM861	0.00043	0.001034	0.056357	-0.051061	0.0164	-0.353536	5.096635	20.39929	0.000037	0.043037	0.026626	100
NUM862	0.000192	0.000951	0.056357	-0.051061	0.016285	-0.334698	5.19931	22.02106	0.000017	0.019172	0.026255	100
NUM863	0.000227	0.001034	0.056357	-0.051061	0.016288	-0.340994	5.198113	22.07005	0.000016	0.022727	0.026266	100
NUM864	0.000218	0.001034	0.056357	-0.051061	0.016283	-0.340114	5.203575	22.16022	0.000015	0.02179	0.026249	100
NUM865	0.000246	0.001034	0.056357	-0.051061	0.016266	-0.344684	5.224345	22.59558	0.000012	0.024573	0.0262	100
NUM866	5.65E-05	0.001034	0.056357	-0.051061	0.016072	-0.363957	5.397039	26.14855	0.000002	0.005646	0.025571	100
NUM867	-1.14E-05	0.001034	0.056357	-0.051061	0.016026	-0.360229	5.447081	27.1136	0.000001	-0.001144	0.025426	100
NUM868	-5.07E-05	0.001034	0.056357	-0.051061	0.016058	-0.355528	5.405847	26.22375	0.000002	-0.005073	0.025527	100
NUM869	-0.000192	0.001034	0.056357	-0.051061	0.015962	-0.348954	5.507671	28.23119	0.000001	-0.019168	0.025225	100
NUM870	-0.000153	0.001034	0.056357	-0.051061	0.015955	-0.356496	5.520702	28.59291	0.000001	-0.015277	0.025203	100
NUM871	-0.000129	0.001034	0.056357	-0.051061	0.015959	-0.36064	5.517748	28.58043	0.000001	-0.01289	0.025215	100
NUM872	-0.000238	0.001034	0.056357	-0.051061	0.016026	-0.344089	5.424567	26.46715	0.000002	-0.023818	0.025427	100

Data	Mean	Median	Maximum	Minimum	Std. Dev.	Skewness	Kurtosis	Jarque-Bera	Probability	Sum	Sum Sq. Dev.	Observations
NUM873	-0.000116	0.001034	0.056357	-0.051061	0.015984	-0.366113	5.49075	28.08329	0.000001	-0.011562	0.025292	100
NUM874	-0.000287	0.001034	0.056357	-0.051061	0.015824	-0.375902	5.652032	31.66035	0	-0.028684	0.02479	100
NUM875	-0.000382	0.000951	0.056357	-0.051061	0.015816	-0.358907	5.653984	31.49537	0	-0.03824	0.024765	100
NUM876	-2.98E-05	0.000951	0.056357	-0.051061	0.016263	-0.266661	5.380028	24.78737	0.000004	-0.002976	0.026185	100
NUM877	0.00019	0.001034	0.056357	-0.051061	0.016221	-0.301883	5.446233	26.45246	0.000002	0.018982	0.02605	100
NUM878	0.000406	0.001034	0.056357	-0.051061	0.016599	-0.198379	5.284717	22.40562	0.000014	0.040563	0.027277	100
NUM879	0.000267	0.000951	0.056357	-0.051061	0.016607	-0.174548	5.26845	21.94889	0.000017	0.026737	0.027304	100
NUM880	0.000234	0.000951	0.056357	-0.051061	0.016594	-0.169815	5.283244	22.20229	0.000015	0.023384	0.027261	100
NUM881	0.000175	0.000951	0.056357	-0.051061	0.016608	-0.159504	5.263123	21.76455	0.000019	0.017536	0.027308	100
NUM882	9.71E-05	0.000747	0.056357	-0.051061	0.016623	-0.145655	5.242124	21.29993	0.000024	0.00971	0.027356	100
NUM883	0.000202	0.000747	0.056357	-0.051061	0.016689	-0.154632	5.170777	20.03299	0.000045	0.020186	0.027575	100
NUM884	0.000406	0.001	0.056357	-0.051061	0.016722	-0.184972	5.142092	19.68923	0.000053	0.040639	0.027682	100
NUM885	0.00033	0.001	0.056357	-0.051061	0.016669	-0.179503	5.197226	20.65287	0.000033	0.032969	0.027509	100
NUM886	0.000463	0.001481	0.056357	-0.051061	0.016721	-0.197073	5.143407	19.78977	0.00005	0.046339	0.027679	100
NUM887	0.00066	0.002675	0.056357	-0.051061	0.016722	-0.228359	5.152417	20.17287	0.000042	0.065995	0.027682	100
NUM888	0.000858	0.003067	0.056357	-0.051061	0.016626	-0.255775	5.270454	22.56935	0.000013	0.085805	0.027365	100
NUM889	0.00153	0.003488	0.056357	-0.051061	0.015923	-0.08952	5.281133	21.8151	0.000018	0.153023	0.025101	100
NUM890	0.002107	0.003507	0.056357	-0.051061	0.016578	0.055353	5.159762	19.48677	0.000059	0.210703	0.027208	100
NUM891	0.00245	0.003507	0.056357	-0.051061	0.016179	0.106081	5.43037	24.7988	0.000004	0.244957	0.025915	100
NUM892	0.002017	0.003488	0.056357	-0.051061	0.015737	0.059835	5.737684	31.28847	0	0.201651	0.024519	100
NUM893	0.002056	0.003488	0.056357	-0.051061	0.015726	0.05303	5.753411	31.63551	0	0.205609	0.024483	100
NUM894	0.002015	0.003338	0.056357	-0.051061	0.015718	0.060604	5.766291	31.94608	0	0.201511	0.024457	100
NUM895	0.001961	0.002933	0.056357	-0.051061	0.015722	0.070735	5.761233	31.85176	0	0.196118	0.02447	100

Output Eviews JAKTRAD

Data	Mean	Median	Maximum	Minimum	Std. Dev.	Skewness	Kurtosis	Jarque-Bera	Probability	Sum	Sum Sq. Dev.	Observations
NUM101	0.00275	0.002335	0.032855	-0.027009	0.011578	0.033789	3.322003	0.451053	0.798096	0.27498	0.013272	100
NUM102	0.002982	0.002519	0.032855	-0.027009	0.011462	0.009463	3.404355	0.682754	0.710791	0.298241	0.013007	100
NUM103	0.002988	0.002519	0.032855	-0.027009	0.011459	0.00847	3.408026	0.694884	0.706493	0.298824	0.012999	100
NUM104	0.002909	0.002335	0.032855	-0.027009	0.011451	0.028375	3.417577	0.739963	0.690747	0.290877	0.012981	100
NUM105	0.003228	0.002519	0.032855	-0.027009	0.011533	0.00416	3.376363	0.590494	0.744348	0.322813	0.013168	100
NUM106	0.003173	0.002519	0.032855	-0.027009	0.011551	0.016808	3.356529	0.534345	0.765541	0.317263	0.013209	100
NUM107	0.003407	0.002693	0.032855	-0.027009	0.011435	-0.008079	3.441235	0.812288	0.666214	0.340719	0.012944	100
NUM108	0.003386	0.002693	0.032855	-0.027009	0.011443	-0.003412	3.431451	0.775818	0.678474	0.338607	0.012964	100
NUM109	0.003261	0.002519	0.032855	-0.027009	0.011445	0.026203	3.429694	0.780763	0.676799	0.326104	0.012968	100
NUM110	0.003206	0.002519	0.032855	-0.027009	0.011419	0.037373	3.459279	0.902182	0.636933	0.320609	0.012909	100
NUM111	0.003189	0.002284	0.032855	-0.027009	0.011421	0.041646	3.456643	0.897752	0.638345	0.318944	0.012915	100
NUM112	0.00312	0.001937	0.032855	-0.027009	0.01143	0.059008	3.448263	0.895282	0.639134	0.312013	0.012933	100
NUM113	0.00294	0.001937	0.032855	-0.027009	0.011197	0.019949	3.549968	1.266903	0.530757	0.294049	0.012413	100
NUM114	0.002781	0.001487	0.032855	-0.027009	0.011163	0.053878	3.589589	1.496775	0.473129	0.278121	0.012336	100
NUM115	0.002957	0.001937	0.032855	-0.027009	0.011086	0.026036	3.664307	1.850066	0.396518	0.295671	0.012167	100
NUM116	0.002939	0.001491	0.032855	-0.027009	0.011089	0.030762	3.66037	1.832808	0.399955	0.293866	0.012174	100
NUM117	0.003037	0.002284	0.032855	-0.027009	0.011116	0.007673	3.627741	1.642894	0.439795	0.303656	0.012232	100
NUM118	0.003168	0.002284	0.032855	-0.027009	0.01101	-0.000998	3.729717	2.218713	0.329771	0.316765	0.012002	100
NUM119	0.003313	0.002284	0.032855	-0.027009	0.010781	0.066237	3.799232	2.73467	0.254785	0.331307	0.011506	100
NUM120	0.003263	0.002284	0.032855	-0.027009	0.010807	0.075655	3.766537	2.543641	0.280321	0.326265	0.011563	100
NUM121	0.003156	0.002284	0.032855	-0.027009	0.010914	0.071021	3.671853	1.964845	0.374403	0.315624	0.011793	100
NUM122	0.003415	0.002284	0.032855	-0.025038	0.010491	0.246363	3.576679	2.397237	0.301611	0.341457	0.010896	100
NUM123	0.003184	0.001408	0.032855	-0.025038	0.01038	0.278826	3.692063	3.291361	0.192881	0.318426	0.010667	100
NUM124	0.00275	0.00081	0.032855	-0.038936	0.011201	-0.201022	4.722867	13.04129	0.001473	0.27502	0.012421	100
NUM125	0.002444	0.000674	0.032855	-0.038936	0.011068	-0.193442	4.829073	14.56328	0.000688	0.244396	0.012128	100
NUM126	0.002497	0.00081	0.032855	-0.038936	0.011051	-0.207091	4.862693	15.17156	0.000508	0.24973	0.012089	100
NUM127	0.001992	0.000674	0.032855	-0.039411	0.011783	-0.502122	5.29376	26.12434	0.000002	0.199151	0.013745	100
NUM128	0.001987	0.000674	0.032855	-0.039411	0.011784	-0.500832	5.290803	26.04629	0.000002	0.198676	0.013748	100
NUM129	0.00255	0.00081	0.040054	-0.039411	0.012239	-0.246571	5.483332	26.70886	0.000002	0.255048	0.01483	100
NUM130	0.002431	0.000674	0.040054	-0.039411	0.012294	-0.222435	5.384903	24.52363	0.000005	0.243059	0.014963	100
NUM131	0.002277	0.000674	0.040054	-0.039411	0.012418	-0.207466	5.203544	20.94905	0.000028	0.227708	0.015266	100
NUM132	0.002298	0.000674	0.040054	-0.039411	0.01241	-0.212045	5.218277	21.25253	0.000024	0.229754	0.015246	100
NUM133	0.001743	0.0006	0.040054	-0.045222	0.013261	-0.516862	5.585205	32.29944	0	0.174264	0.01741	100
NUM134	0.000945	0.000447	0.040054	-0.0741	0.01527	-1.4251	9.071126	187.4259	0	0.094538	0.023083	100
NUM135	0.000292	0.000447	0.040054	-0.0741	0.016833	-1.708771	9.099562	203.6843	0	0.029199	0.028052	100
NUM136	0.000751	0.000447	0.048613	-0.0741	0.017512	-1.383408	8.501686	158.0159	0	0.075053	0.03036	100
NUM137	0.000392	0.000212	0.048613	-0.0741	0.017752	-1.315549	8.022952	133.9696	0	0.039222	0.031197	100
NUM138	0.000768	0.000447	0.048613	-0.0741	0.018008	-1.270419	7.769483	121.6826	0	0.076832	0.032106	100
NUM139	0.001031	0.000447	0.048613	-0.0741	0.018429	-1.113007	7.420597	102.0701	0	0.103062	0.033625	100
NUM140	0.001123	0.0006	0.048613	-0.0741	0.018446	-1.124196	7.416475	102.3355	0	0.112257	0.033686	100
NUM141	0.001171	0.0006	0.048613	-0.0741	0.018484	-1.120216	7.372294	100.5687	0	0.117107	0.033826	100

Data	Mean	Median	Maximum	Minimum	Std. Dev.	Skewness	Kurtosis	Jarque-Bera	Probability	Sum	Sum Sq. Dev.	Observations
NUM142	0.000968	0.000573	0.048613	-0.0741	0.018377	-1.119158	7.482305	104.588	0	0.096771	0.033433	100
NUM143	0.000914	0.000573	0.048613	-0.0741	0.018398	-1.10782	7.434933	102.4071	0	0.091357	0.033512	100
NUM144	0.001009	0.0006	0.048613	-0.0741	0.0184	-1.12283	7.455269	103.7184	0	0.100949	0.033519	100
NUM145	0.001158	0.0006	0.048613	-0.0741	0.018486	-1.122266	7.363515	100.3258	0	0.11581	0.033831	100
NUM146	0.001367	0.000674	0.048613	-0.0741	0.01853	-1.142929	7.347729	100.5329	0	0.136661	0.033993	100
NUM147	0.001277	0.0006	0.048613	-0.0741	0.018545	-1.126409	7.302905	98.29242	0	0.127747	0.034047	100
NUM148	0.001175	0.000573	0.048613	-0.0741	0.018556	-1.108336	7.260857	96.11891	0	0.117475	0.034088	100
NUM149	0.001215	0.000573	0.048613	-0.0741	0.018574	-1.110472	7.243791	95.59316	0	0.121512	0.034153	100
NUM150	0.001147	0.000422	0.048613	-0.0741	0.018567	-1.100825	7.238175	95.03909	0	0.114655	0.034127	100
NUM151	0.000838	0.000212	0.048613	-0.0741	0.018492	-1.078497	7.270358	95.36907	0	0.083808	0.033852	100
NUM152	0.000882	0.000422	0.048613	-0.0741	0.018488	-1.086215	7.286125	96.20967	0	0.08822	0.033839	100
NUM153	0.001042	0.000573	0.048613	-0.0741	0.018424	-1.11805	7.422552	102.3296	0	0.104216	0.033603	100
NUM154	0.000944	0.000422	0.048613	-0.0741	0.018404	-1.106589	7.429953	102.1777	0	0.094423	0.033532	100
NUM155	0.00092	0.000422	0.048613	-0.0741	0.018399	-1.103812	7.432747	102.1785	0	0.092016	0.033512	100
NUM156	0.000635	0.000212	0.048613	-0.0741	0.01829	-1.092821	7.523864	105.1766	0	0.063492	0.033116	100
NUM157	0.00068	0.000422	0.048613	-0.0741	0.018284	-1.101052	7.543279	106.211	0	0.067998	0.033098	100
NUM158	0.000783	0.000422	0.048613	-0.0741	0.018324	-1.107775	7.504368	104.9917	0	0.078305	0.033243	100
NUM159	0.000546	0.000212	0.048613	-0.0741	0.018261	-1.088504	7.54515	105.824	0	0.054597	0.033012	100
NUM160	0.000572	0.000212	0.048613	-0.0741	0.018275	-1.088983	7.528863	105.2256	0	0.0572	0.033063	100
NUM161	0.000738	0.000422	0.048613	-0.0741	0.018338	-1.099019	7.469441	103.3636	0	0.073764	0.033294	100
NUM162	0.000701	0.000422	0.048613	-0.0741	0.018351	-1.091502	7.440515	102.0153	0	0.070122	0.03334	100
NUM163	0.000854	0.000422	0.048613	-0.0741	0.018473	-1.077624	7.302538	96.48718	0	0.085377	0.033785	100
NUM164	0.000882	0.000422	0.048613	-0.0741	0.018469	-1.082862	7.316163	97.16513	0	0.088182	0.033768	100
NUM165	0.000685	0.000212	0.048613	-0.0741	0.018467	-1.054122	7.273401	94.61105	0	0.06847	0.033761	100
NUM166	0.000736	0.000212	0.048613	-0.0741	0.018474	-1.061134	7.274386	94.89329	0	0.073622	0.033786	100
NUM167	0.000953	0.000212	0.048613	-0.0741	0.018719	-1.006706	7.030596	84.58141	0	0.095259	0.034689	100
NUM168	0.000851	0.000212	0.048613	-0.0741	0.018681	-0.99905	7.063585	85.43802	0	0.085149	0.034551	100
NUM169	0.000818	0.000212	0.048613	-0.0741	0.018671	-0.995831	7.071491	85.59897	0	0.081847	0.034513	100
NUM170	0.000688	0.000114	0.048613	-0.0741	0.018646	-0.980456	7.081745	85.4409	0	0.068763	0.034418	100
NUM171	0.000878	0.000212	0.048613	-0.0741	0.018574	-1.01576	7.226555	91.6285	0	0.087785	0.034155	100
NUM172	0.000938	0.000422	0.048613	-0.0741	0.018574	-1.025424	7.240212	92.43909	0	0.093761	0.034154	100
NUM173	0.001144	0.000575	0.048613	-0.0741	0.01864	-1.041079	7.190079	91.2173	0	0.114394	0.034396	100
NUM174	0.00112	0.000575	0.048613	-0.0741	0.018619	-1.043689	7.213792	92.13828	0	0.11199	0.034318	100
NUM175	0.001224	0.000674	0.048613	-0.0741	0.018643	-1.055054	7.200143	92.05731	0	0.122422	0.034409	100
NUM176	0.001222	0.000674	0.048613	-0.0741	0.018643	-1.054725	7.199771	92.03272	0	0.122211	0.034409	100
NUM177	0.000992	0.000575	0.048613	-0.0741	0.018747	-1.012583	7.003942	83.88684	0	0.099182	0.034793	100
NUM178	0.000482	0.000338	0.048613	-0.0741	0.019178	-0.97065	6.512618	67.11307	0	0.048166	0.036413	100
NUM179	0.000672	0.000338	0.048613	-0.0741	0.019303	-0.966589	6.40149	63.78047	0	0.067173	0.036887	100
NUM180	0.000641	0.000338	0.048613	-0.0741	0.019296	-0.963014	6.404248	63.7437	0	0.064074	0.036861	100
NUM181	0.000756	0.000338	0.048613	-0.0741	0.019425	-0.938844	6.293249	59.87999	0	0.07555	0.037356	100
NUM182	0.000592	0.000114	0.048613	-0.0741	0.019384	-0.922534	6.313566	59.93331	0	0.059186	0.037197	100
NUM183	0.000824	0.000114	0.048613	-0.0741	0.019212	-0.959845	6.555854	68.03876	0	0.082394	0.03654	100
NUM184	0.000926	0.000114	0.048613	-0.0741	0.019238	-0.970545	6.541953	67.97194	0	0.092586	0.036639	100

Data	Mean	Median	Maximum	Minimum	Std. Dev.	Skewness	Kurtosis	Jarque-Bera	Probability	Sum	Sum Sq. Dev.	Observations
NUM185	0.000945	0.000114	0.048613	-0.0741	0.019227	-0.974183	6.559589	68.61168	0	0.094473	0.036598	100
NUM186	0.001074	0.000338	0.048613	-0.0741	0.019212	-0.995668	6.605988	70.70238	0	0.107381	0.036542	100
NUM187	0.000966	0.000114	0.048613	-0.0741	0.019204	-0.980659	6.595406	69.89046	0	0.096621	0.036509	100
NUM188	0.000815	5.90E-05	0.048613	-0.0741	0.019245	-0.953635	6.510302	66.49958	0	0.081461	0.036667	100
NUM189	0.000985	0.000114	0.048613	-0.0741	0.019259	-0.976262	6.526279	67.6958	0	0.098483	0.03672	100
NUM190	0.000719	0.000114	0.048613	-0.0741	0.01907	-0.991263	6.693293	73.21175	0	0.071899	0.036003	100
NUM191	0.000216	5.90E-05	0.048613	-0.0741	0.018876	-1.000938	6.784401	76.37166	0	0.021631	0.035274	100
NUM192	0.000173	5.90E-05	0.048613	-0.0741	0.018894	-0.992441	6.749743	75.00138	0	0.017334	0.035342	100
NUM193	-0.000201	-0.000116	0.048613	-0.0741	0.018947	-0.945478	6.609039	69.17029	0	-0.020148	0.035541	100
NUM194	-0.000118	-7.53E-05	0.048613	-0.0741	0.018966	-0.954895	6.599486	69.18164	0	-0.011844	0.035613	100
NUM195	1.55E-05	0.000114	0.048613	-0.0741	0.019002	-0.968387	6.578855	68.99709	0	0.00155	0.035746	100
NUM196	5.79E-05	0.000114	0.048613	-0.0741	0.018996	-0.975874	6.595773	69.74543	0	0.005793	0.035724	100
NUM197	-1.58E-05	0.000114	0.048613	-0.0741	0.019024	-0.961708	6.542905	67.71545	0	-0.001583	0.03583	100
NUM198	2.56E-06	0.000114	0.048613	-0.0741	0.019018	-0.965237	6.555086	68.18903	0	0.000256	0.035806	100
NUM199	0.000195	0.000114	0.048613	-0.0741	0.018872	-0.998516	6.774678	75.98472	0	0.019516	0.03526	100
NUM200	0.000166	0.000114	0.048613	-0.0741	0.018878	-0.993153	6.759753	75.33816	0	0.016635	0.035283	100
NUM201	-0.000211	-7.53E-05	0.048613	-0.0741	0.018659	-1.008571	6.935688	81.49375	0	-0.021126	0.034467	100
NUM202	-0.00037	-0.000315	0.048613	-0.0741	0.018649	-0.986225	6.91615	80.11164	0	-0.036975	0.03443	100
NUM203	-0.000119	-7.53E-05	0.048613	-0.0741	0.018775	-0.990387	6.803359	76.62086	0	-0.01192	0.034898	100
NUM204	-0.000104	-6.12E-05	0.048613	-0.0741	0.018776	-0.992679	6.805426	76.76216	0	-0.010411	0.034901	100
NUM205	-0.000313	-6.12E-05	0.048613	-0.0741	0.018644	-0.996907	6.934749	81.07311	0	-0.031341	0.034411	100
NUM206	-0.000224	0.000338	0.048613	-0.0741	0.018651	-1.009829	6.943836	81.80357	0	-0.022438	0.034436	100
NUM207	-0.000312	0.000338	0.048613	-0.0741	0.018625	-1.001129	6.961455	82.09235	0	-0.031189	0.034344	100
NUM208	-0.000278	0.00059	0.048613	-0.0741	0.018625	-1.006726	6.969501	82.54552	0	-0.027763	0.034342	100
NUM209	-0.00023	0.000688	0.048613	-0.0741	0.018624	-1.01463	6.981761	83.21798	0	-0.022973	0.034338	100
NUM210	-0.00026	0.000688	0.048613	-0.0741	0.018616	-1.011247	6.9864	83.25775	0	-0.026025	0.03431	100
NUM211	-0.000147	0.000725	0.048613	-0.0741	0.018657	-1.020042	6.952728	82.44166	0	-0.014743	0.034459	100
NUM212	-0.000171	0.000725	0.048613	-0.0741	0.01866	-1.015847	6.942748	81.97098	0	-0.017054	0.034471	100
NUM213	-0.000247	0.000725	0.048613	-0.0741	0.01864	-1.007868	6.95594	82.13603	0	-0.024682	0.034396	100
NUM214	-0.000271	0.000725	0.048613	-0.0741	0.018644	-1.003419	6.943882	81.59001	0	-0.02706	0.034413	100
NUM215	-0.000408	0.00059	0.048613	-0.0741	0.018642	-0.982561	6.917758	80.04389	0	-0.040817	0.034404	100
NUM216	-0.000577	0.00059	0.048613	-0.0741	0.018713	-0.950933	6.783826	74.7268	0	-0.057693	0.034668	100
NUM217	-0.000639	0.00059	0.048613	-0.0741	0.018685	-0.947327	6.810343	75.45176	0	-0.063857	0.034565	100
NUM218	-0.000812	0.000149	0.048613	-0.0741	0.018752	-0.91551	6.68498	70.54881	0	-0.081228	0.034811	100
NUM219	-0.000867	0.000149	0.048613	-0.0741	0.018777	-0.904873	6.639804	68.84729	0	-0.086745	0.034905	100
NUM220	-0.00061	0.00059	0.048613	-0.0741	0.018897	-0.913276	6.5391	66.08967	0	-0.061049	0.035353	100
NUM221	-0.000326	0.000725	0.048613	-0.0741	0.018923	-0.945691	6.561939	67.76973	0	-0.032649	0.035451	100
NUM222	-0.000309	0.000725	0.048613	-0.0741	0.018923	-0.948458	6.565424	67.96058	0	-0.03091	0 035451	100
NUM223	-0.000164	0.00086	0.048613	-0.0741	0.018956	-0.964298	6.551072	68.03996	0	-0.016421	0.035573	100
NUM224	0.000392	0.000963	0.048613	-0.0741	0.01862	-1.008409	6.968029	82.55338	0	0.039172	0.034322	100
NUM225	0.000327	0.000963	0.048613	-0.0741	0.01866	-0.995635	6.897977	79.83073	0	0.032735	0.03447	100
NUM226	0.000443	0.000963	0.048613	-0.0741	0.018703	-1.00414	6.860985	78.9183	0	0.044334	0.034631	100
NUM227	0.000667	0.000963	0.048613	-0.0741	0.018352	-1.004457	7.231197	91.4115	0	0.06672	0.033343	100

Data	Mean	Median	Maximum	Minimum	Std. Dev.	Skewness	Kurtosis	Jarque-Bera	Probability	Sum	Sum Sq. Dev.	Observations
NUM228	0.000759	0.001038	0.048613	-0.0741	0.018365	-1.01665	7.230793	91.80797	0	0.075856	0.033391	100
NUM229	0.00062	0.001038	0.048613	-0.0741	0.018117	-1.111365	7.415042	101.8047	0	0.062045	0.032495	100
NUM230	0.000768	0.001123	0.048613	-0.0741	0.018098	-1.137784	7.483308	105.3261	0	0.076802	0.032424	100
NUM231	0.000807	0.001123	0.048613	-0.0741	0.018067	-1.146189	7.540299	107.7888	0	0.080743	0.032314	100
NUM232	0.000334	0.001123	0.048613	-0.0741	0.018738	-1.141155	6.903418	85.19003	0	0.033422	0.034761	100
NUM233	0.000984	0.001389	0.048613	-0.0741	0.018263	-1.170146	7.4283	104.5284	0	0.098376	0.03302	100
NUM234	0.001687	0.001389	0.048613	-0.070078	0.016623	-0.744051	6.691491	66.00647	0	0.168674	0.027356	100
NUM235	0.002091	0.001389	0.048613	-0.048945	0.015299	-0.073497	4.569434	10.35304	0.005648	0.209102	0.023171	100
NUM236	0.000902	0.001123	0.042963	-0.070311	0.016239	-0.978644	6.623074	70.65684	0	0.090178	0.026108	100
NUM237	0.001743	0.001389	0.055081	-0.070311	0.01684	-0.633206	6.830014	67.80335	0	0.174285	0.028077	100
NUM238	0.001578	0.001389	0.055081	-0.070311	0.016626	-0.681035	7.061647	76.46754	0	0.1578	0.027366	100
NUM239	0.001562	0.001389	0.055081	-0.070311	0.016586	-0.700791	7.068837	77.16612	0	0.156183	0.027234	100
NUM240	0.001278	0.001123	0.055081	-0.070311	0.0167	-0.656234	6.856206	69.13708	0	0.127811	0.02761	100
NUM241	0.001336	0.001123	0.055081	-0.070311	0.016768	-0.644177	6.776957	66.35525	0	0.133595	0.027836	100
NUM242	0.001339	0.001123	0.055081	-0.070311	0.016768	-0.644812	6.777698	66.39221	0	0.13394	0.027836	100
NUM243	0.001431	0.001123	0.055081	-0.070311	0.016736	-0.662636	6.842921	68.85164	0	0.1431	0.027729	100
NUM244	0.001355	0.001038	0.055081	-0.070311	0.016732	-0.649659	6.837683	68.40015	0	0.135467	0.027715	100
NUM245	0.001274	0.001038	0.055081	-0.070311	0.016665	-0.653008	6.923301	71.24154	0	0.12738	0.027494	100
NUM246	0.001287	0.001038	0.055081	-0.070311	0.016677	-0.652062	6.9081	70.72493	0	0.128679	0.027533	100
NUM247	0.001109	0.001038	0.055081	-0.070311	0.016851	-0.633423	6.650079	62.19989	0	0.110878	0.028112	100
NUM248	0.000899	0.001038	0.055081	-0.070311	0.017068	-0.616466	6.360376	53.38438	0	0.089925	0.02884	100
NUM249	0.000852	0.001038	0.055081	-0.070311	0.017045	-0.612444	6.385688	54.01347	0	0.085204	0.028764	100
NUM250	0.000884	0.001123	0.055081	-0.070311	0.017046	-0.617985	6.389337	54.23012	0	0.088387	0.028766	100
NUM251	0.001155	0.001389	0.055081	-0.070311	0.017088	-0.649991	6.374144	54.47834	0	0.115549	0.028907	100
NUM252	0.001234	0.001389	0.055081	-0.070311	0.017108	-0.660358	6.356489	54.20963	0	0.12342	0.028976	100
NUM253	0.001189	0.001123	0.055081	-0.070311	0.017113	-0.651968	6.342105	53.62466	0	0.118905	0.028993	100
NUM254	0.001269	0.001402	0.055081	-0.070311	0.017125	-0.664087	6.337181	53.75342	0	0.126874	0.029033	100
NUM255	0.0011	0.001123	0.055081	-0.070311	0.017183	-0.633708	6.231311	50.19881	0	0.109985	0.02923	100
NUM256	0.001263	0.001402	0.055081	-0.070311	0.017187	-0.659643	6.250462	51.27509	0	0.126255	0.029243	100
NUM257	0.001183	0.001402	0.055081	-0.070311	0.017207	-0.644572	6.209413	49.84259	0	0.118321	0.029313	100
NUM258	0.0011	0.001402	0.055081	-0.070311	0.01717	-0.637319	6.248826	50.74821	0	0.109981	0.029186	100
NUM259	0.001149	0.001402	0.055081	-0.070311	0.017155	-0.646853	6.277062	51.72003	0	0.114936	0.029136	100
NUM260	0.000974	0.001123	0.055081	-0.070311	0.017136	-0.621233	6.278317	51.21283	0	0.097365	0.02907	100
NUM261	0.000873	0.001123	0.055081	-0.070311	0.017077	-0.616521	6.344756	52.9491	0	0.087348	0.02887	100
NUM262	0.000847	0.001123	0.055081	-0.070311	0.017092	-0.611748	6.319953	52.16262	0	0.084713	0.028921	100
NUM263	0.000447	0.001038	0.055081	-0.070311	0.017037	-0.580889	6.327143	51.74836	0	0.044667	0.028735	100
NUM264	0.000396	0.001038	0.055081	-0.070311	0.017047	-0.571353	6.304624	50.94298	0	0.039629	0.028771	100
NUM265	0.000455	0.001038	0.055081	-0.070311	0.017025	-0.582479	6.344798	52.27	0	0.045528	0.028696	100
NUM266	0.000492	0.001038	0.055081	-0.070311	0.017041	-0.586231	6.32737	51.85859	0	0.049222	0.028748	100
NUM267	-0.000366	0.000963	0.055081	-0.070311	0.017565	-0.741316	6.230998	52.65642	0	-0.036626	0.030544	100
NUM268	-0.000382	0.000963	0.055081	-0.070311	0.017563	-0.738977	6.231284	52.60641	0	-0.038168	0.030537	100
NUM269	-0.000304	0.000963	0.055081	-0.070311	0.017603	-0.74343	6.190651	51.6292	0	-0.030436	0.030676	100
NUM270	-0.000735	0.000963	0.055081	-0.070311	0.018166	-0.758289	5.763167	41.39627	0	-0.073491	0.032671	100

Data	Mean	Median	Maximum	Minimum	Std. Dev.	Skewness	Kurtosis	Jarque-Bera	Probability	Sum	Sum Sq. Dev.	Observations
NUM271	-0.000911	0.000897	0.055081	-0.070311	0.018212	-0.727722	5.680159	38.75654	0	-0.091128	0.032835	100
NUM272	-0.001356	0.000762	0.055081	-0.070311	0.018634	-0.706282	5.32311	30.80074	0	-0.135624	0.034375	100
NUM273	-0.001276	0.000762	0.055081	-0.070311	0.018731	-0.689106	5.256431	29.12896	0	-0.127633	0.034735	100
NUM274	-0.001659	0.000597	0.055081	-0.070311	0.018764	-0.646119	5.172929	26.63126	0.000002	-0.165896	0.034856	100
NUM275	-0.001714	0.000597	0.055081	-0.070311	0.018735	-0.642695	5.195147	26.96207	0.000001	-0.171366	0.03475	100
NUM276	-0.001301	0.000597	0.055081	-0.070311	0.019259	-0.529154	4.991858	21.19797	0.000025	-0.130079	0.036722	100
NUM277	-0.000856	0.000762	0.055081	-0.070311	0.019366	-0.554611	4.962843	21.17969	0.000025	-0.085565	0.03713	100
NUM278	-0.000431	0.000897	0.055081	-0.070311	0.018946	-0.565867	5.267566	26.76116	0.000002	-0.043076	0.035536	100
NUM279	-0.000581	0.000897	0.055081	-0.070311	0.018821	-0.570841	5.367668	28.78872	0.000001	-0.058088	0.035069	100
NUM280	-0.000653	0.000762	0.055081	-0.070311	0.01882	-0.559523	5.36035	28.43132	0.000001	-0.065315	0.035064	100
NUM281	-0.001046	0.000597	0.055081	-0.070311	0.018624	-0.552673	5.483275	30.78518	0	-0.104625	0.034339	100
NUM282	-0.001167	0.000597	0.055081	-0.070311	0.018673	-0.532807	5.414485	29.02198	0	-0.116669	0.034521	100
NUM283	-0.001749	0.000597	0.055081	-0.070311	0.019581	-0.649013	5.231897	27.77597	0.000001	-0.174931	0.037959	100
NUM284	-0.001808	0.000597	0.055081	-0.070311	0.019552	-0.645156	5.253785	28.10188	0.000001	-0.180796	0.037846	100
NUM285	-0.001403	0.000762	0.055081	-0.070311	0.019821	-0.631737	5.105524	25.12334	0.000004	-0.140335	0.038895	100
NUM286	-0.001421	0.000762	0.055081	-0.070311	0.019816	-0.629764	5.108594	25.13575	0.000003	-0.14212	0.038874	100
NUM287	-0.0016	0.000762	0.055081	-0.070311	0.019909	-0.603095	5.000051	22.72958	0.000012	-0.160013	0.039242	100
NUM288	-0.001336	0.000897	0.055081	-0.070311	0.019947	-0.632883	4.998925	23.32443	0.000009	-0.13359	0.03939	100
NUM289	-0.00121	0.000897	0.055081	-0.070311	0.020065	-0.623688	4.920859	21.85686	0.000018	-0.121016	0.039856	100
NUM290	-0.001339	0.000762	0.055081	-0.070311	0.020091	-0.603452	4.880024	20.79629	0.00003	-0.133858	0.039961	100
NUM291	-0.001092	0.000897	0.055081	-0.070311	0.020043	-0.638878	4.953712	22.70687	0.000012	-0.109181	0.039771	100
NUM292	-0.000876	0.000963	0.055081	-0.070311	0.020063	-0.665943	4.96325	23.45113	0.000008	-0.087574	0.039851	100
NUM293	-0.000619	0.001095	0.055081	-0.070311	0.019962	-0.70374	5.088787	26.43346	0.000002	-0.061868	0.039449	100
NUM294	-0.000837	0.000963	0.055081	-0.070311	0.019982	-0.672292	5.039096	24.85758	0.000004	-0.083677	0.03953	100
NUM295	-0.000779	0.000963	0.055081	-0.070311	0.020028	-0.671234	5.007168	24.2956	0.000005	-0.077852	0.039709	100
NUM296	-0.000873	0.000963	0.055081	-0.070311	0.020048	-0.655859	4.974151	23.40781	0.000008	-0.087325	0.039792	100
NUM297	-0.000798	0.000963	0.055081	-0.070311	0.020025	-0.668241	5.007015	24.22622	0.000005	-0.079827	0.039698	100
NUM298	-0.000912	0.000963	0.055081	-0.070311	0.020084	-0.650379	4.937778	22.69566	0.000012	-0.091172	0.039932	100
NUM299	-0.000998	0.000963	0.055081	-0.070311	0.020118	-0.63636	4.894886	21.71005	0.000019	-0.0998	0.040067	100
NUM300	-0.000914	0.001095	0.055081	-0.070311	0.020117	-0.648759	4.906194	22.1547	0.000015	-0.091444	0.040064	100
NUM301	-0.000815	0.00118	0.055081	-0.070311	0.020106	-0.664232	4.930136	22.87602	0.000011	-0.081533	0.040019	100
NUM302	-0.000679	0.001402	0.055081	-0.070311	0.020109	-0.683477	4.945166	23.55097	0.000008	-0.067938	0.040033	100
NUM303	-0.000758	0.001402	0.055081	-0.070311	0.020036	-0.689306	4.993534	24.47813	0.000005	-0.075794	0.039744	100
NUM304	-0.000611	0.001435	0.055081	-0.070311	0.020107	-0.697859	4.948684	23.93915	0.000006	-0.061122	0.040026	100
NUM305	-0.000622	0.001435	0.055081	-0.070311	0.020107	-0.696287	4.947751	23.8875	0.000006	-0.062215	0.040024	100
NUM306	-0.000622	0.001435	0.055081	-0.070311	0.020107	-0.696299	4.947733	23.88747	0.000006	-0.062204	0.040024	100
NUM307	-0.000644	0.001435	0.055081	-0.070311	0.020107	-0.692999	4.944829	23.76396	0.000007	-0.064419	0.040023	100
NUM308	-0.000644	0.001467	0.055081	-0.070311	0.020107	-0.693087	4.944858	23.76645	0.000007	-0.064356	0.040024	100
NUM309	-0.000674	0.001211	0.055081	-0.070311	0.020105	-0.688626	4.941828	23.61465	0.000007	-0.067427	0.040019	100
NUM310	-0.000557	0.001211	0.055081	-0.070311	0.02016	-0.696249	4.907894	23.24628	0.000009	-0.05573	0.040236	100
NUM311	-0.000623	0.001211	0.055081	-0.070311	0.020129	-0.691832	4.927298	23.45419	0.000008	-0.062281	0.040114	100
NUM312	-0.000525	0.001533	0.055081	-0.070311	0.020137	-0.705297	4.933872	23.87349	0.000007	-0.05254	0.040143	100
NUM313	-0.000497	0.001823	0.055081	-0.070311	0.02014	-0.708987	4.933971	23.96205	0.000006	-0.049738	0.040158	100

Data	Mean	Median	Maximum	Minimum	Std. Dev.	Skewness	Kurtosis	Jarque-Bera	Probability	Sum	Sum Sq. Dev.	Observations
NUM314	-0.000162	0.00232	0.055081	-0.070311	0.020342	-0.708388	4.828655	22.29681	0.000014	-0.016198	0.040966	100
NUM315	-0.000268	0.00232	0.055081	-0.070311	0.020405	-0.692061	4.759908	20.88779	0.000029	-0.026791	0.04122	100
NUM316	-0.000181	0.00232	0.055081	-0.070311	0.020353	-0.705466	4.81696	22.05029	0.000016	-0.018109	0.041008	100
NUM317	-0.000273	0.001823	0.055081	-0.070311	0.020351	-0.692166	4.805422	21.56634	0.000021	-0.027338	0.041003	100
NUM318	-0.000212	0.001823	0.055081	-0.070311	0.020311	-0.701508	4.848672	22.44185	0.000013	-0.021174	0.040841	100
NUM319	-0.000235	0.001823	0.055081	-0.070311	0.020326	-0.697984	4.832624	22.11348	0.000016	-0.023466	0.0409	100
NUM320	-0.000362	0.001823	0.055081	-0.070311	0.020232	-0.69948	4.893059	23.08651	0.00001	-0.036202	0.040524	100
NUM321	-0.000438	0.001823	0.055081	-0.070311	0.020186	-0.697113	4.923444	23.51459	0.000008	-0.043802	0.040341	100
NUM322	-0.000417	0.002261	0.055081	-0.070311	0.020188	-0.700023	4.924277	23.59571	0.000008	-0.041678	0.04035	100
NUM323	-0.00068	0.001823	0.055081	-0.070311	0.020207	-0.66468	4.872361	21.97056	0.000017	-0.068001	0.040423	100
NUM324	-0.000966	0.001533	0.055081	-0.070311	0.020161	-0.63471	4.874775	21.3592	0.000023	-0.096557	0.04024	100
NUM325	-0.001009	0.001533	0.055081	-0.070311	0.020194	-0.629009	4.841191	20.71914	0.000032	-0.100859	0.040374	100
NUM326	-0.001164	0.001211	0.055081	-0.070311	0.020144	-0.614024	4.867781	20.81962	0.00003	-0.116367	0.040173	100
NUM327	-0.000894	0.001533	0.055081	-0.070311	0.02011	-0.650863	4.931946	22.61211	0.000012	-0.089445	0.040037	100
NUM328	-0.000997	0.001211	0.055081	-0.070311	0.020091	-0.638261	4.937304	22.42772	0.000013	-0.099664	0.03996	100
NUM329	-0.001475	0.001029	0.055081	-0.070311	0.020004	-0.61115	4.937179	21.86117	0.000018	-0.147454	0.039618	100
NUM330	-0.001538	0.000513	0.055081	-0.070311	0.019992	-0.603192	4.941996	21.77797	0.000019	-0.153826	0.039566	100
NUM331	-0.00124	0.001029	0.055081	-0.070311	0.020068	-0.629733	4.913127	21.85963	0.000018	-0.123953	0.03987	100
NUM332	-0.000697	0.001211	0.055081	-0.070311	0.01949	-0.622077	5.220931	27.00188	0.000001	-0.069727	0.037608	100
NUM333	-0.000798	0.001211	0.055081	-0.070311	0.019409	-0.624496	5.283718	28.23062	0.000001	-0.079849	0.037296	100
NUM334	-0.000735	0.001533	0.055081	-0.070311	0.01941	-0.634207	5.291501	28.58271	0.000001	-0.073513	0.037297	100
NUM335	-0.000626	0.001533	0.055081	-0.070311	0.019276	-0.63858	5.410471	31.00629	0	-0.062614	0.036785	100
NUM336	0.0002	0.001823	0.055081	-0.060093	0.017986	-0.33044	4.889247	16.69174	0.000237	0.019989	0.032027	100
NUM337	-0.000342	0.001533	0.043016	-0.060093	0.017111	-0.623143	4.803719	20.02763	0.000045	-0.03424	0.028986	100
NUM338	-0.000646	0.001211	0.043016	-0.060093	0.017106	-0.584331	4.76512	18.67258	0.000088	-0.06465	0.02897	100
NUM339	-0.00099	0.001211	0.043016	-0.060093	0.016592	-0.741592	4.901778	24.2358	0.000005	-0.098982	0.027253	100
NUM340	-0.000872	0.001211	0.043016	-0.060093	0.016501	-0.762059	5.016382	26.61973	0.000002	-0.087154	0.026957	100
NUM341	-0.001194	0.001029	0.043016	-0.060093	0.016329	-0.762772	5.115929	28.35184	0.000001	-0.119428	0.026397	100
NUM342	-0.001114	0.001211	0.043016	-0.060093	0.016359	-0.770977	5.095219	28.1982	0.000001	-0.111448	0.026493	100
NUM343	-0.001057	0.001533	0.043016	-0.060093	0.016373	-0.778745	5.088351	28.2791	0.000001	-0.105678	0.026541	100
NUM344	-0.000905	0.001823	0.043016	-0.060093	0.016439	-0.789965	5.042597	27.78492	0.000001	-0.090503	0.026755	100
NUM345	-0.001151	0.001533	0.043016	-0.060093	0.016444	-0.75268	4.990736	25.95475	0.000002	-0.115069	0.026771	100
NUM346	-0.001682	0.001211	0.043016	-0.060093	0.016711	-0.727896	4.76435	21.80109	0.000018	-0.168171	0.027647	100
NUM347	-0.001364	0.001533	0.043016	-0.060093	0.016585	-0.775894	4.936555	25.65954	0.000003	-0.136431	0.027231	100
NUM348	-0.001145	0.001533	0.043016	-0.060093	0.016388	-0.806516	5.160473	30.28964	0	-0.114465	0.026589	100
NUM349	-0.00135	0.001211	0.043016	-0.060093	0.01642	-0.770001	5.084045	27.97855	0.000001	-0.135037	0.026693	100
NUM350	-0.001434	0.001009	0.043016	-0.060093	0.01642	-0.754951	5.068425	27.32579	0.000001	-0.143419	0.026693	100
NUM351	-0.001792	0.000392	0.043016	-0.060093	0.016401	-0.718367	5.022109	25.63804	0.000003	-0.179245	0.026629	100
NUM352	-0.001945	-0.000373	0.043016	-0.060093	0.016365	-0.698339	5.036451	25.40767	0.000003	-0.194535	0.026515	100
NUM353	-0.001921	-0.000304	0.043016	-0.060093	0.016366	-0.7027	5.040207	25.5733	0.000003	-0.192143	0.026516	100
NUM354	-0.002069	-0.000609	0.043016	-0.060093	0.016344	-0.680605	5.04014	25.06277	0.000004	-0.206907	0.026447	100
NUM355	-0.002163	-0.000609	0.043016	-0.060093	0.016436	-0.668554	4.936068	23.06758	0.00001	-0.216329	0.026743	100
NUM356	-0.002546	-0.001021	0.043016	-0.060093	0.016601	-0.62376	4.743924	19.15655	0.000069	-0.254601	0.027283	100

Data	Mean	Median	Maximum	Minimum	Std. Dev.	Skewness	Kurtosis	Jarque-Bera	Probability	Sum	Sum Sq. Dev.	Observations
NUM357	-0.002558	-0.001021	0.043016	-0.060093	0.016604	-0.621426	4.73805	19.0229	0.000074	-0.255773	0.027295	100
NUM358	-0.002619	-0.001379	0.043016	-0.060093	0.016589	-0.61285	4.746101	18.96337	0.000076	-0.261888	0.027245	100
NUM359	-0.002704	-0.001457	0.043016	-0.060093	0.016604	-0.596596	4.716669	18.21108	0.000111	-0.270377	0.027295	100
NUM360	-0.002493	-0.001036	0.043016	-0.060093	0.016697	-0.612057	4.655866	17.66812	0.000146	-0.249314	0.027602	100
NUM361	-0.002709	-0.001457	0.043016	-0.060093	0.016727	-0.576174	4.595075	16.13405	0.000314	-0.27086	0.027701	100
NUM362	-0.002625	-0.001457	0.043016	-0.060093	0.016711	-0.592001	4.624168	16.83242	0.000221	-0.262538	0.027647	100
NUM363	-0.002368	-0.001036	0.043016	-0.060093	0.016685	-0.631585	4.687608	18.51508	0.000095	-0.236816	0.02756	100
NUM364	-0.002162	-0.000609	0.043016	-0.060093	0.016771	-0.647749	4.63493	18.13046	0.000116	-0.216191	0.027845	100
NUM365	-0.001975	-0.000304	0.043016	-0.060093	0.016866	-0.65821	4.573026	17.53073	0.000156	-0.197473	0.028161	100
NUM366	-0.002337	-0.000609	0.043016	-0.060093	0.017006	-0.61235	4.412543	14.5632	0.000688	-0.233689	0.028633	100
NUM367	-0.002062	-0.000609	0.043016	-0.060093	0.016385	-0.459449	4.236847	9.89235	0.007111	-0.206245	0.02658	100
NUM368	-0.002431	-0.001036	0.043016	-0.060093	0.016722	-0.448161	4.029065	7.759871	0.020652	-0.243056	0.027684	100
NUM369	-0.002585	-0.001457	0.043016	-0.060093	0.016654	-0.433172	4.072456	7.919647	0.019066	-0.258476	0.027457	100
NUM370	-0.002138	-0.001036	0.043016	-0.060093	0.016088	-0.375247	4.210213	8.449407	0.01463	-0.21385	0.025624	100
NUM371	-0.002028	-0.001036	0.043016	-0.060093	0.016042	-0.394972	4.266419	9.282621	0.009645	-0.202754	0.025477	100
NUM372	-0.002054	-0.001036	0.043016	-0.060093	0.016107	-0.415645	4.295773	9.875289	0.007171	-0.20536	0.025685	100
NUM373	-0.002602	-0.001457	0.043016	-0.060093	0.016103	-0.413525	4.240459	9.261462	0.009748	-0.260204	0.025671	100
NUM374	-0.002288	-0.001036	0.043016	-0.060093	0.016024	-0.456232	4.339038	10.94005	0.004211	-0.228779	0.025419	100
NUM375	-0.002041	-0.001036	0.043016	-0.060093	0.016329	-0.399405	4.201462	8.67337	0.01308	-0.204053	0.026397	100
NUM376	-0.002572	-0.001457	0.031594	-0.060093	0.015701	-0.588521	4.137334	11.16232	0.003768	-0.257205	0.024404	100
NUM377	-0.002869	-0.001552	0.031594	-0.060093	0.015438	-0.623905	4.259967	13.10227	0.001428	-0.286905	0.023594	100
NUM378	-0.002622	-0.001552	0.031594	-0.060093	0.01571	-0.572994	4.133126	10.82193	0.004467	-0.262169	0.024433	100
NUM379	-0.002501	-0.001552	0.031594	-0.060093	0.015835	-0.55712	4.058991	9.845815	0.007278	-0.250085	0.024823	100
NUM380	-0.002226	-0.001457	0.031594	-0.060093	0.016047	-0.543424	3.955136	8.72302	0.012759	-0.222612	0.025492	100
NUM381	-0.00214	-0.001457	0.031594	-0.060093	0.016021	-0.560407	3.991717	9.3322	0.009409	-0.214022	0.02541	100
NUM382	-0.001956	-0.001036	0.031594	-0.060093	0.015981	-0.593962	4.054612	10.51403	0.005211	-0.19559	0.025284	100
NUM383	-0.00122	-0.000633	0.031594	-0.043297	0.014937	-0.26628	3.020908	1.183573	0.553338	-0.122002	0.022089	100
NUM384	-0.001433	-0.001036	0.031594	-0.043297	0.015	-0.231294	2.966516	0.896285	0.638814	-0.143259	0.022275	100
NUM385	-0.001706	-0.001036	0.029983	-0.043297	0.014637	-0.308624	2.98268	1.588727	0.451869	-0.170622	0.021209	100
NUM386	-0.001601	-0.001036	0.029983	-0.043297	0.014712	-0.313504	2.943867	1.65121	0.43797	-0.160106	0.021428	100
NUM387	-0.001629	-0.001036	0.029983	-0.043297	0.014751	-0.316414	2.93129	1.688298	0.429923	-0.162855	0.02154	100
NUM388	-0.001809	-0.001457	0.029983	-0.043297	0.014661	-0.298676	2.972793	1.489872	0.474765	-0.180947	0.021279	100
NUM389	-0.002357	-0.001552	0.029983	-0.043297	0.014727	-0.315101	2.936902	1.671396	0.433572	-0.235698	0.02147	100
NUM390	-0.00241	-0.001552	0.029983	-0.043297	0.01477	-0.308921	2.906137	1.627248	0.443249	-0.240995	0.021598	100
NUM391	-0.002362	-0.001552	0.029983	-0.043297	0.01481	-0.309586	2.886713	1.650862	0.438046	-0.236203	0.021713	100
NUM392	-0.002881	-0.001649	0.029983	-0.043297	0.015217	-0.34684	2.919064	2.032262	0.361993	-0.288093	0.022923	100
NUM393	-0.003572	-0.002009	0.029983	-0.064771	0.016408	-0.69526	4.095469	13.05666	0.001461	-0.357166	0.026654	100
NUM394	-0.003121	-0.001649	0.031605	-0.064771	0.016749	-0.638714	4.034165	11.25549	0.003597	-0.312073	0.027773	100
NUM395	-0.003522	-0.002009	0.031605	-0.064771	0.016732	-0.603467	3.985012	10.11224	0.00637	-0.352191	0.027715	100
NUM396	-0.003729	-0.002009	0.031605	-0.064771	0.016939	-0.58592	3.830698	8.596948	0.013589	-0.372924	0.028406	100
NUM397	-0.003781	-0.002009	0.031605	-0.064771	0.016946	-0.576249	3.817589	8.319591	0.015611	-0.378098	0.028429	100
NUM398	-0.003344	-0.001649	0.031605	-0.064771	0.017168	-0.568606	3.778241	7.912131	0.019138	-0.334398	0.02918	100
NUM399	-0.003161	-0.001552	0.031605	-0.064771	0.017161	-0.598387	3.809146	8.695779	0.012934	-0.316076	0.029156	100

Data	Mean	Median	Maximum	Minimum	Std. Dev.	Skewness	Kurtosis	Jarque-Bera	Probability	Sum	Sum Sq. Dev.	Observations
NUM400	-0.002512	-0.001552	0.067996	-0.064771	0.01857	-0.006922	4.971705	16.19922	0.000304	-0.251159	0.034138	100
NUM401	-0.002681	-0.001649	0.067996	-0.064771	0.018607	0.017292	4.933984	15.58954	0.000412	-0.268117	0.034276	100
NUM402	-0.002831	-0.002009	0.067996	-0.064771	0.018592	0.04015	4.949939	15.86962	0.000358	-0.283143	0.034222	100
NUM403	-0.002927	-0.002009	0.067996	-0.064771	0.018531	0.049361	5.010618	16.88471	0.000216	-0.292688	0.033996	100
NUM404	-0.003171	-0.002341	0.067996	-0.064771	0.018436	0.078285	5.106011	18.58249	0.000092	-0.317059	0.033648	100
NUM405	-0.003231	-0.002533	0.067996	-0.064771	0.018435	0.088082	5.107511	18.63599	0.00009	-0.323101	0.033646	100
NUM406	-0.003331	-0.002784	0.067996	-0.064771	0.018414	0.103626	5.132846	19.13328	0.00007	-0.333097	0.033568	100
NUM407	-0.005145	-0.003028	0.067996	-0.182945	0.025721	-3.205908	24.67051	2128.01	0	-0.514458	0.065497	100
NUM408	-0.00525	-0.003366	0.067996	-0.182945	0.025717	-3.195519	24.63613	2120.699	0	-0.525035	0.065473	100
NUM409	-0.005978	-0.003742	0.067996	-0.182945	0.026619	-2.974853	21.58659	1586.918	0	-0.597776	0.07015	100
NUM410	-0.006146	-0.003742	0.067996	-0.182945	0.026541	-2.986616	21.76098	1615.224	0	-0.614647	0.06974	100
NUM411	-0.005926	-0.003742	0.067996	-0.182945	0.02673	-2.929105	21.27446	1534.476	0	-0.592556	0.070737	100
NUM412	-0.006255	-0.004151	0.067996	-0.182945	0.026788	-2.879145	20.95315	1481.139	0	-0.625518	0.07104	100
NUM413	-0.0066	-0.004466	0.067996	-0.182945	0.02688	-2.819083	20.52682	1412.41	0	-0.660018	0.071532	100
NUM414	-0.0071	-0.004719	0.067996	-0.182945	0.026685	-2.849616	20.88663	1468.386	0	-0.71001	0.070499	100
NUM415	-0.007162	-0.004719	0.067996	-0.182945	0.026717	-2.834391	20.76309	1448.594	0	-0.716198	0.070665	100
NUM416	-0.007143	-0.004719	0.067996	-0.182945	0.026717	-2.836495	20.77102	1449.967	0	-0.714328	0.070665	100
NUM417	-0.007421	-0.005228	0.067996	-0.182945	0.026834	-2.776709	20.30239	1375.888	0	-0.742117	0.071286	100
NUM418	-0.007608	-0.005228	0.067996	-0.182945	0.026919	-2.734708	19.97401	1325.131	0	-0.760789	0.07174	100
NUM419	-0.007873	-0.005228	0.067996	-0.182945	0.027116	-2.664699	19.31852	1227.903	0	-0.787291	0.072792	100
NUM420	-0.008399	-0.005678	0.067996	-0.182945	0.027313	-2.575933	18.59734	1124.245	0	-0.839915	0.073854	100
NUM421	-0.008766	-0.005944	0.067996	-0.182945	0.027339	-2.534523	18.39107	1094.084	0	-0.876628	0.073994	100
NUM422	-0.008989	-0.006154	0.067996	-0.182945	0.027335	-2.512392	18.31834	1082.917	0	-0.89886	0.073974	100
NUM423	-0.008673	-0.005944	0.067996	-0.182945	0.027446	-2.508552	18.14704	1060.85	0	-0.86729	0.074575	100
NUM424	-0.008246	-0.005678	0.067996	-0.182945	0.027726	-2.450325	17.61648	990.2414	0	-0.824566	0.076106	100
NUM425	-0.007613	-0.005228	0.067996	-0.182945	0.028204	-2.328058	16.78474	882.0773	0	-0.761263	0.078754	100
NUM426	-0.007229	-0.005228	0.067996	-0.182945	0.028535	-2.25245	16.19615	810.1358	0	-0.722911	0.080611	100
NUM427	-0.00755	-0.005678	0.067996	-0.182945	0.028521	-2.225606	16.12678	800.5233	0	-0.754965	0.080531	100
NUM428	-0.007897	-0.005944	0.067996	-0.182945	0.028668	-2.166204	15.70432	750.7061	0	-0.789704	0.081361	100
NUM429	-0.007621	-0.005678	0.067996	-0.182945	0.028668	-2.192931	15.78819	761.5561	0	-0.762072	0.081362	100
NUM430	-0.007582	-0.005678	0.067996	-0.182945	0.02868	-2.193829	15.77388	760.0985	0	-0.758243	0.08143	100
NUM431	-0.007732	-0.005678	0.067996	-0.182945	0.02858	-2.20821	15.9408	779.0378	0	-0.773233	0.080867	100
NUM432	-0.007867	-0.005944	0.067996	-0.182945	0.02855	-2.202007	15.96619	781.3229	0	-0.786666	0.080696	100
NUM433	-0.00826	-0.006154	0.067996	-0.182945	0.028578	-2.160893	15.78502	758.8945	0	-0.826034	0.080854	100
NUM434	-0.008262	-0.006154	0.067996	-0.182945	0.028578	-2.160887	15.7857	758.9664	0	-0.826163	0.080851	100
NUM435	-0.008271	-0.006154	0.067996	-0.182945	0.028581	-2.159288	15.77535	757.7485	0	-0.827063	0.080871	100
NUM436	-0.008739	-0.006621	0.067996	-0.182945	0.028624	-2.111815	15.54447	730.0111	0	-0.873876	0.081115	100
NUM437	-0.009053	-0.007299	0.067996	-0.182945	0.02869	-2.069142	15.31373	703.1386	0	-0.905276	0.081489	100
NUM438	-0.009313	-0.007299	0.067996	-0.182945	0.028866	-2.018648	14.88683	656.652	0	-0.93128	0.08249	100
NUM439	-0.009582	-0.007821	0.067996	-0.182945	0.028837	-1.998792	14.86892	653.55	0	-0.958202	0.082328	100
NUM440	-0.009779	-0.008121	0.067996	-0.182945	0.028891	-1.969498	14.70654	635.6616	0	-0.977918	0.082633	100
NUM441	-0.009592	-0.007567	0.067996	-0.182945	0.02896	-1.971572	14.6198	627.367	0	-0.959153	0.08303	100
NUM442	-0.009558	-0.007567	0.067996	-0.182945	0.028984	-1.968518	14.5827	623.58	0	-0.955764	0.083166	100

Data	Mean	Median	Maximum	Minimum	Std. Dev.	Skewness	Kurtosis	Jarque-Bera	Probability	Sum	Sum Sq. Dev.	Observations
NUM443	-0.009766	-0.008121	0.067996	-0.182945	0.028947	-1.956018	14.60026	624.4583	0	-0.976635	0.082952	100
NUM444	-0.00965	-0.008121	0.067996	-0.182945	0.029064	-1.931946	14.41331	604.9718	0	-0.965049	0.083628	100
NUM445	-0.009844	-0.008121	0.067996	-0.182945	0.029155	-1.89905	14.18708	581.568	0	-0.984403	0.084154	100
NUM446	-0.009762	-0.008121	0.067996	-0.182945	0.029092	-1.915008	14.3283	595.8305	0	-0.976153	0.083786	100
NUM447	-0.00988	-0.008121	0.067996	-0.182945	0.029043	-1.914381	14.39067	601.695	0	-0.988038	0.083509	100
NUM448	-0.009675	-0.008121	0.067996	-0.182945	0.029152	-1.907593	14.2378	586.8493	0	-0.967483	0.084133	100
NUM449	-0.009596	-0.007567	0.067996	-0.182945	0.02915	-1.915982	14.26117	589.5749	0	-0.959565	0.084125	100
NUM450	-0.009196	-0.007567	0.067996	-0.182945	0.029478	-1.860117	13.78902	542.6794	0	-0.919636	0.086024	100
NUM451	-0.008652	-0.006621	0.067996	-0.182945	0.029802	-1.819981	13.38323	504.4203	0	-0.865247	0.087926	100
NUM452	-0.008321	-0.006621	0.067996	-0.182945	0.030017	-1.796873	13.1033	479.1321	0	-0.832144	0.089201	100
NUM453	-0.008527	-0.007567	0.067996	-0.182945	0.030034	-1.774239	13.02571	471.2775	0	-0.852692	0.089299	100
NUM454	-0.008172	-0.007143	0.067996	-0.182945	0.030261	-1.751417	12.74377	446.712	0	-0.817154	0.090655	100
NUM455	-0.008066	-0.007143	0.067996	-0.182945	0.030229	-1.766431	12.82214	453.9813	0	-0.806636	0.090463	100
NUM456	-0.007818	-0.006169	0.067996	-0.182945	0.03016	-1.80002	12.99523	470.2703	0	-0.781814	0.090056	100
NUM457	-0.007667	-0.006127	0.067996	-0.182945	0.030196	-1.80762	12.97122	468.7298	0	-0.766728	0.090267	100
NUM458	-0.007618	-0.006127	0.067996	-0.182945	0.03021	-1.809586	12.95891	467.8266	0	-0.761792	0.090352	100
NUM459	-0.007579	-0.006055	0.067996	-0.182945	0.03021	-1.813501	12.96892	468.8942	0	-0.757939	0.090349	100
NUM460	-0.007578	-0.006055	0.067996	-0.182945	0.03021	-1.813406	12.96792	468.8047	0	-0.757839	0.090354	100
NUM461	-0.007371	-0.005185	0.067996	-0.182945	0.030225	-1.830447	12.99263	471.8951	0	-0.737114	0.090443	100
NUM462	-0.007357	-0.005185	0.067996	-0.182945	0.030228	-1.831245	12.99094	471.803	0	-0.735707	0.090461	100
NUM463	-0.007285	-0.005185	0.067996	-0.182945	0.030276	-1.826787	12.93027	466.4955	0	-0.728489	0.090744	100
NUM464	-0.006968	-0.005185	0.067996	-0.182945	0.030675	-1.73617	12.43684	421.2965	0	-0.696754	0.093153	100
NUM465	-0.007249	-0.006055	0.067996	-0.182945	0.030593	-1.726569	12.50242	425.9173	0	-0.724866	0.092659	100
NUM466	-0.00684	-0.005185	0.067996	-0.182945	0.030603	-1.759155	12.58107	434.0646	0	-0.68401	0.092716	100
NUM467	-0.006732	-0.005185	0.067996	-0.182945	0.030554	-1.775963	12.68518	443.4118	0	-0.67324	0.092421	100
NUM468	-0.006263	-0.004234	0.067996	-0.182945	0.030466	-1.827113	12.93742	467.1068	0	-0.626293	0.091888	100
NUM469	-0.006303	-0.005185	0.067996	-0.182945	0.030464	-1.823505	12.93095	466.3515	0	-0.630292	0.091877	100
NUM470	-0.006475	-0.006055	0.067996	-0.182945	0.03048	-1.804284	12.86322	459.6035	0	-0.647462	0.091972	100
NUM471	-0.006525	-0.006127	0.067996	-0.182945	0.030478	-1.799589	12.85362	458.5328	0	-0.652467	0.091964	100
NUM472	-0.006371	-0.006127	0.067996	-0.182945	0.03033	-1.82695	13.12523	482.7966	0	-0.637115	0.091068	100
NUM473	-0.005971	-0.006055	0.067996	-0.182945	0.030283	-1.868813	13.3009	500.3264	0	-0.59713	0.090792	100
NUM474	-0.006143	-0.006127	0.067996	-0.182945	0.030245	-1.860191	13.32567	501.9193	0	-0.614261	0.09056	100
NUM475	-0.006386	-0.006127	0.067996	-0.182945	0.030049	-1.889505	13.59429	527.1659	0	-0.638574	0.089389	100
NUM476	-0.006385	-0.006127	0.067996	-0.182945	0.030049	-1.88957	13.59454	527.1927	0	-0.63852	0.089389	100
NUM477	-0.006373	-0.006127	0.067996	-0.182945	0.03005	-1.890525	13.59535	527.3243	0	-0.637326	0.089396	100
NUM478	-0.006727	-0.006169	0.067996	-0.182945	0.029866	-1.903622	13.82709	548.8371	0	-0.6727	0.088304	100
NUM479	-0.006633	-0.006169	0.067996	-0.182945	0.029964	-1.884172	13.68537	534.906	0	-0.663341	0.088884	100
NUM480	-0.006961	-0.006537	0.067996	-0.182945	0.029809	-1.891124	13.87691	552.5527	0	-0.696081	0.087968	100
NUM481	-0.006958	-0.006537	0.067996	-0.182945	0.029809	-1.891342	13.87684	552.5598	0	-0.695771	0.08797	100
NUM482	-0.006922	-0.006537	0.067996	-0.182945	0.029824	-1.891443	13.85849	550.9043	0	-0.692242	0.088058	100
NUM483	-0.007273	-0.007377	0.067996	-0.182945	0.029788	-1.867414	13.83578	547.3465	0	-0.727275	0.087843	100
NUM484	-0.007133	-0.006537	0.067996	-0.182945	0.029777	-1.88315	13.88992	553.2309	0	-0.713284	0.087783	100
NUM485	-0.007176	-0.006537	0.067996	-0.182945	0.029764	-1.881789	13.90394	554.4183	0	-0.717571	0.087704	100

Data	Mean	Median	Maximum	Minimum	Std. Dev.	Skewness	Kurtosis	Jarque-Bera	Probability	Sum	Sum Sq. Dev.	Observations
NUM486	-0.007264	-0.006537	0.067996	-0.182945	0.029714	-1.885387	13.97346	560.9812	0	-0.726352	0.087408	100
NUM487	-0.006934	-0.006169	0.067996	-0.182945	0.029715	-1.915162	14.05627	570.4687	0	-0.693404	0.087414	100
NUM488	-0.006923	-0.006169	0.067996	-0.182945	0.029716	-1.915972	14.05635	570.5277	0	-0.692307	0.087423	100
NUM489	-0.006622	-0.006127	0.067996	-0.182945	0.02962	-1.959668	14.31455	597.4174	0	-0.662194	0.086858	100
NUM490	-0.006396	-0.006055	0.067996	-0.182945	0.029626	-1.98042	14.36422	603.4737	0	-0.639579	0.086891	100
NUM491	-0.006391	-0.006055	0.067996	-0.182945	0.029629	-1.980114	14.35996	603.0504	0	-0.639122	0.086908	100
NUM492	-0.005758	-0.005185	0.067996	-0.182945	0.029575	-2.030241	14.62924	632.1943	0	-0.575813	0.086593	100
NUM493	-0.004985	-0.004234	0.067996	-0.182945	0.029022	-2.140932	15.8283	762.0821	0	-0.498483	0.083386	100
NUM494	-0.005394	-0.005185	0.067996	-0.182945	0.028788	-2.171554	16.19667	804.2276	0	-0.539353	0.082049	100
NUM495	-0.005203	-0.004234	0.067996	-0.182945	0.028736	-2.201217	16.37218	825.8196	0	-0.520332	0.08175	100
NUM496	-0.005057	-0.004234	0.067996	-0.182945	0.028642	-2.23179	16.62773	856.8274	0	-0.505679	0.081216	100
NUM497	-0.005085	-0.004234	0.067996	-0.182945	0.028647	-2.227856	16.60812	854.3099	0	-0.508452	0.081243	100
NUM498	-0.005206	-0.004234	0.067996	-0.182945	0.028535	-2.252137	16.81721	880.0159	0	-0.520645	0.080611	100
NUM499	-0.005359	-0.005185	0.067996	-0.182945	0.028519	-2.240317	16.80589	877.8274	0	-0.535864	0.080522	100
NUM500	-0.006036	-0.005185	0.046685	-0.182945	0.027547	-2.603361	18.53249	1118.201	0	-0.603644	0.075126	100
NUM501	-0.005904	-0.004234	0.046685	-0.182945	0.027535	-2.620955	18.61637	1130.619	0	-0.590445	0.075058	100
NUM502	-0.005836	-0.003912	0.046685	-0.182945	0.027537	-2.627817	18.63704	1133.911	0	-0.583599	0.075069	100
NUM503	-0.00608	-0.004234	0.046685	-0.182945	0.027555	-2.597834	18.49541	1112.928	0	-0.608003	0.075169	100
NUM504	-0.006057	-0.004234	0.046685	-0.182945	0.027554	-2.600545	18.50607	1114.54	0	-0.605712	0.075165	100
NUM505	-0.005792	-0.003912	0.046685	-0.182945	0.027681	-2.585042	18.27728	1083.854	0	-0.579214	0.075857	100
NUM506	-0.005746	-0.003682	0.046685	-0.182945	0.027687	-2.588221	18.27814	1084.238	0	-0.574591	0.075891	100
NUM507	-0.003928	-0.003186	0.046685	-0.074135	0.021126	-0.095502	3.410291	0.853423	0.652652	-0.392782	0.044183	100
NUM508	-0.003689	-0.002597	0.046685	-0.074135	0.021199	-0.121583	3.373932	0.828978	0.660678	-0.36889	0.04449	100
NUM509	-0.002985	-0.002597	0.046685	-0.044534	0.019969	0.193923	2.669793	1.081088	0.582431	-0.298504	0.039478	100
NUM510	-0.002978	-0.002597	0.046685	-0.044534	0.019969	0.192867	2.669338	1.075533	0.584051	-0.297809	0.039479	100
NUM511	-0.003193	-0.002597	0.046685	-0.044534	0.019752	0.195568	2.738886	0.921532	0.6308	-0.319312	0.038623	100
NUM512	-0.002972	-0.002597	0.046685	-0.044534	0.019604	0.184569	2.790552	0.750546	0.687102	-0.29717	0.038046	100
NUM513	-0.002773	-0.002597	0.046685	-0.044534	0.019419	0.188225	2.847328	0.687595	0.709072	-0.277313	0.037332	100
NUM514	-0.00245	-0.002418	0.046685	-0.044534	0.019372	0.151975	2.856294	0.47099	0.79018	-0.245016	0.037154	100
NUM515	-0.002072	-0.002357	0.046685	-0.044534	0.019323	0.114029	2.865167	0.292459	0.863959	-0.207195	0.036963	100
NUM516	-0.002001	-0.002142	0.046685	-0.044534	0.01932	0.103187	2.864934	0.253472	0.880966	-0.200136	0.036954	100
NUM517	-0.001382	-0.0018	0.046685	-0.044534	0.019331	0.090024	2.851917	0.226442	0.892953	-0.138176	0.036994	100
NUM518	-0.000953	-0.001639	0.046685	-0.044534	0.019187	0.060044	2.890134	0.110381	0.946305	-0.095269	0.036446	100
NUM519	-0.000504	-0.001382	0.046685	-0.044534	0.018765	0.089801	2.93885	0.149986	0.92775	-0.050421	0.03486	100
NUM520	0.000152	-0.001113	0.046685	-0.041433	0.018352	0.144844	2.865136	0.42545	0.808379	0.015173	0.033343	100
NUM521	0.000202	-0.001113	0.046685	-0.041433	0.018279	0.155891	2.875185	0.469946	0.790592	0.020169	0.033078	100
NUM522	0.000653	-0.000699	0.046685	-0.041433	0.018344	0.119633	2.843111	0.341093	0.843204	0.06531	0.033313	100
NUM523	0.000573	-0.000699	0.046685	-0.041433	0.018292	0.128061	2.872517	0.341044	0.843225	0.057321	0.033123	100
NUM524	0.000314	-0.000699	0.046685	-0.041433	0.018041	0.129048	2.961326	0.283786	0.867714	0.031423	0.032221	100
NUM525	-0.000462	-0.001113	0.046685	-0.041433	0.017782	0.042721	2.864683	0.106713	0.948042	-0.046167	0.031303	100
NUM526	-0.000621	-0.001113	0.046685	-0.041433	0.017521	-0.002964	2.866485	0.074423	0.963472	-0.062107	0.030393	100
NUM527	-0.000452	-0.001113	0.046685	-0.041433	0.017392	-0.013318	2.928427	0.024301	0.987923	-0.045165	0.029947	100
NUM528	-0.00036	-0.001113	0.046685	-0.041433	0.017221	0.026528	2.9037	0.050369	0.97513	-0.03603	0.029361	100

Data	Mean	Median	Maximum	Minimum	Std. Dev.	Skewness	Kurtosis	Jarque-Bera	Probability	Sum	Sum Sq. Dev.	Observations
NUM529	0.000199	-0.001113	0.062057	-0.041433	0.018308	0.3317	3.604946	3.358577	0.186507	0.019942	0.033184	100
NUM530	0.000128	-0.001382	0.062057	-0.041433	0.018311	0.343231	3.608402	3.50576	0.173274	0.012759	0.033193	100
NUM531	0.000152	-0.001382	0.062057	-0.041433	0.018317	0.339127	3.601651	3.425046	0.18041	0.015203	0.033216	100
NUM532	0.000568	-0.001113	0.062057	-0.041433	0.018596	0.315655	3.462858	2.553289	0.278972	0.056762	0.034236	100
NUM533	0.001024	-0.000699	0.062057	-0.041433	0.018403	0.30218	3.506158	2.589363	0.273985	0.102377	0.033529	100
NUM534	0.001129	-0.000699	0.062057	-0.041433	0.018442	0.285775	3.472106	2.289804	0.318255	0.112948	0.033669	100
NUM535	0.001172	-0.000699	0.062057	-0.041433	0.018398	0.288104	3.49222	2.392902	0.302265	0.117156	0.033512	100
NUM536	0.001289	-0.000699	0.062057	-0.041433	0.018204	0.331393	3.514254	2.932255	0.230818	0.128922	0.032809	100
NUM537	0.001249	-0.000699	0.062057	-0.041433	0.01828	0.310808	3.516659	2.722269	0.25637	0.124876	0.033083	100
NUM538	0.001661	-0.000266	0.062057	-0.034592	0.017766	0.409429	3.560845	4.104485	0.128447	0.166085	0.031246	100
NUM539	0.001929	-0.00014	0.062057	-0.034592	0.017639	0.391359	3.616469	4.136173	0.126427	0.192876	0.030801	100
NUM540	0.002213	8.00E-05	0.062057	-0.034592	0.017391	0.407152	3.717777	4.909565	0.085882	0.22127	0.029941	100
NUM541	0.002478	8.00E-05	0.062057	-0.034592	0.017715	0.414795	3.575051	4.245429	0.119706	0.247832	0.031067	100
NUM542	0.00308	8.00E-05	0.072402	-0.034592	0.019023	0.742433	4.450087	17.94825	0.000127	0.307972	0.036825	100
NUM543	0.003361	0.000234	0.072402	-0.034592	0.018961	0.715291	4.456876	17.37106	0.000169	0.336078	0.035592	100
NUM544	0.003208	0.000234	0.072402	-0.034592	0.018844	0.737598	4.573579	19.38481	0.000062	0.320839	0.035155	100
NUM545	0.003323	0.000234	0.072402	-0.034592	0.018655	0.7923	4.628497	21.51233	0.000021	0.332333	0.034454	100
NUM546	0.003775	0.000557	0.072402	-0.034592	0.018435	0.801087	4.68949	22.5889	0.000012	0.37746	0.033646	100
NUM547	0.00406	0.000994	0.072402	-0.034592	0.018533	0.756934	4.558751	19.67291	0.000053	0.405992	0.034003	100
NUM548	0.004076	0.000994	0.072402	-0.034592	0.018544	0.754161	4.546434	19.44371	0.00006	0.407608	0.034043	100
NUM549	0.003965	0.000994	0.072402	-0.034592	0.018639	0.747077	4.488629	18.53546	0.000094	0.396466	0.034394	100
NUM550	0.003674	0.000994	0.072402	-0.034592	0.018385	0.780215	4.713435	22.37834	0.000014	0.367438	0.033464	100
NUM551	0.003666	0.000994	0.072402	-0.034592	0.01837	0.77928	4.720698	22.45797	0.000013	0.366555	0.033408	100
NUM552	0.003279	0.000557	0.072402	-0.034592	0.018273	0.827833	4.864835	25.91184	0.000002	0.327907	0.033058	100
NUM553	0.003176	0.000557	0.072402	-0.034592	0.01844	0.778614	4.80474	23.67519	0.000007	0.317645	0.033662	100
NUM554	0.00303	0.000557	0.072402	-0.034592	0.018294	0.796573	4.948377	26.39285	0.000002	0.30301	0.033133	100
NUM555	0.003328	0.000994	0.072402	-0.034592	0.018289	0.759118	4.902258	24.68177	0.000004	0.332755	0.033115	100
NUM556	0.003556	0.002271	0.072402	-0.034592	0.018343	0.721937	4.81321	22.38542	0.000014	0.355632	0.03331	100
NUM557	0.003374	0.000994	0.072402	-0.034592	0.018401	0.739448	4.785925	22.40276	0.000014	0.337353	0.033522	100
NUM558	0.003388	0.000994	0.072402	-0.034592	0.018402	0.736934	4.782856	22.29525	0.000014	0.338844	0.033525	100
NUM559	0.003272	0.000994	0.072402	-0.034592	0.018499	0.730826	4.718329	21.20451	0.000025	0.327194	0.033878	100
NUM560	0.00331	0.000994	0.072402	-0.034592	0.018527	0.724849	4.686948	20.61424	0.000033	0.330956	0.033982	100
NUM561	0.003415	0.000994	0.072402	-0.034592	0.018567	0.706045	4.632605	19.41415	0.000061	0.341466	0.034128	100
NUM562	0.003405	0.000994	0.072402	-0.034592	0.018569	0.707306	4.631884	19.43405	0.00006	0.340479	0.034137	100
NUM563	0.003626	0.000994	0.072402	-0.034592	0.01885	0.700819	4.442657	16.85771	0.000218	0.362643	0.035176	100
NUM564	0.003219	0.000994	0.072402	-0.034592	0.018343	0.696218	4.703566	20.1709	0.000042	0.321884	0.033311	100
NUM565	0.003363	0.001569	0.072402	-0.034592	0.018276	0.6865	4.745687	20.5523	0.000034	0.336275	0.033067	100
NUM566	0.003182	0.000994	0.072402	-0.034592	0.018258	0.715665	4.790985	21.90138	0.000018	0.318163	0.033004	100
NUM567	0.003418	0.001569	0.072402	-0.034592	0.018172	0.697217	4.834612	22.12604	0.000016	0.341844	0.032693	100
NUM568	0.003292	0.000994	0.072402	-0.034592	0.018161	0.718539	4.866267	23.11727	0.00001	0.329179	0.032652	100
NUM569	0.003489	0.001569	0.072402	-0.034592	0.018157	0.689501	4.83971	22.02573	0.000016	0.348945	0.032636	100
NUM570	0.003977	0.00301	0.072402	-0.034592	0.018234	0.650934	4.717416	19.35159	0.000063	0.397659	0.032916	100
NUM571	0.004144	0.004458	0.072402	-0.034592	0.018198	0.63029	4.729064	19.07802	0.000072	0.414378	0.032786	100

Data	Mean	Median	Maximum	Minimum	Std. Dev.	Skewness	Kurtosis	Jarque-Bera	Probability	Sum	Sum Sq. Dev.	Observations
NUM572	0.004378	0.004458	0.072402	-0.034592	0.01793	0.676656	4.878119	22.32827	0.000014	0.437835	0.031825	100
NUM573	0.004002	0.00301	0.072402	-0.034592	0.018196	0.655966	4.744152	19.8468	0.000049	0.4002	0.032777	100
NUM574	0.003945	0.00301	0.072402	-0.034592	0.018242	0.654087	4.710987	19.3283	0.000064	0.394479	0.032946	100
NUM575	0.004129	0.00301	0.072402	-0.034592	0.018353	0.625523	4.587741	17.02517	0.000201	0.412899	0.033345	100
NUM576	0.003993	0.00301	0.072402	-0.034592	0.018509	0.602093	4.500762	15.42647	0.000447	0.399286	0.033915	100
NUM577	0.004279	0.004458	0.072402	-0.034592	0.018625	0.561553	4.372924	13.10952	0.001423	0.427918	0.034342	100
NUM578	0.004111	0.004458	0.072402	-0.034592	0.018819	0.534109	4.276647	11.54548	0.003111	0.411132	0.03506	100
NUM579	0.003516	0.00301	0.072402	-0.034592	0.018966	0.531398	4.290733	11.64803	0.002956	0.351561	0.035611	100
NUM580	0.003914	0.004458	0.072402	-0.034592	0.019115	0.488328	4.154572	9.528717	0.008528	0.391442	0.036173	100
NUM581	0.004027	0.004917	0.072402	-0.034592	0.019111	0.471378	4.146745	9.182552	0.01014	0.402734	0.036157	100
NUM582	0.00393	0.004458	0.072402	-0.034592	0.019119	0.485634	4.149772	9.438903	0.00892	0.393049	0.036187	100
NUM583	0.004138	0.004458	0.072402	-0.034592	0.018951	0.490103	4.242732	10.43828	0.005412	0.413781	0.035557	100
NUM584	0.004131	0.004458	0.072402	-0.034592	0.018954	0.490808	4.24139	10.43591	0.005418	0.413142	0.035565	100
NUM585	0.004349	0.004917	0.072402	-0.034592	0.01903	0.458543	4.159245	9.103732	0.010548	0.434921	0.035853	100
NUM586	0.004203	0.004458	0.072402	-0.034592	0.019079	0.474325	4.133523	9.10338	0.010549	0.420304	0.036038	100
NUM587	0.004176	0.004458	0.072402	-0.034592	0.019074	0.47888	4.141125	9.247784	0.009815	0.41757	0.036017	100
NUM588	0.004044	0.004458	0.072402	-0.034592	0.019165	0.481984	4.087056	8.795529	0.012305	0.404391	0.036363	100
NUM589	0.004298	0.004917	0.072402	-0.034592	0.019265	0.446809	3.990961	7.418984	0.02449	0.429813	0.036742	100
NUM590	0.004244	0.004458	0.072402	-0.034592	0.019269	0.454839	3.992698	7.554016	0.022891	0.424436	0.036758	100
NUM591	0.004145	0.00331	0.072402	-0.034592	0.019251	0.470774	4.016449	7.998672	0.018328	0.414536	0.036691	100
NUM592	0.003743	0.002313	0.072402	-0.034592	0.019272	0.508905	4.045151	8.867816	0.011868	0.374304	0.036769	100
NUM593	0.003825	0.002313	0.072402	-0.034592	0.019327	0.497697	3.995994	8.261718	0.016069	0.382531	0.036981	100
NUM594	0.004007	0.00331	0.072402	-0.034592	0.019288	0.475652	4.007653	8.001439	0.018302	0.400712	0.036832	100
NUM595	0.003997	0.00331	0.072402	-0.034592	0.019293	0.476662	4.00514	7.996392	0.018349	0.399664	0.036849	100
NUM596	0.004139	0.00331	0.072402	-0.034592	0.019196	0.472755	4.060305	8.409318	0.014926	0.413938	0.03648	100
NUM597	0.004338	0.004458	0.072402	-0.034592	0.019137	0.451251	4.086444	8.311962	0.01567	0.4338	0.036257	100
NUM598	0.0042	0.00331	0.072402	-0.034592	0.019112	0.473148	4.121007	8.967212	0.011293	0.420016	0.03616	100
NUM599	0.004411	0.004458	0.072402	-0.034592	0.01907	0.447612	4.133704	8.69463	0.012942	0.441079	0.036002	100
NUM600	0.004454	0.00474	0.072402	-0.034592	0.019065	0.441163	4.133678	8.598849	0.013576	0.445435	0.035984	100
NUM601	0.004534	0.004917	0.072402	-0.034592	0.019055	0.429751	4.135319	8.448712	0.014635	0.453351	0.035945	100
NUM602	0.004789	0.005124	0.072402	-0.034592	0.019142	0.394515	4.048478	7.174481	0.027675	0.478902	0.036276	100
NUM603	0.004951	0.005124	0.072402	-0.034592	0.018997	0.40008	4.129643	7.984787	0.018455	0.495052	0.035728	100
NUM604	0.005314	0.005624	0.072402	-0.034592	0.019137	0.360235	4.012279	6.432444	0.040106	0.531434	0.036256	100
NUM605	0.005306	0.005624	0.072402	-0.034592	0.01913	0.361184	4.017802	6.490573	0.038957	0.530555	0.03623	100
NUM606	0.005197	0.005624	0.072402	-0.034592	0.01919	0.369282	3.981034	6.282937	0.043219	0.5197	0.036457	100
NUM607	0.005385	0.005947	0.072402	-0.034592	0.019219	0.341197	3.944277	5.655504	0.059146	0.538526	0.036569	100
NUM608	0.005079	0.005624	0.072402	-0.034592	0.019315	0.368999	3.903614	5.671498	0.058675	0.507924	0.036934	100
NUM609	0.005331	0.005947	0.072402	-0.034592	0.019363	0.334121	3.851343	4.880552	0.087137	0.533122	0.037118	100
NUM610	0.005479	0.006016	0.072402	-0.034592	0.019365	0.312171	3.8396	4.561375	0.102214	0.547864	0.037127	100
NUM611	0.005543	0.006029	0.072402	-0.034592	0.019378	0.302053	3.825711	4.361428	0.112961	0.554284	0.037175	100
NUM612	0.005499	0.006029	0.072402	-0.034592	0.019407	0.304491	3.808328	4.267726	0.118379	0.549919	0.037286	100
NUM613	0.005571	0.006029	0.072402	-0.034592	0.019359	0.300727	3.836964	4.42606	0.109369	0.557065	0.037102	100
NUM614	0.005613	0.006029	0.072402	-0.034592	0.019375	0.294383	3.822155	4.260771	0.118791	0.561286	0.037164	100

Data	Mean	Median	Maximum	Minimum	Std. Dev.	Skewness	Kurtosis	Jarque-Bera	Probability	Sum	Sum Sq. Dev.	Observations
NUM615	0.005391	0.005947	0.072402	-0.034592	0.019403	0.323153	3.815973	4.51468	0.104628	0.539108	0.037273	100
NUM616	0.005115	0.005947	0.072402	-0.034592	0.019663	0.308769	3.707386	3.673952	0.159298	0.511533	0.038275	100
NUM617	0.00453	0.005624	0.072402	-0.034592	0.019797	0.3208	3.705908	3.791482	0.150207	0.45298	0.038801	100
NUM618	0.004846	0.005624	0.072402	-0.034592	0.020196	0.338703	3.570982	3.270418	0.194912	0.484575	0.040382	100
NUM619	0.004749	0.005624	0.072402	-0.034592	0.020224	0.350322	3.559198	3.348346	0.187463	0.474919	0.04049	100
NUM620	0.004905	0.005624	0.072402	-0.034592	0.02041	0.351393	3.476586	3.004341	0.222646	0.490524	0.04124	100
NUM621	0.005108	0.005624	0.072402	-0.034592	0.020221	0.359565	3.551607	3.42257	0.180634	0.510766	0.040482	100
NUM622	0.004944	0.005624	0.072402	-0.034592	0.02012	0.378887	3.624808	4.019193	0.134043	0.494427	0.040077	100
NUM623	0.004798	0.005124	0.072402	-0.034592	0.020147	0.397464	3.617638	4.222451	0.12109	0.479848	0.040184	100
NUM624	0.004748	0.005115	0.072402	-0.034592	0.020153	0.404551	3.617375	4.315829	0.115566	0.47477	0.040208	100
NUM625	0.004942	0.005115	0.072402	-0.034592	0.019877	0.453523	3.678978	5.348936	0.068943	0.494224	0.039116	100
NUM626	0.004634	0.00474	0.072402	-0.034592	0.01988	0.490628	3.706625	6.092426	0.047539	0.463355	0.039128	100
NUM627	0.004522	0.00474	0.072402	-0.034592	0.019967	0.490487	3.665171	5.853179	0.053579	0.452189	0.039471	100
NUM628	0.005001	0.005115	0.072402	-0.034592	0.019755	0.483096	3.704209	5.955979	0.050895	0.500131	0.038637	100
NUM629	0.004411	0.00474	0.072402	-0.034592	0.018896	0.366819	3.617061	3.829117	0.147407	0.441061	0.035351	100
NUM630	0.004497	0.00475	0.072402	-0.034592	0.018877	0.355075	3.624783	3.727779	0.155068	0.449686	0.035279	100
NUM631	0.004593	0.00475	0.072402	-0.034592	0.01891	0.340026	3.593996	3.397093	0.182949	0.459293	0.035401	100
NUM632	0.004441	0.00475	0.072402	-0.034592	0.018736	0.341042	3.685808	3.898218	0.142401	0.444057	0.034752	100
NUM633	0.004431	0.00475	0.072402	-0.034592	0.01873	0.342417	3.690732	3.942114	0.13931	0.44306	0.034731	100
NUM634	0.004281	0.004582	0.072402	-0.034592	0.018721	0.36564	3.709062	4.323083	0.115147	0.428102	0.034696	100
NUM635	0.004192	0.004582	0.072402	-0.034592	0.018837	0.349076	3.667371	3.886661	0.143226	0.419152	0.035129	100
NUM636	0.004486	0.00475	0.072402	-0.034592	0.018641	0.343356	3.756565	4.349846	0.113617	0.448555	0.0344	100
NUM637	0.005056	0.005115	0.072402	-0.031348	0.018303	0.377123	3.786015	4.944613	0.08439	0.505639	0.033165	100
NUM638	0.005091	0.005115	0.072402	-0.031348	0.018296	0.372037	3.788739	4.89898	0.086338	0.509124	0.03314	100
NUM639	0.005093	0.005115	0.072402	-0.031348	0.018296	0.371668	3.788372	4.891997	0.08664	0.509342	0.033141	100
NUM640	0.005027	0.005115	0.072402	-0.031348	0.018323	0.379131	3.772917	4.88484	0.08695	0.502676	0.033238	100
NUM641	0.004418	0.00475	0.072402	-0.031348	0.018267	0.38863	3.836519	5.432908	0.066109	0.441794	0.033035	100
NUM642	0.003911	0.00475	0.045499	-0.031348	0.017022	-0.065994	2.489668	1.157748	0.560529	0.391072	0.028685	100
NUM643	0.003889	0.00475	0.045499	-0.031348	0.017012	-0.063212	2.494836	1.129891	0.568391	0.388935	0.02865	100
NUM644	0.003746	0.004582	0.045499	-0.031348	0.01702	-0.039342	2.488592	1.115541	0.572484	0.374603	0.028678	100
NUM645	0.003899	0.004582	0.045499	-0.031348	0.016859	-0.035815	2.535901	0.918829	0.631653	0.389909	0.028137	100
NUM646	0.003816	0.004582	0.045499	-0.031348	0.016813	-0.025894	2.559045	0.821347	0.663203	0.381575	0.027985	100
NUM647	0.003728	0.004582	0.045499	-0.031348	0.016727	-0.025875	2.590447	0.710048	0.701156	0.372783	0.027699	100
NUM648	0.003365	0.003916	0.045499	-0.031348	0.016822	0.00932	2.559482	0.810016	0.666972	0.336526	0.028016	100
NUM649	0.003461	0.003916	0.045499	-0.031348	0.016731	0.008337	2.594044	0.687825	0.708991	0.346125	0.027711	100
NUM650	0.00342	0.003125	0.045499	-0.031348	0.016731	0.015725	2.593889	0.691315	0.707755	0.342003	0.027713	100
NUM651	0.003065	0.0028	0.045499	-0.031348	0.016431	0.010485	2.649775	0.512905	0.773792	0.306467	0.026728	100
NUM652	0.003206	0.002899	0.045499	-0.031348	0.016367	-0.00853	2.685444	0.413485	0.813229	0.320599	0.026519	100
NUM653	0.003672	0.003125	0.045499	-0.030598	0.016033	0.009243	2.693245	0.3935	0.821396	0.367154	0.025447	100
NUM654	0.003644	0.003125	0.045499	-0.030598	0.016017	0.012869	2.702461	0.371633	0.830426	0.364392	0.025398	100
NUM655	0.003526	0.003125	0.045499	-0.030598	0.015956	0.028367	2.738721	0.297856	0.861631	0.35258	0.025203	100
NUM656	0.003239	0.002899	0.045499	-0.030598	0.01593	0.067619	2.754769	0.326781	0.849259	0.323917	0.025121	100
NUM657	0.003326	0.002899	0.045499	-0.030598	0.015872	0.059454	2.785986	0.249755	0.882605	0.332565	0.024941	100

Data	Mean	Median	Maximum	Minimum	Std. Dev.	Skewness	Kurtosis	Jarque-Bera	Probability	Sum	Sum Sq. Dev.	Observations
NUM658	0.00318	0.002711	0.045499	-0.030598	0.015924	0.080926	2.756803	0.355588	0.837115	0.318026	0.025104	100
NUM659	0.003064	0.002711	0.045499	-0.030598	0.016119	0.03864	2.766146	0.25275	0.881284	0.306371	0.025724	100
NUM660	0.002973	0.002711	0.045499	-0.030598	0.016054	0.046947	2.802934	0.198547	0.905495	0.297258	0.025514	100
NUM661	0.002853	0.002711	0.045499	-0.030598	0.016003	0.064968	2.836022	0.182384	0.912843	0.285305	0.025354	100
NUM662	0.002635	0.002711	0.045499	-0.030598	0.016207	0.061666	2.764975	0.293531	0.863496	0.263524	0.026005	100
NUM663	0.001853	0.002313	0.045499	-0.040174	0.016368	-0.080404	2.882698	0.165079	0.920775	0.185298	0.026522	100
NUM664	0.001699	0.001607	0.045499	-0.040174	0.016401	-0.055115	2.858813	0.133685	0.935343	0.169915	0.026631	100
NUM665	0.001766	0.001907	0.045499	-0.040174	0.016416	-0.066501	2.849687	0.167849	0.919501	0.176631	0.02668	100
NUM666	0.001694	0.001907	0.045499	-0.040174	0.016458	-0.057352	2.823724	0.184292	0.911972	0.169414	0.026815	100
NUM667	0.001436	0.001054	0.045499	-0.040174	0.016551	-0.025295	2.7747	0.222164	0.894865	0.143579	0.02712	100
NUM668	0.001609	0.001907	0.045499	-0.040174	0.016612	-0.04963	2.741538	0.319396	0.852401	0.160911	0.027321	100
NUM669	0.001346	0.001054	0.045499	-0.040174	0.01664	-0.012361	2.725689	0.316073	0.853818	0.134635	0.027411	100
NUM670	0.00131	0.001054	0.045499	-0.040174	0.016579	-0.024634	2.723743	0.328105	0.848698	0.131018	0.02721	100
NUM671	0.001474	0.001054	0.045499	-0.040174	0.016731	-0.02577	2.666384	0.474816	0.78867	0.147407	0.027713	100
NUM672	0.001197	0.001054	0.045499	-0.040174	0.017056	-0.052784	2.61778	0.655155	0.720667	0.11974	0.028801	100
NUM673	0.001674	0.001907	0.045499	-0.040174	0.016918	-0.075871	2.643368	0.625884	0.731292	0.167367	0.028334	100
NUM674	0.001715	0.001907	0.045499	-0.040174	0.016885	-0.079043	2.659554	0.587061	0.745626	0.171452	0.028226	100
NUM675	0.001423	0.001054	0.045499	-0.040174	0.016746	-0.053477	2.711306	0.394931	0.820808	0.14233	0.027762	100
NUM676	0.001934	0.001907	0.045499	-0.040174	0.01675	-0.073522	2.718706	0.419785	0.810671	0.193354	0.027776	100
NUM677	0.00163	0.001054	0.045499	-0.040174	0.016586	-0.051814	2.778159	0.2498	0.882585	0.163045	0.027233	100
NUM678	0.001846	0.001054	0.045499	-0.040174	0.016367	-0.047296	2.853106	0.127189	0.938385	0.184561	0.02652	100
NUM679	0.002191	0.001907	0.045499	-0.040174	0.016037	-0.031068	2.924646	0.039746	0.980323	0.21906	0.02546	100
NUM680	0.001954	0.001907	0.045499	-0.040174	0.015784	-0.046985	3.003413	0.036841	0.981748	0.19543	0.024665	100
NUM681	0.001775	0.001054	0.045499	-0.040174	0.015806	-0.01687	2.987283	0.005417	0.997295	0.177523	0.024734	100
NUM682	0.001704	0.001054	0.045499	-0.040174	0.015841	-0.006681	2.963206	0.006385	0.996813	0.170379	0.024844	100
NUM683	0.001624	0.001054	0.045499	-0.040174	0.015874	0.005592	2.94081	0.015119	0.992469	0.162434	0.024946	100
NUM684	0.00128	0.001054	0.045499	-0.040174	0.016342	-0.069647	2.942397	0.094672	0.953767	0.127977	0.026438	100
NUM685	0.001099	0.001054	0.045499	-0.040174	0.016213	-0.057943	3.008035	0.056225	0.972279	0.109854	0.026023	100
NUM686	0.001282	0.001907	0.045499	-0.040174	0.016197	-0.088419	3.02179	0.132276	0.936002	0.128246	0.025972	100
NUM687	0.001342	0.001907	0.045499	-0.040174	0.016229	-0.095871	3.002153	0.153208	0.926257	0.134247	0.026073	100
NUM688	0.00155	0.002711	0.045499	-0.040174	0.016142	-0.124279	3.060235	0.272539	0.872607	0.155018	0.025795	100
NUM689	0.001313	0.001907	0.045499	-0.040174	0.015977	-0.112829	3.138149	0.291693	0.864291	0.131297	0.025271	100
NUM690	0.001253	0.001907	0.045499	-0.040174	0.015993	-0.102082	3.124633	0.238403	0.887629	0.12529	0.025321	100
NUM691	0.001136	0.001054	0.045499	-0.040174	0.016025	-0.082236	3.098443	0.153091	0.926311	0.113637	0.025424	100
NUM692	0.001501	0.002005	0.045499	-0.040174	0.01602	-0.121025	3.110077	0.294607	0.863032	0.150104	0.025407	100
NUM693	0.001355	0.002005	0.045499	-0.040174	0.015909	-0.11381	3.171345	0.338207	0.844421	0.135547	0.025055	100
NUM694	0.001362	0.002005	0.045499	-0.040174	0.015912	-0.114654	3.169175	0.338344	0.844364	0.136188	0.025066	100
NUM695	0.001373	0.002005	0.045499	-0.040174	0.015908	-0.116677	3.172605	0.351026	0.839026	0.137348	0.025053	100
NUM696	0.001329	0.002005	0.045499	-0.040174	0.015923	-0.108932	3.159858	0.304248	0.858882	0.132896	0.0251	100
NUM697	0.001564	0.002005	0.045499	-0.040174	0.016202	-0.078595	3.083037	0.131684	0.936279	0.156405	0.025988	100
NUM698	0.001602	0.002899	0.045499	-0.040174	0.016205	-0.085577	3.081597	0.1498	0.927836	0.160221	0.025998	100
NUM699	0.001181	0.002005	0.045499	-0.040174	0.016501	-0.08466	3.009052	0.119797	0.94186	0.11808	0.026957	100
NUM700	0.001226	0.002005	0.045499	-0.040174	0.016517	-0.091711	2.999055	0.140185	0.932307	0.12265	0.027008	100

Data	Mean	Median	Maximum	Minimum	Std. Dev.	Skewness	Kurtosis	Jarque-Bera	Probability	Sum	Sum Sq. Dev.	Observations
NUM701	0.001192	0.001855	0.045499	-0.040174	0.016511	-0.085737	3.002896	0.122548	0.940565	0.119191	0.026987	100
NUM702	0.001126	0.001855	0.045499	-0.040174	0.016432	-0.092135	3.031408	0.14559	0.929791	0.112595	0.02673	100
NUM703	0.001326	0.002659	0.045499	-0.040174	0.01649	-0.120037	3.000602	0.24015	0.886854	0.132571	0.026919	100
NUM704	0.001175	0.002659	0.045499	-0.040174	0.016287	-0.148813	3.046068	0.377932	0.827815	0.117527	0.026263	100
NUM705	0.001076	0.002659	0.045499	-0.040174	0.016205	-0.145941	3.088964	0.387959	0.823675	0.107619	0.025997	100
NUM706	0.001367	0.002899	0.045499	-0.040174	0.016254	-0.182327	3.073455	0.576533	0.749562	0.136737	0.026156	100
NUM707	0.001208	0.002659	0.045499	-0.040174	0.01617	-0.165947	3.119868	0.518839	0.771499	0.120826	0.025887	100
NUM708	0.001269	0.002659	0.045499	-0.040174	0.016116	-0.169925	3.153385	0.579269	0.748537	0.126889	0.025714	100
NUM709	0.001255	0.002659	0.045499	-0.040174	0.0161	-0.171666	3.159655	0.597359	0.741797	0.125542	0.025662	100
NUM710	0.001364	0.002659	0.045499	-0.040174	0.016217	-0.164228	3.109866	0.499806	0.778876	0.136431	0.026037	100
NUM711	0.001487	0.002659	0.045499	-0.040174	0.016349	-0.156301	3.056273	0.42036	0.810438	0.148747	0.026461	100
NUM712	0.001534	0.002659	0.045499	-0.040174	0.016324	-0.163166	3.074852	0.467062	0.791733	0.153405	0.026381	100
NUM713	0.001771	0.002899	0.045499	-0.040174	0.016418	-0.189355	3.030973	0.601585	0.740231	0.17709	0.026684	100
NUM714	0.001654	0.002899	0.045499	-0.040174	0.016364	-0.175057	3.061218	0.526365	0.768602	0.165406	0.02651	100
NUM715	0.001781	0.003125	0.045499	-0.040174	0.016337	-0.197204	3.085884	0.678888	0.712166	0.178126	0.026423	100
NUM716	0.00215	0.003291	0.045499	-0.040174	0.016102	-0.217359	3.187655	0.934139	0.626836	0.215009	0.025668	100
NUM717	0.002315	0.003291	0.045499	-0.040174	0.015863	-0.190169	3.248398	0.859829	0.650565	0.231541	0.024911	100
NUM718	0.00174	0.003125	0.036666	-0.040174	0.015314	-0.333968	3.042939	1.866591	0.393256	0.174012	0.023219	100
NUM719	0.001701	0.003125	0.036666	-0.040174	0.015338	-0.327703	3.023244	1.792074	0.408184	0.170149	0.02329	100
NUM720	0.001207	0.002899	0.032088	-0.040174	0.014993	-0.389298	2.960374	2.532422	0.281898	0.120681	0.022254	100
NUM721	0.001286	0.003125	0.032088	-0.040174	0.014988	-0.405222	2.972479	2.739907	0.254119	0.128628	0.02224	100
NUM722	0.001147	0.002899	0.032088	-0.040174	0.014978	-0.380158	2.965179	2.413724	0.299135	0.114692	0.02221	100
NUM723	0.00139	0.003125	0.032088	-0.040174	0.015056	-0.407049	2.945155	2.774014	0.249822	0.138988	0.022442	100
NUM724	0.001283	0.003125	0.032088	-0.040174	0.015105	-0.387153	2.900271	2.53956	0.280893	0.128302	0.022588	100
NUM725	0.001342	0.003125	0.032088	-0.040174	0.015058	-0.39502	2.934293	2.618666	0.27	0.134173	0.022449	100
NUM726	0.001424	0.003125	0.032088	-0.040174	0.015014	-0.409778	2.973821	2.801486	0.246414	0.142362	0.022316	100
NUM727	0.001644	0.003291	0.032088	-0.040174	0.014911	-0.44531	3.060985	3.320507	0.190091	0.164377	0.022012	100
NUM728	0.001418	0.003125	0.032088	-0.040174	0.0148	-0.429088	3.101658	3.111668	0.211013	0.1418	0.021686	100
NUM729	0.001159	0.003035	0.032088	-0.040174	0.014997	-0.403559	2.982376	2.715627	0.257223	0.115939	0.022267	100
NUM730	0.000865	0.002659	0.032088	-0.040174	0.015217	-0.378847	2.869435	2.463114	0.291838	0.086489	0.022923	100
NUM731	0.00078	0.002659	0.032088	-0.040174	0.015157	-0.37521	2.897539	2.390114	0.302687	0.077969	0.022743	100
NUM732	0.000708	0.002659	0.032088	-0.040174	0.01509	-0.378213	2.925703	2.407087	0.300129	0.070762	0.022543	100
NUM733	0.000557	0.002144	0.032088	-0.040174	0.015022	-0.361524	2.955501	2.186575	0.335113	0.055659	0.022342	100
NUM734	0.00069	0.002659	0.032088	-0.040174	0.015059	-0.381828	2.942755	2.443536	0.294709	0.069018	0.02245	100
NUM735	0.000888	0.002659	0.032088	-0.040174	0.014855	-0.389591	3.045123	2.538166	0.281089	0.088833	0.021845	100
NUM736	0.000949	0.002659	0.032088	-0.040174	0.014891	-0.394549	3.025923	2.597285	0.272902	0.094891	0.021951	100
NUM737	0.000816	0.002659	0.032088	-0.040174	0.014755	-0.408173	3.07803	2.80212	0.246336	0.081591	0.021553	100
NUM738	0.000831	0.002659	0.032088	-0.040174	0.014758	-0.410839	3.077003	2.837854	0.241974	0.083104	0.021563	100
NUM739	0.000791	0.002659	0.032088	-0.040174	0.014747	-0.404375	3.082042	2.753365	0.252415	0.079097	0.021529	100
NUM740	0.00084	0.002659	0.032088	-0.040174	0.014733	-0.414784	3.098253	2.907651	0.233675	0.084043	0.02149	100
NUM741	0.001312	0.002952	0.032088	-0.040174	0.014684	-0.430943	3.159817	3.201616	0.201733	0.131232	0.021345	100
NUM742	0.001099	0.002659	0.032088	-0.040174	0.014539	-0.427689	3.221692	3.253416	0.196576	0.109941	0.020927	100
NUM743	0.000928	0.002144	0.032088	-0.040174	0.014522	-0.39798	3.215166	2.832708	0.242597	0.092755	0.020879	100

Data	Mean	Median	Maximum	Minimum	Std. Dev.	Skewness	Kurtosis	Jarque-Bera	Probability	Sum	Sum Sq. Dev.	Observations
NUM744	0.000955	0.002144	0.032088	-0.040174	0.014515	-0.403904	3.224689	2.929324	0.231156	0.095518	0.020857	100
NUM745	0.001013	0.002144	0.032088	-0.040174	0.014498	-0.416064	3.245981	3.137261	0.20833	0.101254	0.020808	100
NUM746	0.00085	0.00149	0.032088	-0.040174	0.0145	-0.385573	3.225664	2.689955	0.260546	0.084967	0.020816	100
NUM747	0.000667	0.000906	0.032088	-0.040174	0.014427	-0.364379	3.260998	2.496705	0.286977	0.066693	0.020606	100
NUM748	0.000912	0.00149	0.032088	-0.040174	0.014298	-0.399368	3.370142	3.229096	0.198981	0.091205	0.020238	100
NUM749	0.001123	0.002144	0.032088	-0.040174	0.014325	-0.43255	3.373414	3.699316	0.157291	0.112267	0.020315	100
NUM750	0.001177	0.002659	0.032088	-0.040174	0.014335	-0.442388	3.37041	3.833465	0.147087	0.117663	0.020345	100
NUM751	0.001234	0.002952	0.032088	-0.040174	0.014339	-0.453828	3.373902	4.015177	0.134312	0.123385	0.020356	100
NUM752	0.001414	0.003208	0.032088	-0.040174	0.014472	-0.453854	3.308044	3.828441	0.147457	0.141394	0.020734	100
NUM753	0.001264	0.002802	0.032088	-0.040174	0.014405	-0.437832	3.342398	3.683439	0.158545	0.126446	0.020543	100
NUM754	0.001147	0.002144	0.032088	-0.040174	0.014372	-0.419414	3.356806	3.462265	0.177084	0.114662	0.020449	100
NUM755	0.001387	0.002144	0.032088	-0.040174	0.014652	-0.368187	3.283702	2.594725	0.273252	0.138735	0.021253	100
NUM756	0.001482	0.002144	0.032088	-0.040174	0.014611	-0.386628	3.327049	2.937031	0.230267	0.148217	0.021135	100
NUM757	0.001454	0.002144	0.032088	-0.040174	0.014622	-0.380763	3.314227	2.827752	0.243199	0.145352	0.021168	100
NUM758	0.001388	0.002144	0.032088	-0.040174	0.014687	-0.375517	3.267548	2.64848	0.266005	0.138842	0.021354	100
NUM759	0.001721	0.002802	0.032088	-0.040174	0.014358	-0.372662	3.396026	2.968108	0.226717	0.17215	0.020408	100
NUM760	0.001834	0.002802	0.032088	-0.040174	0.014466	-0.364855	3.338668	2.696556	0.259687	0.183364	0.020717	100
NUM761	0.002024	0.002802	0.032088	-0.040174	0.014614	-0.363779	3.265282	2.498818	0.286674	0.202421	0.021145	100
NUM762	0.002223	0.002802	0.032088	-0.040174	0.014403	-0.368376	3.386388	2.883746	0.236484	0.222296	0.020538	100
NUM763	0.002582	0.002802	0.032088	-0.037432	0.013769	-0.204962	3.155184	0.800497	0.670153	0.258188	0.01877	100
NUM764	0.002674	0.002802	0.032088	-0.037432	0.013719	-0.220717	3.201683	0.981418	0.612192	0.267402	0.018632	100
NUM765	0.002455	0.002144	0.032088	-0.037432	0.013796	-0.185418	3.134857	0.648771	0.722971	0.245502	0.018842	100
NUM766	0.002656	0.002802	0.032088	-0.037432	0.01374	-0.220706	3.187677	0.958615	0.619212	0.265616	0.018691	100
NUM767	0.003247	0.003208	0.041851	-0.037432	0.014141	-0.084056	3.407471	0.809559	0.667124	0.324727	0.019796	100
NUM768	0.003075	0.002802	0.041851	-0.037432	0.014089	-0.055844	3.447319	0.885702	0.642203	0.30746	0.019651	100
NUM769	0.003239	0.003085	0.041851	-0.037432	0.013991	-0.07597	3.528593	1.2604	0.532485	0.323922	0.019378	100
NUM770	0.002832	0.002791	0.041851	-0.037432	0.013874	-0.060034	3.564427	1.387475	0.499705	0.283212	0.019056	100
NUM771	0.002589	0.002144	0.041851	-0.037432	0.013695	-0.051554	3.679995	1.970937	0.373264	0.258896	0.018567	100
NUM772	0.00304	0.002791	0.041851	-0.037432	0.013275	0.027765	3.682237	1.952213	0.376775	0.303967	0.017446	100
NUM773	0.002904	0.002791	0.041851	-0.037432	0.013165	0.036701	3.777148	2.538944	0.28098	0.29039	0.017159	100
NUM774	0.003078	0.003085	0.041851	-0.037432	0.013114	0.006182	3.82648	2.846758	0.240899	0.307849	0.017027	100
NUM775	0.003171	0.003208	0.041851	-0.037432	0.013089	-0.012596	3.854589	3.045655	0.218094	0.317067	0.016961	100
NUM776	0.002861	0.003085	0.041851	-0.037432	0.012876	-0.009334	3.985973	4.052044	0.131859	0.286149	0.016414	100
NUM777	0.002771	0.003085	0.041851	-0.037432	0.01296	-0.00663	3.908565	3.44028	0.179041	0.277072	0.016628	100
NUM778	0.002945	0.003208	0.041851	-0.037432	0.012984	-0.040084	3.88424	3.284611	0.193533	0.294506	0.01669	100
NUM779	0.002908	0.003085	0.041851	-0.037432	0.012987	-0.031549	3.880809	3.249188	0.196992	0.290796	0.016696	100
NUM780	0.002813	0.002791	0.041851	-0.037432	0.01299	-0.01058	3.875799	3.197795	0.202119	0.281333	0.016706	100
NUM781	0.003011	0.003085	0.041851	-0.037432	0.01296	-0.046689	3.908717	3.477023	0.175782	0.30115	0.016627	100
NUM782	0.00317	0.003208	0.041851	-0.037432	0.012901	-0.074881	3.973514	4.042322	0.132502	0.317019	0.016478	100
NUM783	0.003231	0.003208	0.041851	-0.037432	0.012859	-0.082808	4.020816	4.456221	0.107732	0.323131	0.016369	100
NUM784	0.003522	0.003208	0.041851	-0.031056	0.012244	0.19573	3.636069	2.32427	0.312818	0.352212	0.014841	100
NUM785	0.003459	0.003085	0.041851	-0.031056	0.01226	0.209181	3.622087	2.341747	0.310096	0.345887	0.01488	100
NUM786	0.003307	0.002791	0.041851	-0.031056	0.012284	0.239375	3.607665	2.493574	0.287427	0.330702	0.014939	100

Data	Mean	Median	Maximum	Minimum	Std. Dev.	Skewness	Kurtosis	Jarque-Bera	Probability	Sum	Sum Sq. Dev.	Observations
NUM787	0.003104	0.002144	0.041851	-0.031056	0.012295	0.276958	3.614752	2.853099	0.240136	0.310375	0.014965	100
NUM788	0.003204	0.002144	0.041851	-0.031056	0.012352	0.258045	3.548557	2.363603	0.306726	0.320382	0.015105	100
NUM789	0.002891	0.002144	0.041851	-0.031056	0.012806	0.117517	3.578608	1.625118	0.443721	0.289107	0.016236	100
NUM790	0.00284	0.002144	0.041851	-0.031056	0.012852	0.118721	3.541515	1.456737	0.482696	0.283967	0.016352	100
NUM791	0.002669	0.002144	0.041851	-0.031056	0.013122	0.049024	3.495691	1.063844	0.587475	0.266869	0.017047	100
NUM792	0.002931	0.002144	0.045532	-0.031056	0.013707	0.277577	3.866195	4.410375	0.11023	0.293075	0.0186	100
NUM793	0.002698	0.001195	0.045532	-0.031056	0.013847	0.289285	3.773836	3.889855	0.142998	0.269798	0.018983	100
NUM794	0.0026	0.000499	0.045532	-0.031056	0.013833	0.310201	3.797481	4.253646	0.119215	0.260004	0.018944	100
NUM795	0.002591	0.000499	0.045532	-0.031056	0.013837	0.311408	3.793897	4.242382	0.119889	0.259116	0.018955	100
NUM796	0.002561	0.000499	0.045532	-0.031056	0.01386	0.312758	3.775754	4.137768	0.126327	0.256122	0.019017	100
NUM797	0.002058	0.000324	0.045532	-0.031056	0.013689	0.298096	3.83677	4.398455	0.110889	0.205824	0.018551	100
NUM798	0.001604	0.000225	0.045532	-0.040683	0.014337	0.08595	3.999061	4.281973	0.117539	0.160416	0.02035	100
NUM799	0.001659	0.000225	0.045532	-0.040683	0.01422	0.128812	3.981537	4.290772	0.117023	0.165939	0.02002	100
NUM800	0.001374	8.02E-05	0.045532	-0.040683	0.014355	0.151603	3.890834	3.689664	0.158052	0.137362	0.020401	100
NUM801	0.00111	-0.000134	0.045532	-0.040683	0.014575	0.14655	3.761982	2.77718	0.249427	0.110956	0.021031	100
NUM802	0.000659	-0.00024	0.045532	-0.040683	0.014764	0.14393	3.718903	2.498685	0.286693	0.065901	0.021579	100
NUM803	0.001045	-0.00024	0.05456	-0.040683	0.015647	0.452059	4.327291	10.74638	0.004639	0.10453	0.024236	100
NUM804	0.001095	-0.00024	0.05456	-0.040683	0.015701	0.449195	4.278417	10.17272	0.00618	0.109524	0.024406	100
NUM805	0.00128	-0.00024	0.05456	-0.040683	0.01591	0.444815	4.120286	8.52701	0.014073	0.128045	0.025061	100
NUM806	0.000837	-0.000243	0.05456	-0.040683	0.016042	0.455866	4.101903	8.522696	0.014103	0.083736	0.025477	100
NUM807	0.000819	-0.000243	0.05456	-0.040683	0.016042	0.459319	4.104048	8.595075	0.013602	0.081899	0.025477	100
NUM808	0.001189	-0.00024	0.05456	-0.040683	0.016216	0.421712	3.956128	6.773112	0.033825	0.118896	0.026034	100
NUM809	0.001045	-0.00024	0.05456	-0.040683	0.01611	0.440922	4.057531	7.900082	0.019254	0.104457	0.025694	100
NUM810	0.000606	-0.000243	0.05456	-0.040683	0.016076	0.474191	4.126392	9.034109	0.010921	0.060627	0.025585	100
NUM811	0.000407	-0.000243	0.05456	-0.040683	0.015896	0.492658	4.286001	10.93603	0.00422	0.040733	0.025014	100
NUM812	0.000493	-0.00024	0.05456	-0.040683	0.015891	0.477272	4.280684	10.63044	0.004916	0.04932	0.024999	100
NUM813	0.000226	-0.000243	0.05456	-0.040683	0.015786	0.518074	4.406607	12.71727	0.001732	0.022592	0.024669	100
NUM814	0.000352	-0.000243	0.05456	-0.040683	0.015861	0.496552	4.317201	11.33865	0.00345	0.035202	0.024905	100
NUM815	0.000413	-0.000243	0.05456	-0.040683	0.015889	0.484902	4.280285	10.74855	0.004634	0.041342	0.024995	100
NUM816	0.000229	-0.000356	0.05456	-0.040683	0.015882	0.516591	4.310926	11.60829	0.003015	0.022883	0.024972	100
NUM817	0.000397	-0.000243	0.05456	-0.040683	0.015836	0.494441	4.335564	11.50674	0.003172	0.039707	0.024827	100
NUM818	0.000552	-0.00024	0.05456	-0.040683	0.015789	0.474364	4.364405	11.50702	0.003172	0.055177	0.02468	100
NUM819	0.000698	-0.000148	0.05456	-0.040683	0.015762	0.451743	4.374927	11.27797	0.003556	0.069763	0.024597	100
NUM820	0.000923	-4.45E-05	0.05456	-0.040683	0.015728	0.419868	4.383135	10.90925	0.004276	0.092266	0.02449	100
NUM821	0.000822	-0.000148	0.05456	-0.040683	0.015739	0.43753	4.383018	11.16028	0.003772	0.082154	0.024522	100
NUM822	0.000908	-4.45E-05	0.05456	-0.040683	0.015732	0.421946	4.380775	10.91122	0.004272	0.090847	0.024502	100
NUM823	0.00069	-0.000148	0.05456	-0.040683	0.015641	0.457498	4.493107	12.77745	0.00168	0.06901	0.024219	100
NUM824	0.000859	-4.45E-05	0.05456	-0.040683	0.015606	0.432466	4.510772	12.62724	0.001811	0.085876	0.024111	100
NUM825	0.000897	-4.45E-05	0.05456	-0.040683	0.01559	0.427735	4.524733	12.736	0.001716	0.089742	0.024061	100
NUM826	0.000698	-4.45E-05	0.05456	-0.040683	0.015762	0.418496	4.400513	11.09164	0.003904	0.069787	0.024596	100
NUM827	0.000617	-0.000148	0.05456	-0.040683	0.015757	0.433968	4.414637	11.47713	0.003219	0.061697	0.024581	100
NUM828	0.000507	-0.000148	0.05456	-0.040683	0.015818	0.442774	4.366137	11.04386	0.003998	0.050711	0.02477	100
NUM829	0.000717	-0.000148	0.05456	-0.040683	0.015643	0.451148	4.48861	12.6254	0.001813	0.071738	0.024224	100

Data	Mean	Median	Maximum	Minimum	Std. Dev.	Skewness	Kurtosis	Jarque-Bera	Probability	Sum	Sum Sq. Dev.	Observations
NUM830	0.000991	-4.45E-05	0.05456	-0.040683	0.015429	0.462886	4.630875	14.65336	0.000658	0.099139	0.023566	100
NUM831	0.001024	-4.45E-05	0.05456	-0.040683	0.015445	0.456649	4.607991	14.24895	0.000805	0.102427	0.023618	100
NUM832	0.000843	-0.000148	0.05456	-0.040683	0.015434	0.488849	4.643012	15.23075	0.000493	0.084306	0.023582	100
NUM833	0.00094	-4.45E-05	0.05456	-0.040683	0.015457	0.469507	4.603864	14.39221	0.000749	0.093978	0.023654	100
NUM834	0.000826	-4.45E-05	0.05456	-0.040683	0.015422	0.491854	4.658846	15.49773	0.000431	0.082612	0.023545	100
NUM835	0.000889	-9.03E-06	0.05456	-0.040683	0.015412	0.480833	4.662082	15.36382	0.000461	0.088933	0.023516	100
NUM836	0.000775	-9.03E-06	0.05456	-0.040683	0.015366	0.50291	4.729477	16.67819	0.000239	0.077546	0.023375	100
NUM837	0.000742	-9.03E-06	0.05456	-0.040683	0.015351	0.509568	4.751288	17.10687	0.000193	0.074234	0.02333	100
NUM838	0.000665	-4.45E-05	0.05456	-0.040683	0.01535	0.524519	4.763042	17.53665	0.000156	0.06651	0.023327	100
NUM839	0.000625	-0.000148	0.05456	-0.040683	0.015349	0.532485	4.770047	17.78012	0.000138	0.062489	0.023323	100
NUM840	0.000621	-0.000148	0.05456	-0.040683	0.015349	0.533146	4.770138	17.79319	0.000137	0.062133	0.023324	100
NUM841	0.000476	-0.000148	0.05456	-0.040683	0.015202	0.546147	4.929926	20.4905	0.000036	0.047578	0.022879	100
NUM842	0.000578	-0.000148	0.05456	-0.040683	0.015236	0.525217	4.873611	19.22429	0.000067	0.057838	0.022981	100
NUM843	0.000556	-0.000148	0.05456	-0.040683	0.015248	0.527255	4.862476	19.0867	0.000072	0.05557	0.023017	100
NUM844	0.00074	-4.45E-05	0.05456	-0.040683	0.015333	0.494497	4.74325	16.73763	0.000232	0.074021	0.023276	100
NUM845	0.000665	-4.45E-05	0.05456	-0.040683	0.015358	0.505079	4.72383	16.63338	0.000244	0.066462	0.023351	100
NUM846	0.000775	-9.03E-06	0.05456	-0.040683	0.015339	0.486968	4.73263	16.46067	0.000266	0.07745	0.023292	100
NUM847	0.000832	0.000102	0.05456	-0.040683	0.015336	0.475986	4.727924	16.21655	0.000301	0.083213	0.023285	100
NUM848	0.000898	0.000102	0.05456	-0.040683	0.015371	0.463562	4.680077	15.34256	0.000466	0.089828	0.023391	100
NUM849	0.000731	-9.03E-06	0.05456	-0.040683	0.015325	0.49501	4.753337	16.89305	0.000215	0.073083	0.023251	100
NUM850	0.000556	-4.45E-05	0.05456	-0.040683	0.015357	0.521277	4.739989	17.14366	0.000189	0.055611	0.023348	100
NUM851	0.000281	-0.000148	0.05456	-0.040683	0.015521	0.524961	4.62724	15.62603	0.000404	0.028083	0.023851	100
NUM852	8.54E-05	-0.000148	0.05456	-0.040683	0.015383	0.553442	4.791372	18.47587	0.000097	0.008543	0.023426	100
NUM853	0.000323	-0.000148	0.05456	-0.040683	0.015568	0.524808	4.590868	15.13565	0.000517	0.032309	0.023993	100
NUM854	0.000291	-0.000148	0.05456	-0.040683	0.015573	0.530218	4.588976	15.20571	0.000499	0.029137	0.02401	100
NUM855	4.10E-05	-0.000148	0.05456	-0.040683	0.015289	0.535473	4.827553	18.69531	0.000087	0.004098	0.023143	100
NUM856	-3.53E-06	-0.00024	0.05456	-0.040683	0.015296	0.543282	4.825497	18.80442	0.000083	-0.000353	0.023163	100
NUM857	1.20E-05	-0.00024	0.05456	-0.040683	0.015291	0.541078	4.829523	18.8259	0.000082	0.001202	0.023147	100
NUM858	0.000176	-0.000148	0.05456	-0.040683	0.015204	0.530116	4.904729	19.80034	0.00005	0.017597	0.022884	100
NUM859	0.000161	-0.000148	0.05456	-0.040683	0.015201	0.533211	4.910649	19.94931	0.000047	0.016133	0.022875	100
NUM860	-3.69E-05	-0.000148	0.05456	-0.040683	0.015052	0.561188	5.097087	23.57292	0.000008	-0.003693	0.02243	100
NUM861	-0.000311	-0.00024	0.05456	-0.040683	0.014883	0.599751	5.319669	28.4153	0.000001	-0.03114	0.02193	100
NUM862	-0.000292	-0.00024	0.05456	-0.040683	0.014881	0.59624	5.32017	28.35498	0.000001	-0.029221	0.021922	100
NUM863	-0.000259	-0.00024	0.05456	-0.040683	0.014875	0.590406	5.322388	28.28252	0.000001	-0.025934	0.021907	100
NUM864	-0.000206	-0.000148	0.05456	-0.040683	0.014885	0.579027	5.300692	27.64282	0.000001	-0.020645	0.021935	100
NUM865	-0.000131	-0.000148	0.05456	-0.040683	0.014838	0.575504	5.351048	28.55103	0.000001	-0.013078	0.021795	100
NUM866	-0.000174	-0.000148	0.05456	-0.040683	0.014817	0.58463	5.385602	29.40945	0	-0.017368	0.021736	100
NUM867	-0.000584	-0.000148	0.05456	-0.040683	0.014197	0.488483	5.658726	33.43035	0	-0.058379	0.019954	100
NUM868	-0.000636	-0.000148	0.05456	-0.040683	0.014209	0.497504	5.647039	33.32025	0	-0.063557	0.019988	100
NUM869	-0.000715	-0.000581	0.05456	-0.040683	0.01421	0.513749	5.656486	33.8028	0	-0.071483	0.019991	100
NUM870	-0.000628	-0.000581	0.05456	-0.040683	0.014159	0.507859	5.720451	35.13558	0	-0.062758	0.019846	100
NUM871	-0.000443	-0.000581	0.05456	-0.040683	0.014294	0.481104	5.517183	30.25856	0	-0.044332	0.020228	100
NUM872	-0.000571	-0.000581	0.05456	-0.040683	0.01423	0.506305	5.626476	33.01564	0	-0.057129	0.020048	100

Data	Mean	Median	Maximum	Minimum	Std. Dev.	Skewness	Kurtosis	Jarque-Bera	Probability	Sum	Sum Sq. Dev.	Observations
NUM873	-0.000419	-0.000581	0.05456	-0.040683	0.01439	0.495495	5.420238	28.49839	0.000001	-0.041936	0.0205	100
NUM874	-0.00015	-0.000581	0.05456	-0.040683	0.014794	0.536958	5.139531	23.8787	0.000007	-0.015023	0.021667	100
NUM875	2.41E-05	-0.000581	0.05456	-0.040683	0.014947	0.516534	4.952323	20.32831	0.000039	0.002415	0.022119	100
NUM876	0.000282	-0.000148	0.05456	-0.040683	0.015107	0.481243	4.759584	16.76048	0.000229	0.028246	0.022593	100
NUM877	0.000292	-0.000148	0.05456	-0.040683	0.015098	0.481653	4.767612	16.88506	0.000216	0.029239	0.022567	100
NUM878	0.000405	-0.000148	0.05456	-0.040683	0.015238	0.481151	4.641219	15.08178	0.000531	0.040498	0.022987	100
NUM879	0.00034	-0.000581	0.05456	-0.040683	0.015252	0.491696	4.632091	15.12825	0.000519	0.034033	0.023031	100
NUM880	0.000324	-0.000581	0.05456	-0.040683	0.015256	0.494384	4.629612	15.13873	0.000516	0.032394	0.023042	100
NUM881	0.000168	-0.000938	0.05456	-0.040683	0.015227	0.524311	4.683503	16.39079	0.000276	0.016832	0.022955	100
NUM882	0.000136	-0.000938	0.05456	-0.040683	0.015218	0.531218	4.699955	16.74425	0.000231	0.013556	0.022926	100
NUM883	0.000247	-0.000581	0.05456	-0.040683	0.015238	0.508833	4.660784	15.80771	0.000369	0.02468	0.022986	100
NUM884	0.000401	-0.000148	0.05456	-0.040683	0.015228	0.481963	4.651793	15.23988	0.000491	0.040134	0.022957	100
NUM885	0.000553	-2.29E-05	0.05456	-0.040683	0.015272	0.452882	4.583358	13.8643	0.000976	0.05533	0.023091	100
NUM886	0.000793	6.61E-05	0.05456	-0.040683	0.015353	0.413907	4.475832	11.93064	0.002566	0.079265	0.023336	100
NUM887	0.00085	6.61E-05	0.05456	-0.040683	0.015332	0.405869	4.493284	12.03672	0.002434	0.085038	0.023272	100
NUM888	0.000852	6.61E-05	0.05456	-0.040683	0.015334	0.405686	4.491409	12.01094	0.002465	0.085226	0.023278	100
NUM889	0.001323	0.000186	0.05456	-0.040683	0.015077	0.436528	4.561965	13.34151	0.001267	0.132255	0.022503	100
NUM890	0.001498	0.000546	0.05456	-0.040683	0.015034	0.411011	4.589347	13.3406	0.001268	0.149836	0.022376	100
NUM891	0.001701	0.000546	0.05456	-0.040683	0.014792	0.455137	4.746733	16.16531	0.000309	0.170093	0.021662	100
NUM892	0.001227	0.000186	0.05456	-0.040683	0.014118	0.320872	4.809711	15.36204	0.000462	0.122682	0.019732	100
NUM893	0.001281	0.000186	0.05456	-0.040683	0.014057	0.327955	4.86596	16.3001	0.000289	0.128099	0.019563	100
NUM894	0.001338	0.000546	0.05456	-0.040683	0.014063	0.315603	4.853323	15.97177	0.00034	0.133816	0.019578	100
NUM895	0.001352	0.000546	0.05456	-0.040683	0.014058	0.313403	4.858768	16.03294	0.00033	0.135177	0.019564	100