

## Lampiran-1 Trafik 3G R99 dan HSDPA

Lokasi pengamatan : RNC\_BOGOR, RNC1\_RAJAWALI, RNC2\_SIMATUPANG,  
RNC3\_BUARAN, RNC7\_GSI, RNC8\_MERUYA.

Waktu Pengamatan : 1 Juli 2008 – 31 Januari 2009

### 1. Jumlah Payload Uplink 3G R99

DATE	PAYLOAD UPLINK 3G R99			
	PS 64 UL (Mbit)	PS 128 UL (Mbit)	PS 256 UL (Mbit)	PS 384 UL (Mbit)
Jul-08	157453696.38	51256439.36	32441080.99	187121184.93
Aug-08	236474346.69	71006120.70	5715882.75	178658761.73
Sep-08	325355106.11	34062355.58	15573343.74	78512193.02
Oct-08	428636219.39	11239755.65	18622194.94	24333697.54
Nov-08	380703388.95	14215267.92	11884708.57	29402144.36
Dec-08	448606742.90	23149227.26	12012363.09	41475664.42
Jan-09	562467482.75	30070129.66	8301601.02	49094003.33

### 2. Jumlah Payload Downlink 3G R99 dan HSDPA

DATE	PAYLOAD DOWNLINK 3G R99 + HSDPA				
	PS 64 DL (Mbit)	PS 128 DL (Mbit)	PS 256 DL (Mbit)	PS 384 DL (Mbit)	HSDPA (Mbit)
Jul-08	38594489.45	18844079.18	147444540.13	155621000.01	106426457.49
Aug-08	46150364.35	25185521.54	197333794.82	174437268.86	166612178.79
Sep-08	50807384.26	26517817.73	198088351.23	161716153.73	200030892.49
Oct-08	62162532.74	28267997.70	205596391.68	176099028.86	267410935.91
Nov-08	49440614.27	19449771.10	150812025.22	131706680.10	240985427.48
Dec-08	56640062.48	17055788.53	127845668.17	122584899.82	347034781.83
Jan-09	69719781.38	17136413.95	118936438.78	143434499.33	462874240.13

### 3. Jumlah DCH yang dialokasikan pada interactive class

DATE	TRANSAKSI INTERACTIVE CLASS			
	PS 64 UL	PS 128 UL	PS 256 UL	PS 384 UL
Jul-08	4492073	669450	321696	169324
Aug-08	6518221	949950	44532	197363
Sep-08	7681163	578612	118767	122849
Oct-08	10001003	137503	196033	39360
Nov-08	8813993	164747	123155	31776
Dec-08	12890250	206737	168719	55393
Jan-09	15880061	255398	145575	58171

### 3. Jumlah DCH yang dialokasikan pada background class

TRANSAKSI BACKGROUND CLASS				
DATE	PS 64 UL	PS 128 UL	PS 256 UL	PS 384 UL
Jul-08	2367322471	321336000	1273916160	2354280896
Aug-08	3122227859	354331350	185787504	2708412449
Sep-08	3794494522	264425684	469087005	1739418991
Oct-08	4200421260	63388883	794325716	560407680
Nov-08	4345298549	60626896	465402745	440606016
Dec-08	6097088250	79593745	668127240	767359229
Jan-09	7797109951	114673702	577932750	807355309

### 4. Jumlah durasi pada DCH yang dialokasikan pada interactive class

DATE	PS 64 UL (ms)	PS 128 UL (ms)	PS 256 UL (ms)	PS 384 UL (ms)
Jul-08	7277157800	1057731000	125462200	82969000
Aug-08	10559518100	1500920900	17417900	96707900
Sep-08	12443484100	914206900	46369400	60196400
Oct-08	16201724860	217454900	76453100	19286400
Nov-08	14278668400	260300000	48030400	15570400
Dec-08	20882205000	326644400	65800700	27142700
Jan-09	25725698900	403529200	56774300	28503800

### 5. Jumlah durasi pada DCH yang dialokasikan pada background class

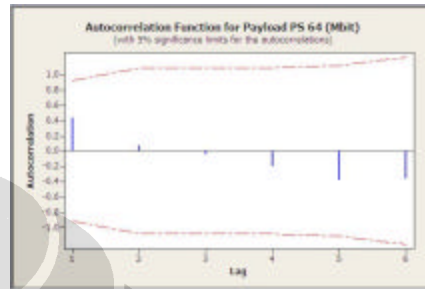
DURASI TRANSAKSI BACKGROUND CLASS				
DATE	PS 64 UL (ms)	PS 128 UL (ms)	PS 256 UL (ms)	PS 384 UL (ms)
Jul-08	4168487549200	687659040000	675175564800	1573368200400
Aug-08	5495121031600	758269089000	98467377000	2293508797300
Sep-08	6678310358600	565870963700	248616112600	1165410724000
Oct-08	7392741417600	135652209400	420992629100	375473145400
Nov-08	7647725446200	129741557600	246663455000	295205990800
Dec-08	10730875319800	170330614300	354107437200	516130683500
Jan-09	13722913513700	245401721800	306304357500	540928057000

## Lampiran-2 Uji Pola Data

### 1. Payload Uplink

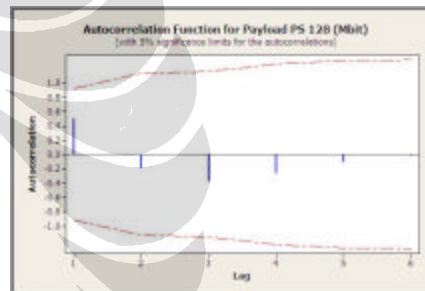
**Tabel A. Otokorelasi PS 64 UL**

Bulan	ACF	t - stat	LBQ-stat
<b>Jul 08</b>	0.431310	1.14114	1.9533
<b>Agt-08</b>	0.071134	0.16067	2.0171
<b>Sept-08</b>	-0.052503	-0.11815	2.0605
<b>Okt-08</b>	-0.197389	-0.44333	2.8787
<b>Nov-08</b>	-0.384541	-0.84039	7.5366
<b>Des-08</b>	-0.368011	-0.73364	16.0689
<b>Jan-09</b>			



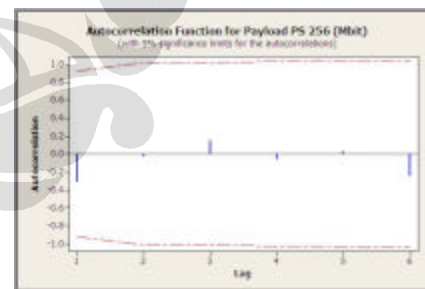
**Tabel B. Otokorelasi PS 128 UL**

Bulan	ACF	t - stat	LBQ-stat
<b>Jul 08</b>	0.494693	1.30883	2.56957
<b>Agt-08</b>	-0.197994	-0.42923	3.06351
<b>Sept-08</b>	-0.386346	-0.81634	5.41440
<b>Okt-08</b>	-0.271056	-0.52494	6.95730
<b>Nov-08</b>	-0.116437	-0.21711	7.38436
<b>Des-08</b>	-0.022860	-0.04234	7.41729
<b>Jan-09</b>			



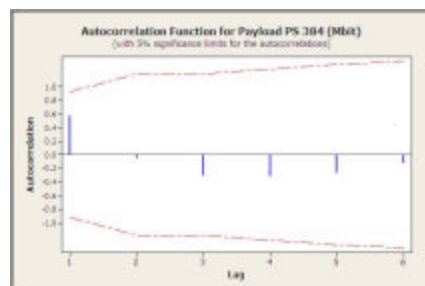
**Tabel B. Otokorelasi PS 256 UL**

Bulan	ACF	t - stat	LBQ-stat
<b>Jul 08</b>	-0.316404	-0.837126	1.05117
<b>Agt-08</b>	-0.032759	-0.079114	1.06469
<b>Sept-08</b>	0.141967	0.342544	1.38212
<b>Okt-08</b>	-0.065665	-0.155849	1.47267
<b>Nov-08</b>	0.021381	0.050569	1.48707
<b>Des-08</b>	-0.248519	-0.587583	5.37806
<b>Jan-09</b>			



**Tabel D. Otokorelasi PS 384 UL**


Bulan	ACF	t - stat	LBQ-stat
<b>Jul 08</b>	0.569977	1.50802	3.4112
<b>Agt-08</b>	-0.050046	-0.10309	3.4427
<b>Sept-08</b>	-0.308299	-0.63409	4.9397
<b>Okt-08</b>	-0.324371	-0.63184	7.1493
<b>Nov-08</b>	-0.263756	-0.48676	9.3407
<b>Des-08</b>	-0.123505	-0.22058	10.3016
<b>Jan-09</b>			



## 2. Transaksi Uplink Interactive Class

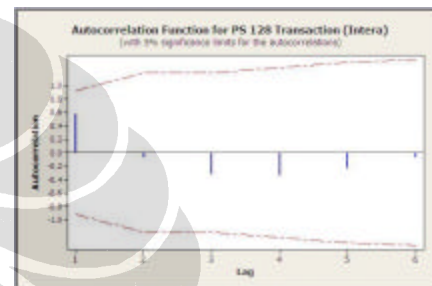
**Tabel E. Otokorelasi PS 64 UL**

Bulan	ACF	t - stat	LBQ-stat
<b>Jul 08</b>	0.425241	1.12508	1.8987
<b>Agt-08</b>	0.067836	0.15381	1.9567
<b>Sept-08</b>	-0.037924	-0.08570	1.9793
<b>Okt-08</b>	-0.202877	-0.45796	2.8437
<b>Nov-08</b>	-0.398519	-0.87379	7.8464
<b>Des-08</b>	-0.353758	-0.70277	15.7305
<b>Jan-09</b>			



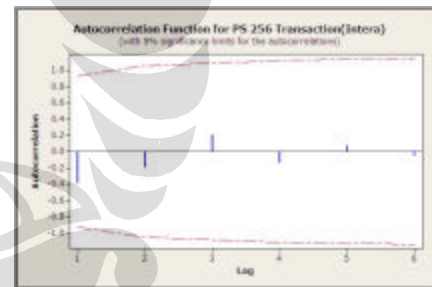
**Tabel F. Otokorelasi PS 128 UL**

Bulan	ACF	t - stat	LBQ-stat
<b>Jul 08</b>	0.569040	1.50554	3.39997
<b>Agt-08</b>	-0.080547	-0.16602	3.48172
<b>Sept-08</b>	-0.328148	-0.67373	5.17769
<b>Okt-08</b>	-0.347869	-0.67198	7.71897
<b>Nov-08</b>	-0.241925	-0.43981	9.56259
<b>Des-08</b>	-0.070551	-0.12486	9.87617
<b>Jan-09</b>			




**Tabel G. Otokorelasi PS 256 UL**

Bulan	ACF	t - stat	LBQ-stat
<b>Jul 08</b>	-0.389916	-1.03162	1.59636
<b>Agt-08</b>	-0.192034	-0.44491	2.06102
<b>Sept-08</b>	0.208739	0.47050	2.74728
<b>Okt-08</b>	-0.144559	-0.31599	3.18612
<b>Nov-08</b>	0.069911	0.15069	3.34008
<b>Des-08</b>	-0.052141	-0.11202	3.51135
<b>Jan-09</b>			



**Tabel H. Otokorelasi PS 384 UL**


Bulan	ACF	t - stat	LBQ-stat
<b>Jul 08</b>	0.613257	1.62252	3.9489
<b>Agt-08</b>	-0.027537	-0.05504	3.9584
<b>Sept-08</b>	-0.358159	-0.71556	5.9788
<b>Okt-08</b>	-0.368110	-0.68691	8.8244
<b>Nov-08</b>	-0.255471	-0.44751	10.8803
<b>Des-08</b>	-0.103981	-0.17715	11.5614
<b>Jan-09</b>			



## 3. Transaksi Uplink Background Class

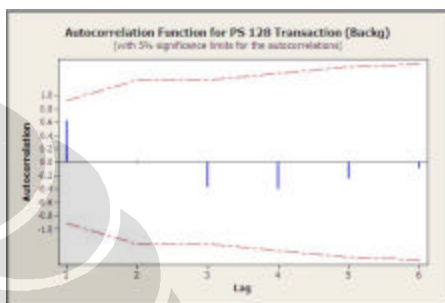
**Tabel E. Otokorelasi PS 64 UL**

Bulan	ACF	t - stat	LBQ-stat
<b>Jul 08</b>	0.450158	1.19101	2.1277
<b>Agt-08</b>	0.052414	0.11698	2.1624
<b>Sept-08</b>	-0.061348	-0.13665	2.2216
<b>Okt-08</b>	-0.205657	-0.45689	3.1098
<b>Nov-08</b>	-0.390328	-0.84239	7.9090
<b>Des-08</b>	-0.345240	-0.67939	15.4180
<b>Jan-09</b>			



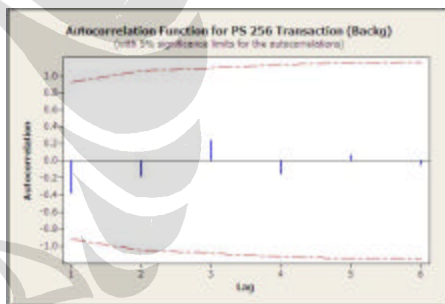
**Tabel F. Otokorelasi PS 128 UL**

Bulan	ACF	t - stat	LBQ-stat
<b>Jul 08</b>	0.621512	1.64437	4.0559
<b>Agt-08</b>	0.009998	0.01987	4.0572
<b>Sept-08</b>	-0.382962	-0.76099	6.3671
<b>Okt-08</b>	-0.399874	-0.73604	9.7249
<b>Nov-08</b>	-0.256236	-0.43890	11.7931
<b>Des-08</b>	-0.092438	-0.15415	12.3314
<b>Jan-09</b>			



**Tabel G. Otokorelasi PS 256 UL**

Bulan	ACF	t - stat	LBQ-stat
<b>Jul 08</b>	-0.393532	-1.04119	1.62611
<b>Agt-08</b>	-0.194383	-0.44938	2.10220
<b>Sept-08</b>	0.234922	0.52808	2.97142
<b>Okt-08</b>	-0.163657	-0.35405	3.53387
<b>Nov-08</b>	0.067606	0.14371	3.67784
<b>Des-08</b>	-0.050955	-0.10799	3.84142
<b>Jan-09</b>			



**Tabel H. Otokorelasi PS 384 UL**

Bulan	ACF	t - stat	LBQ-stat
<b>Jul 08</b>	0.617823	1.63461	4.0079
<b>Agt-08</b>	-0.018830	-0.03752	4.0124
<b>Sept-08</b>	-0.360607	-0.71832	6.0605
<b>Okt-08</b>	-0.374985	-0.69733	9.0133
<b>Nov-08</b>	-0.257273	-0.44830	11.0983
<b>Des-08</b>	-0.106128	-0.17984	11.8079
<b>Jan-09</b>			

